

Floor plans of residential properties in the development

發展項目的住宅物業的樓面平面圖

Tower 17 座 G/F 地下

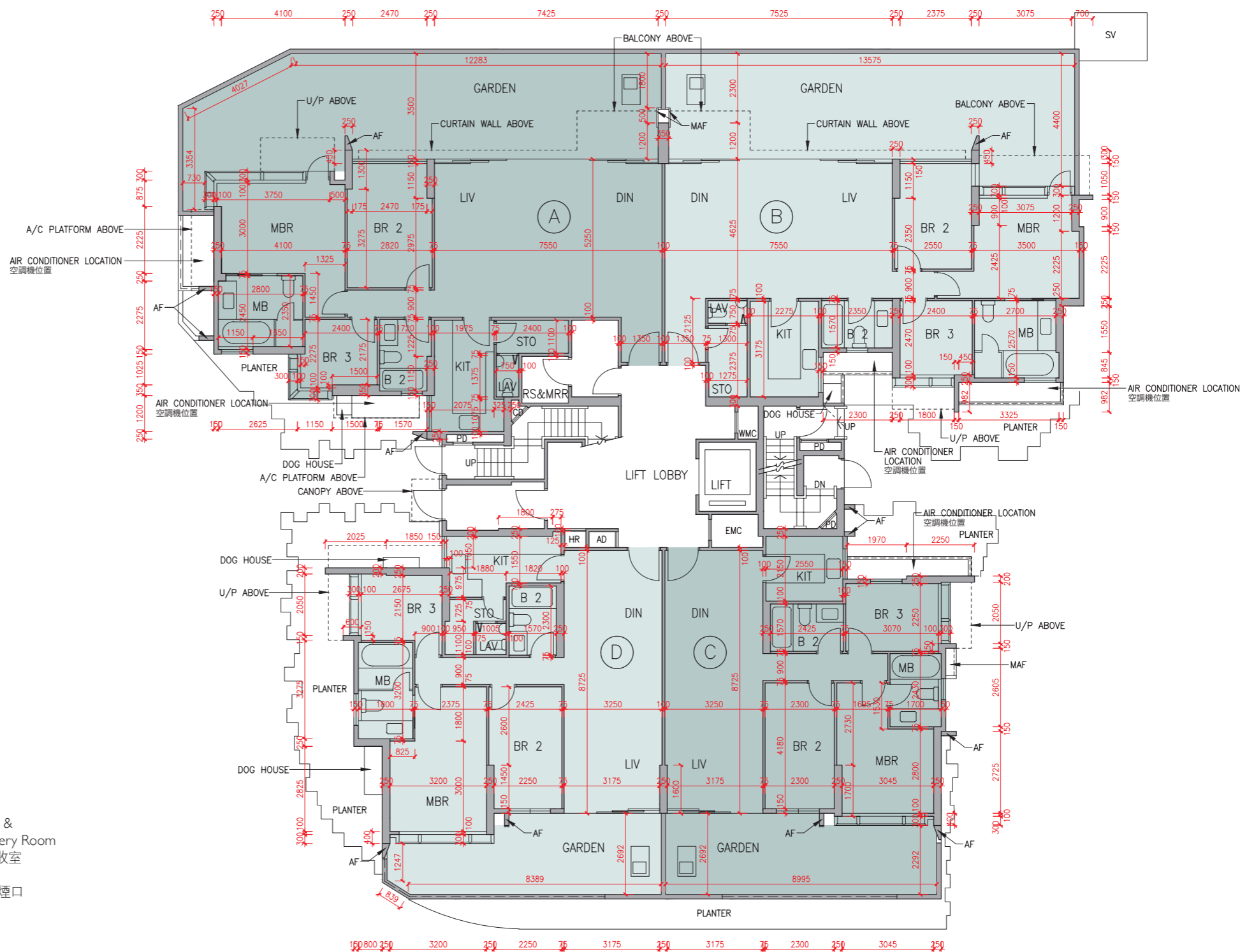
Description 描述	Flat 單位			
	A	B	C	D
Floor-to-floor height (refers to the height between the top surface of the structural slab of a floor and the top surface of the structural slab of its immediate upper floor) of each residential property (m) 每個住宅物業的層與層之間的高度 (指該樓層之石屎地台面與上一層石屎地台面之高度距離)(米)	2.650	2.650	2.650	2.650
	2.700	2.750	2.700	2.750
	2.800	2.750	2.650	2.750
	2.890	2.890	2.790	2.790
	2.950	3.000	2.790	2.950
	3.000	3.050	3.000	3.000
	3.050	3.300	3.100	3.100
	3.300	3.350	3.350	3.300
Thickness of the floor slabs (excluding plaster) of each residential property (mm) 每個住宅物業的樓板 (不包括灰泥)的厚度(毫米)	150	150	150	
	200	175	175	
	300	300	200	

The internal areas of the residential properties on the upper floors will generally be slightly larger than those on the lower floors because of the reducing thickness of the structural walls on the upper floors.

因住宅物業的較高樓層的結構牆的厚度遞減，較高樓層的內部面積，一般比較低樓層的內部面積稍大。

Remark: The dimensions in the floor plans are all structural dimensions in millimetre.

備註：樓面平面圖之尺規所列數字為以毫米標示之建築結構尺寸。



LEGEND 2 圖例 2

- | | |
|--|---|
| JACUZZI = 按摩池 | RS & MRR = Refuse Storage & Material Recovery Room 垃圾及物料回收室 |
| KIT = Kitchen 廚房 | SKYLIGHT = 天窗 |
| LAV = Lavatory 洗手間 | SV = Smoke Vent 排煙口 |
| LIFT = 升降機 | STO = Store 儲物房 |
| LIFT LOBBY = 升降機大堂 | SWIMMING POOL = 游泳池 |
| LIFT SHAFT = 升降機槽 | TOP OF BALCONY = 下層露台上蓋 |
| LIV = Living Room 客廳 | TOP OF CURTAIN WALL = 幕牆頂部 |
| LIV / DIN = Living / Dining Room 客/飯廳 | TOP OF U/P = Top of Utility Platform 下層工作平台上蓋 |
| MAF = Metal Architectural Feature 金屬建築裝飾 | UP = Up 上 |
| MBR = Master Bedroom 主人睡房 | U/P = Utility Platform 工作平台 |
| MB = Master Bathroom 主人浴室 | U/P ABOVE = Utility Platform Above 上層工作平台 |
| OPEN PIPE WELL = 開放式管道井 | VOID = 中空 |
| OWM = Openable Window For Maintenance 維修窗口 | VOID ABOVE = 上層中空 |
| PANTRY = 備餐間 | WALK-IN CLOSET = 衣帽間 |
| PLANTER = 花槽 | WMC = Water Meter Cabinet 水錶箱 |
| PITCHED ROOF = 斜天台 | WMR = Water Meter Room 水錶房 |
| PD = Pipe Duct 管道槽 | |
| PLANTER = 花槽 | |
| ROOF = 天台 | |

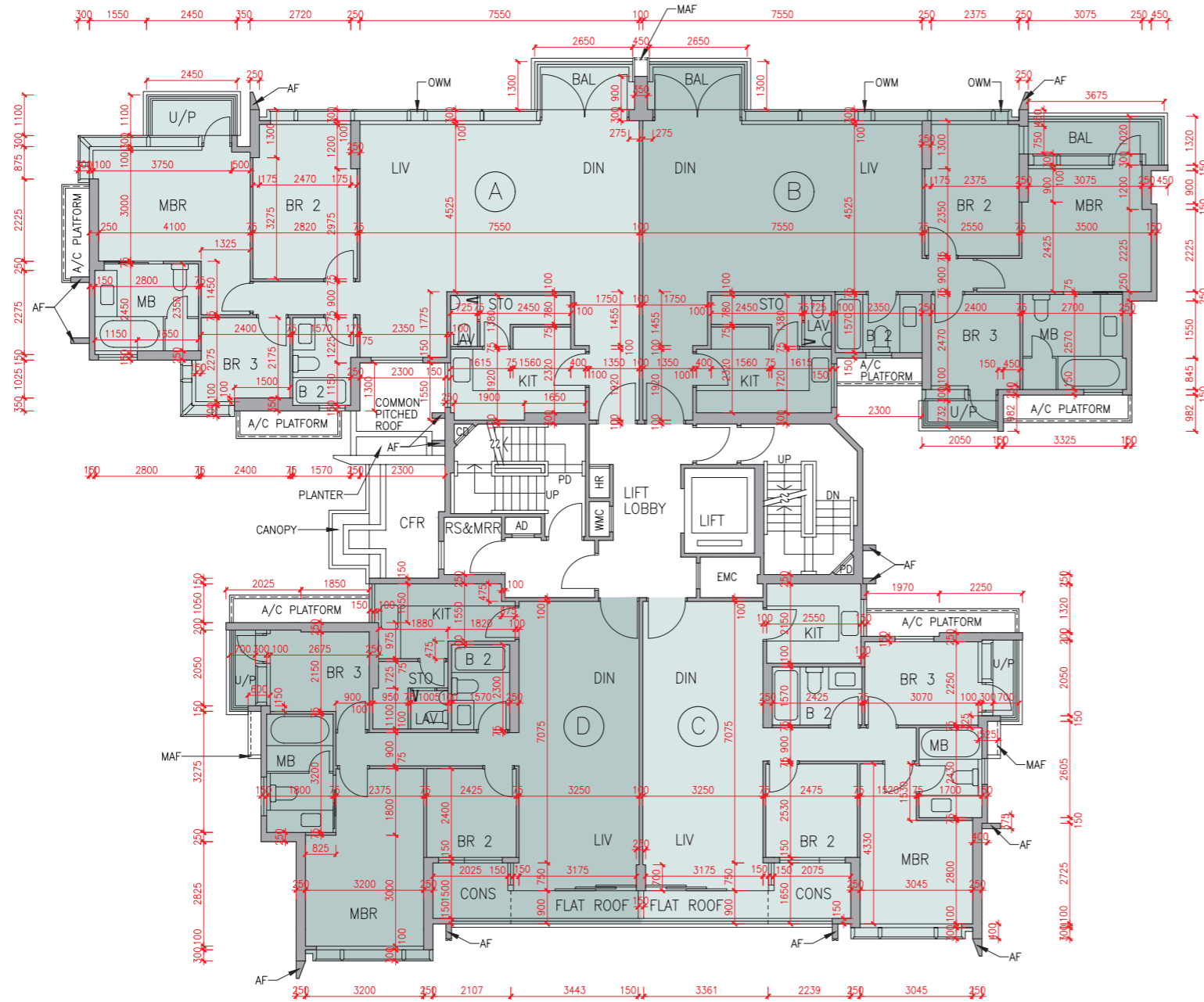


Scale 比例
0M/米 5M/米

Floor plans of residential properties in the development

發展項目的住宅物業的樓面平面圖

Tower 17 座 I/F 1樓



Description 描述	Flat 單位			
	A	B	C	D
Floor-to-floor height (refers to the height between the top surface of the structural slab of a floor and the top surface of the structural slab of its immediate upper floor) of each residential property (m) 每個住宅物業的層與層之間的高度(指該樓層之石屎地台面與上一層石屎地台面之高度距離)(米)	I/F 1樓 2.650 3.000	3.000	2.750 3.000 3.050	3.000 3.050
Thickness of the floor slabs (excluding plaster) of each residential property (mm) 每個住宅物業的樓板(不包括灰泥)的厚度(毫米)	I/F 1樓 150 175 200 300	150 175 300	150 175 200	

The internal areas of the residential properties on the upper floors will generally be slightly larger than those on the lower floors because of the reducing thickness of the structural walls on the upper floors.

因住宅物業的較高樓層的結構牆的厚度遞減，較高樓層的內部面積，一般比較低樓層的內部面積稍大。

- Remarks :
- The dimensions in the floor plans are all structural dimensions in millimetre.
 - The conservatory, if any, forms part of a residential property, is not common part of the Development. Where applicable, the saleable area of the relevant residential properties specified in the section "Area of Residential Properties in the Development" already includes the floor areas of such conservatory. The Authorised Person for the Development has certified that (a) there is no restriction on the usage of such conservatory which will affect owner's enjoyment of the relevant residential property and (b) such conservatory is made for the exclusive use of the owner of the relevant residential property.

- 備註 :
- 樓面平面圖之尺規所列數字為以毫米標示之建築結構尺寸。
 - 溫室(如有)屬住宅物業一部分，並非發展項目之公用部分。如適用，在「發展項目中的住宅物業的面積」部份內所列出的有關住宅物業之實用面積包括該溫室之樓面面積。發展項目的認可人士已證明溫室(a)在使用上沒有限制亦不會對相關住宅物業業主享用該住宅物業造成影響及(b)是專供相關住宅物業業主使用而設。

LEGEND I 圖例 1

A/C PLANT ROOM (UNCOVERED)	= Air Conditioner Plant Room (uncovered) 空調機房(沒有上蓋)	CD	= Cable Duct 電線管道槽
A/C PLANT ROOM	= Air Conditioner Plant Room 空調機房	CFR	= Common Flat Roof 公用平台
A/C PLATFORM	= Air Conditioner Platform 空調機平台	CPR	= Common Pitched Roof 公用傾斜屋頂
A/C PLATFORM ABOVE	= Air Conditioner Platform Above 上層空調機平台	CONS	= Conservatory 溫室
ACOUSTIC FIN	= 隔音牆	CURTAIN WALL ABOVE	= 上方之幕牆
AD	= Air Duct 通風管道槽	DN	= Down 下
AF	= Architectural Feature 建築裝飾	DIN	= Dining Room 飯廳
AF ABOVE	= Architectural Feature Above 上層建築裝飾	DOG HOUSE	= Mechanical & Electrical Services Duct Connecting to the Floor Below 連接下層的機電設施管道
AF ON I/F	= 建築裝飾於1樓	DPMR	= Drainage Pipe Maintenance Room 排水管維修房
B	= Bathroom 浴室	ELV	= Extra Low Voltage Duct 低電壓管道
BAL	= Balcony 露台	EMR	= Electricity Meter Room 電錶房
BALCONY ABOVE	= Balcony above 上層露台	ENTRANCE HALL	= 入口大堂
BR	= Bedroom 睡房	FAMILY ROOM	= 家庭廳
BUILDING LINE ABOVE	= 上方之建築邊線	FLAT ROOF	= 平台
CANOPY	= 簷篷	GARDEN	= 花園
CANOPY ABOVE	= 上層簷篷	HR	= Hose Reel 消防喉轆



Scale 比例
0M/米 5M/米

Floor plans of residential properties in the development

發展項目的住宅物業的樓面平面圖

Tower 17 座 2/F - 5/F (4/F is omitted) 2樓-5樓(不設4樓)

Description 描述	Flat 單位			
	A	B	C	D
Floor-to-floor height (refers to the height between the top surface of the structural slab of a floor and the top surface of the structural slab of its immediate upper floor) of each residential property (m) 每個住宅物業的層與層之間的高度(指該樓層之石屎地台面與上一層石屎地台面之高度距離)(米)	3.000			
Thickness of the floor slabs (excluding plaster) of each residential property (mm) 每個住宅物業的樓板(不包括灰泥)的厚度(毫米)	2/F-5/F 2樓-5樓	150 175 200 300	150 175 300	150 175 200

The internal areas of the residential properties on the upper floors will generally be slightly larger than those on the lower floors because of the reducing thickness of the structural walls on the upper floors.

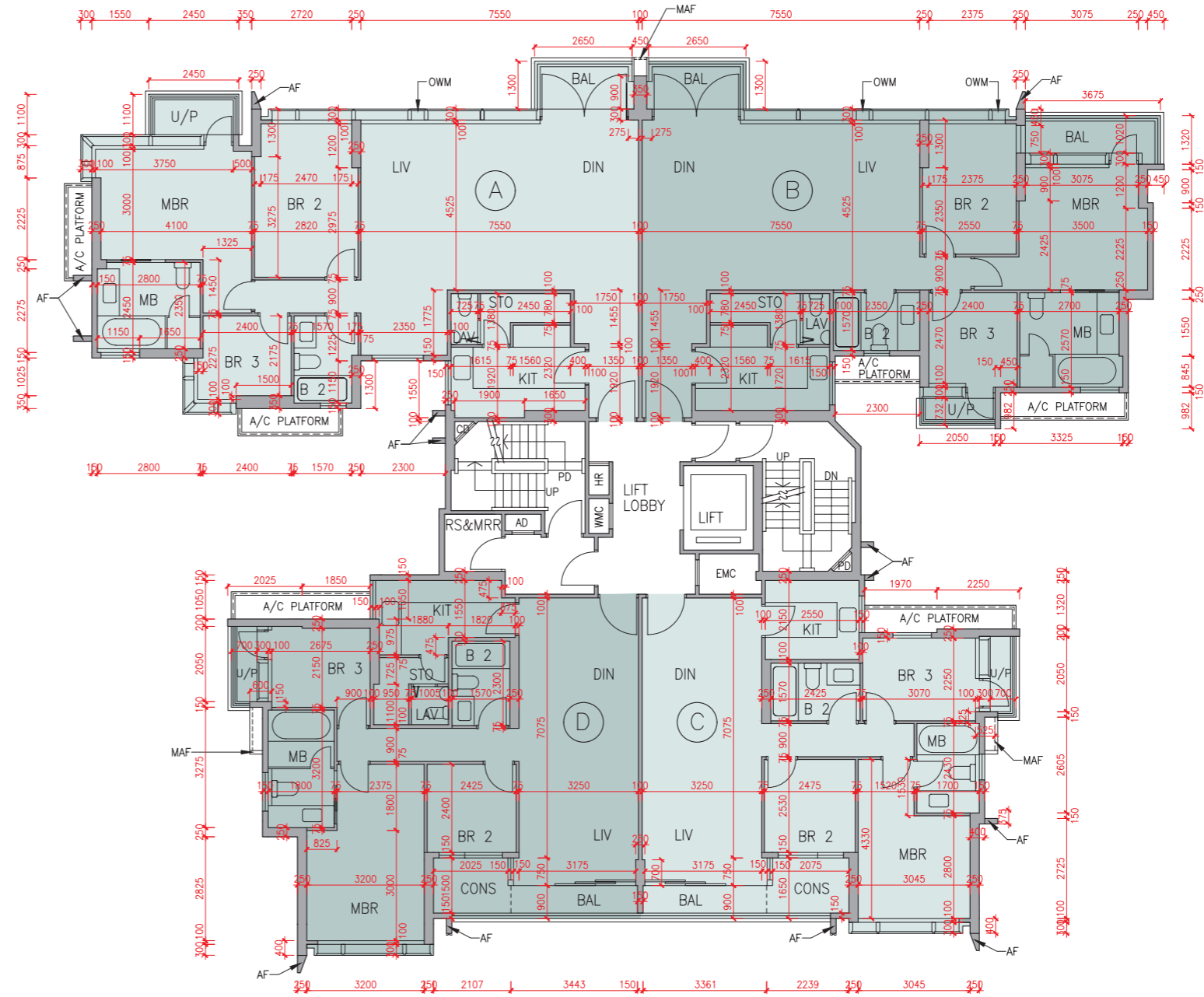
因住宅物業的較高樓層的結構牆的厚度遞減，較高樓層的內部面積，一般比較低樓層的內部面積稍大。

- Remarks: 1. The dimensions in the floor plans are all structural dimensions in millimetre.
2. The conservatory, if any, forms part of a residential property, is not common part of the Development. Where applicable, the saleable area of the relevant residential properties specified in the section "Area of Residential Properties in the Development" already includes the floor areas of such conservatory. The Authorised Person for the Development has certified that (a) there is no restriction on the usage of such conservatory which will affect owner's enjoyment of the relevant residential property and (b) such conservatory is made for the exclusive use of the owner of the relevant residential property.

- 備註：1. 樓面平面圖之尺規所列數字為以毫米標示之建築結構尺寸。
2. 溫室(如有)屬住宅物業一部分，並非發展項目之公用部分。如適用，在「發展項目中的住宅物業的面積」部份內所列出的有關住宅物業之實用面積包括該溫室之樓面面積。發展項目的認可人士已證明溫室(a)在使用上沒有限制亦不會對相關住宅物業業主享用該住宅物業造成影響及(b)是專供相關住宅物業業主使用而設。

LEGEND 2 圖例 2

JACUZZI = 按摩池	RS & MRR = Refuse Storage & Material Recovery Room 垃圾及物料回收室
KIT = Kitchen 廚房	SKYLIGHT = 天窗
LAV = Lavatory 洗手間	SV = Smoke Vent 排煙口
LIFT = 升降機	STO = Store 儲物房
LIFT LOBBY = 升降機大堂	SWIMMING POOL = 游泳池
LIFT SHAFT = 升降機槽	TOP OF BALCONY = 下層露台上蓋
LIV = Living Room 客廳	TOP OF CURTAIN WALL = 幕牆頂部
LIV / DIN = Living / Dining Room 客/飯廳	TOP OF U/P = Top of Utility Platform 下層工作平台上蓋
MAF = Metal Architectural Feature 金屬建築裝飾	UP = Up 上
MBR = Master Bedroom 主人睡房	U/P = Utility Platform 工作平台
MB = Master Bathroom 主人浴室	U/P ABOVE = Utility Platform Above 上層工作平台
OPEN PIPE WELL = 開放式管道井	VOID = 中空
OWM = Openable Window For Maintenance 維修窗口	VOID ABOVE = 上層中空
PANTRY = 備餐間	WALK-IN CLOSET = 衣帽間
PLANTER = 花槽	WMC = Water Meter Cabinet 水錶箱
PITCHED ROOF = 斜天台	WMR = Water Meter Room 水錶房
PD = Pipe Duct 管道槽	
PLANTER = 花槽	
ROOF = 天台	

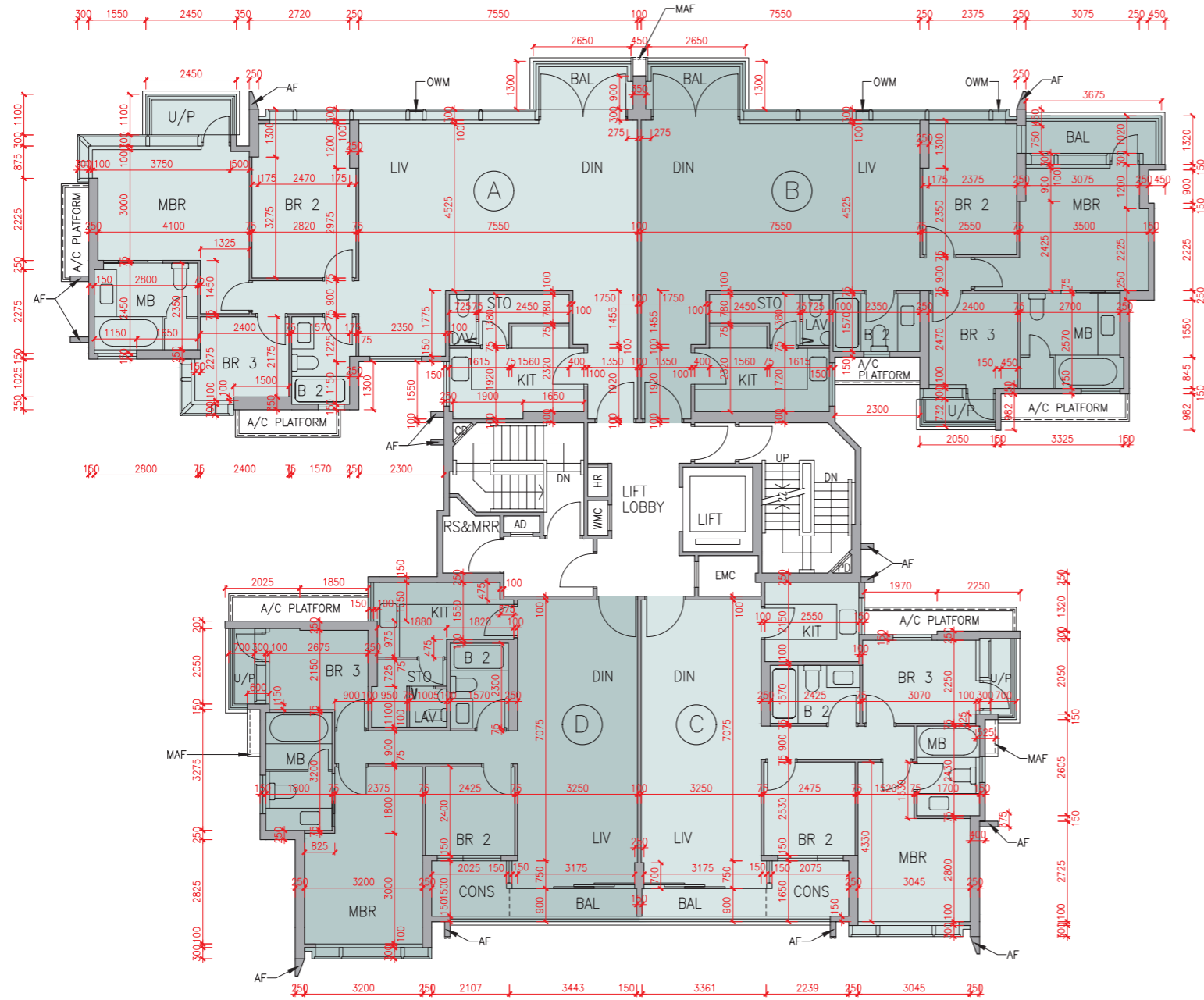


Scale 比例
0M/米 5M/米

Floor plans of residential properties in the development

發展項目的住宅物業的樓面平面圖

Tower 17 座 6/F 6樓



Description 描述	Flat 單位				
	A	B	C	D	
Floor-to-floor height (refers to the height between the top surface of the structural slab of a floor and the top surface of the structural slab of its immediate upper floor) of each residential property (m) 每個住宅物業的層與層之間的高度(指該樓層之石屎地台面與上一層石屎地台面之高度距離)(米)	6/F	3.000	3.000	3.000	3.000
	6樓	3.050	3.050	3.210	3.050
		3.300	3.250	3.250	3.210
		3.350	3.300	3.350	3.250
Thickness of the floor slabs (excluding plaster) of each residential property (mm) 每個住宅物業的樓板(不包括灰泥)的厚度(毫米)	6/F	150	150	150	150
	6樓	175	175	175	175
		200	300	200	200
		300	300	200	200

The internal areas of the residential properties on the upper floors will generally be slightly larger than those on the lower floors because of the reducing thickness of the structural walls on the upper floors.

因住宅物業的較高樓層的結構牆的厚度遞減，較高樓層的內部面積，一般比較低樓層的內部面積稍大。

- Remarks:
- The dimensions in the floor plans are all structural dimensions in millimetre.
 - The conservatory, if any, forms part of a residential property, is not common part of the Development. Where applicable, the saleable area of the relevant residential properties specified in the section "Area of Residential Properties in the Development" already includes the floor areas of such conservatory. The Authorised Person for the Development has certified that (a) there is no restriction on the usage of such conservatory which will affect owner's enjoyment of the relevant residential property and (b) such conservatory is made for the exclusive use of the owner of the relevant residential property.

- 備註:
- 樓面平面圖之尺規所列數字為以毫米標示之建築結構尺寸。
 - 溫室(如有)屬住宅物業一部分，並非發展項目之公用部分。如適用，在「發展項目中的住宅物業的面積」部份內所列出的有關住宅物業之實用面積包括該溫室之樓面面積。發展項目的認可人士已證明溫室(a)在使用上沒有限制亦不會對相關住宅物業業主享用該住宅物業造成影響及(b)是專供相關住宅物業業主使用而設。

LEGEND | 圖例 1

A/C PLANT ROOM (UNCOVERED)	= Air Conditioner Plant Room (uncovered) 空調機房(沒有上蓋)	CD	= Cable Duct 電線管道槽
A/C PLANT ROOM	= Air Conditioner Plant Room 空調機房	CFR	= Common Flat Roof 公用平台
A/C PLATFORM	= Air Conditioner Platform 空調機平台	CPR	= Common Pitched Roof 公用傾斜屋頂
A/C PLATFORM ABOVE	= Air Conditioner Platform Above 上層空調機平台	CONS	= Conservatory 溫室
ACOUSTIC FIN	= 隔音牆	CURTAIN WALL ABOVE	= 上方之幕牆
AD	= Air Duct 通風管道槽	DN	= Down 下
AF	= Architectural Feature 建築裝飾	DIN	= Dining Room 飯廳
AF ABOVE	= Architectural Feature Above 上層建築裝飾	DOG HOUSE	= Mechanical & Electrical Services Duct Connecting to the Floor Below 連接下層的機電設施管道
AF ON I/F	= 建築裝飾於1樓	DPMR	= Drainage Pipe Maintenance Room 排水管維修房
B	= Bathroom 浴室	ELV	= Extra Low Voltage Duct 低電壓管道
BAL	= Balcony 露台	EMR	= Electricity Meter Room 電錶房
BALCONY ABOVE	= Balcony above 上層露台	ENTRANCE HALL	= 入口大堂
BR	= Bedroom 睡房	FAMILY ROOM	= 家庭廳
BUILDING LINE ABOVE	= 上方之建築邊線	FLAT ROOF	= 平台
CANOPY	= 簷篷	GARDEN	= 花園
CANOPY ABOVE	= 上層簷篷	HR	= Hose Reel 消防喉轆



Scale 比例
0M/米 5M/米

Floor plans of residential properties in the development

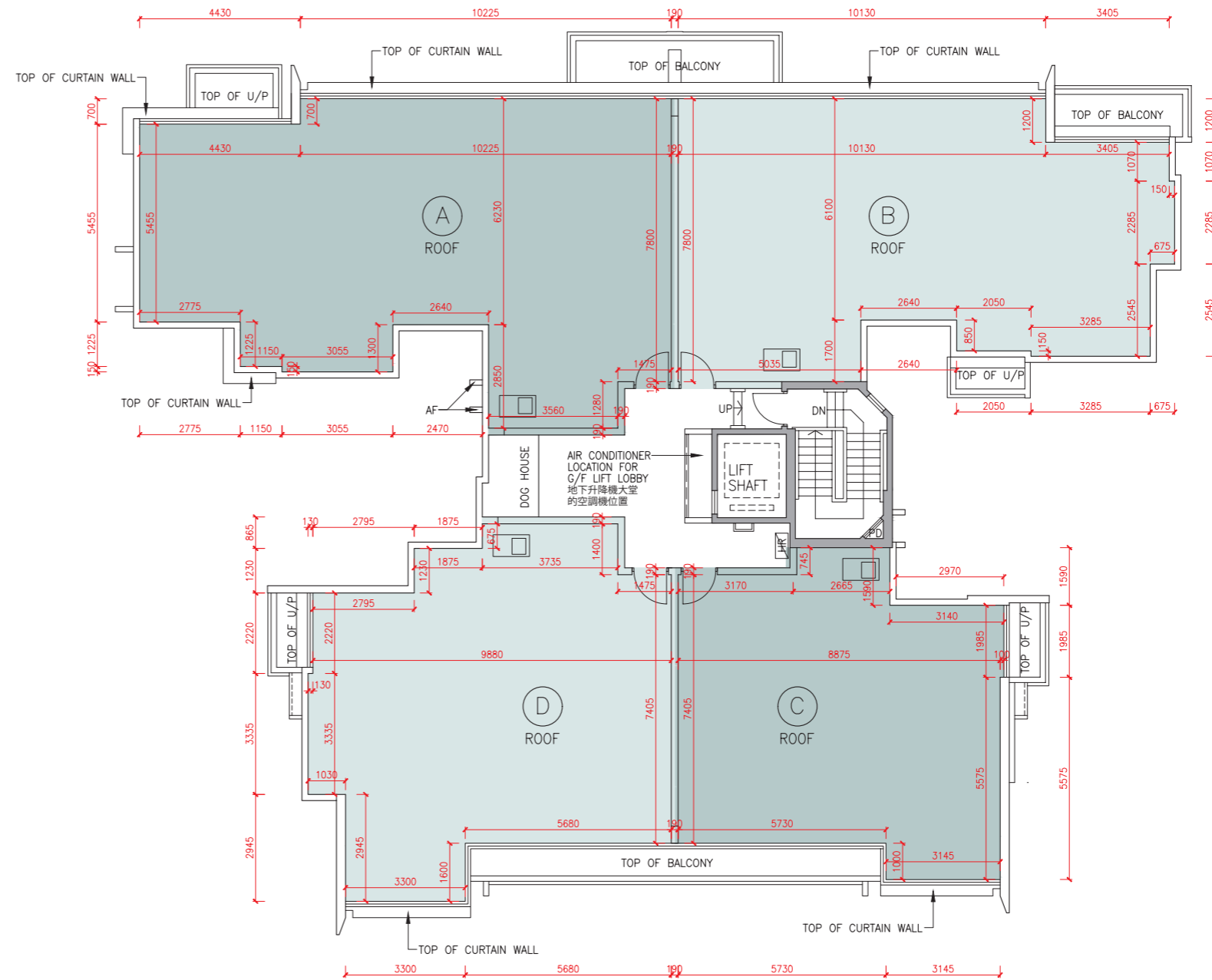
發展項目的住宅物業的樓面平面圖

Tower 17 座 Roof 天台

The internal areas of the residential properties on the upper floors will generally be slightly larger than those on the lower floors because of the reducing thickness of the structural walls on the upper floors.

因住宅物業的較高樓層的結構牆的厚度遞減，較高樓層的內部面積，一般比較低樓層的內部面積稍大。

Remark: The dimensions in the floor plans are all structural dimensions in millimetre.
備註：樓面平面圖之尺規所列數字為以毫米標示之建築結構尺寸。



LEGEND 2 圖例 2

JACUZZI	= 按摩池	RS & MRR	= Refuse Storage & Material Recovery Room 垃圾及物料回收室
KIT	= Kitchen 廚房	SKYLIGHT	= 天窗
LAV	= Lavatory 洗手間	SV	= Smoke Vent 排煙口
LIFT	= 升降機	STO	= Store 儲物房
LIFT LOBBY	= 升降機大堂	SWIMMING POOL	= 游泳池
LIFT SHAFT	= 升降機槽	TOP OF BALCONY	= 下層露台上蓋
LIV	= Living Room 客廳	TOP OF CURTAIN WALL	= 幕牆頂部
LIV / DIN	= Living / Dining Room 客/飯廳	TOP OF U/P	= Top of Utility Platform 下層工作平台上蓋
MAF	= Metal Architectural Feature 金屬建築裝飾	UP	= Up 上
MBR	= Master Bedroom 主人睡房	U/P	= Utility Platform 工作平台
MB	= Master Bathroom 主人浴室	U/P ABOVE	= Utility Platform Above 上層工作平台
OPEN PIPE WELL	= 開放式管道井	VOID	= 中空
OWM	= Openable Window For Maintenance 維修窗口	VOID ABOVE	= 上層中空
PANTRY	= 備餐間	WALK-IN CLOSET	= 衣帽間
PLANTER	= 花槽	WMC	= Water Meter Cabinet 水錶箱
PITCHED ROOF	= 斜天台	WMR	= Water Meter Room 水錶房
PD	= Pipe Duct 管道槽		
PLANTER	= 花槽		
ROOF	= 天台		

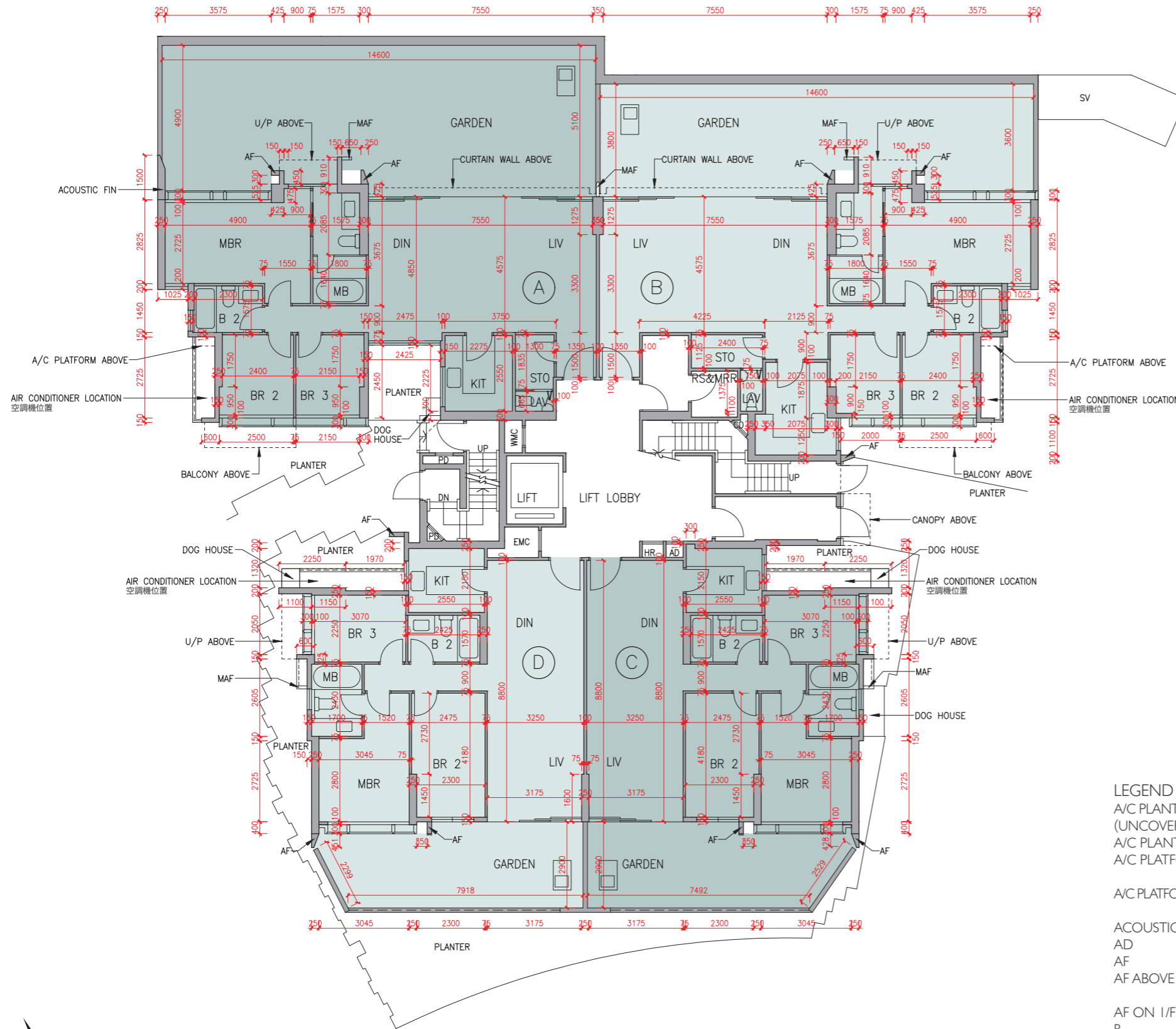


Scale 比例
0M/米 5M/米

Floor plans of residential properties in the development

發展項目的住宅物業的樓面平面圖

Tower 18 座 G/F 地下



Description 描述	Flat 單位			
	A	B	C	D
Floor-to-floor height (refers to the height between the top surface of the structural slab of a floor and the top surface of the structural slab of its immediate upper floor) of each residential property (m) 每個住宅物業的層與層之間的高度(指該樓層之石屎地台面與上一層石屎地台面之高度距離)(米)	2.650	2.650		
	2.700	2.700		
	2.890	2.875	2.650	
	2.950	2.890	2.700	
	3.000	2.950	2.750	
	3.050	3.000	2.790	
	3.150	3.050	3.000	
	3.200	3.100	3.100	
	3.400	3.225	3.350	
	3.450	3.350		
3.500	3.400			
Thickness of the floor slabs (excluding plaster) of each residential property (mm) 每個住宅物業的樓板(不包括灰泥)的厚度(毫米)	G/F 地下		150	175
			175	200

The internal areas of the residential properties on the upper floors will generally be slightly larger than those on the lower floors because of the reducing thickness of the structural walls on the upper floors.
因住宅物業的較高樓層的結構牆的厚度遞減，較高樓層的內部面積，一般比較低樓層的內部面積稍大。

Remark: The dimensions in the floor plans are all structural dimensions in millimetre.
備註：樓面平面圖之尺規所列數字為以毫米標示之建築結構尺寸。

LEGEND I 圖例 1

- | | |
|--|---|
| A/C PLANT ROOM (UNCOVERED) = Air Conditioner Plant Room (uncovered) 空調機房(沒有上蓋) | CD = Cable Duct 電線管道槽 |
| A/C PLANT ROOM = Air Conditioner Plant Room 空調機房 | CFR = Common Flat Roof 公用平台 |
| A/C PLATFORM = Air Conditioner Platform 空調機平台 | CPR = Common Pitched Roof 公用傾斜屋頂 |
| A/C PLATFORM ABOVE = Air Conditioner Platform Above 上層空調機平台 | CONS = Conservatory 溫室 |
| ACOUSTIC FIN = 隔音牆 | CURTAIN WALL ABOVE = 上方之幕牆 |
| AD = Air Duct 通風管道槽 | DN = Down 下 |
| AF = Architectural Feature 建築裝飾 | DIN = Dining Room 飯廳 |
| AF ABOVE = Architectural Feature Above 上層建築裝飾 | DOG HOUSE = Mechanical & Electrical Services Duct Connecting to the Floor Below 連接下層的機電設施管道 |
| AF ON I/F = 建築裝飾於1樓 | DPMR = Drainage Pipe Maintenance Room 排水管維修房 |
| B = Bathroom 浴室 | ELV = Extra Low Voltage Duct 低電壓管道 |
| BAL = Balcony 露台 | EMR = Electricity Meter Room 電錶房 |
| BALCONY ABOVE = Balcony above 上層露台 | ENTRANCE HALL = 入口大堂 |
| BR = Bedroom 睡房 | FAMILY ROOM = 家庭廳 |
| BUILDING LINE ABOVE = 上方之建築邊線 | FLAT ROOF = 平台 |
| CANOPY = 簷篷 | GARDEN = 花園 |
| CANOPY ABOVE = 上層簷篷 | HR = Hose Reel 消防喉轆 |



Scale 比例
0M/米 5M/米

發展項目的住宅物業的樓面平面圖

Tower 18 座 1/F 1樓

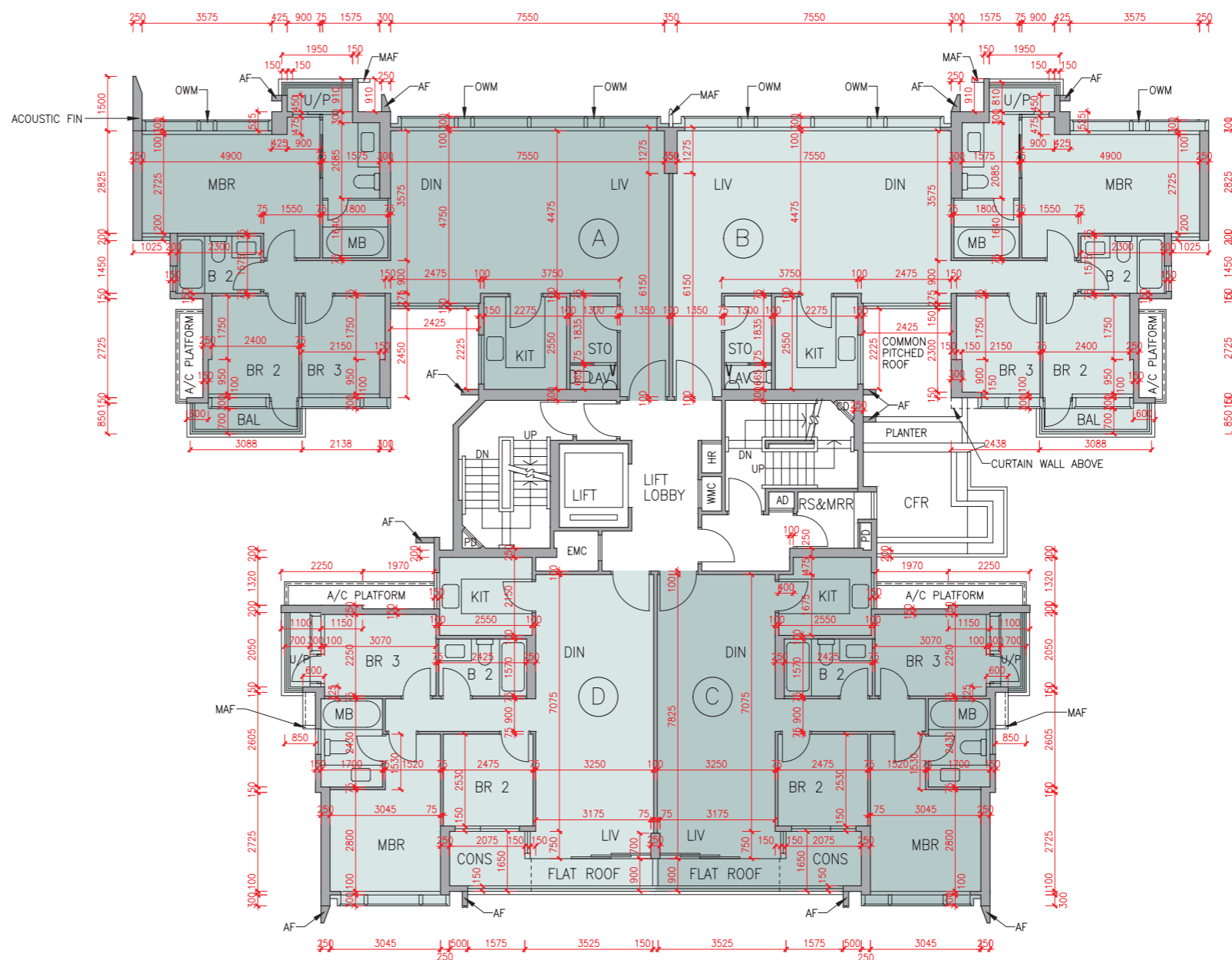
Description 描述	Flat 單位			
	A	B	C	D
Floor-to-floor height (refers to the height between the top surface of the structural slab of a floor and the top surface of the structural slab of its immediate upper floor) of each residential property (m) 每個住宅物業的層與層之間的高度(指該樓層之石屎地台面與上一層石屎地台面之高度距離)(米)	2.950	3.000	3.000	3.050
Thickness of the floor slabs (excluding plaster) of each residential property (mm) 每個住宅物業的樓板(不包括灰泥)的厚度(毫米)	150	175	175	200

The internal areas of the residential properties on the upper floors will generally be slightly larger than those on the lower floors because of the reducing thickness of the structural walls on the upper floors.

因住宅物業的較高樓層的結構牆的厚度遞減，較高樓層的內部面積，一般比較低樓層的內部面積稍大。

- Remarks: 1. The dimensions in the floor plans are all structural dimensions in millimetre.
2. The conservatory, if any, forms part of a residential property, is not common part of the Development. Where applicable, the saleable area of the relevant residential properties specified in the section "Area of Residential Properties in the Development" already includes the floor areas of such conservatory. The Authorised Person for the Development has certified that (a) there is no restriction on the usage of such conservatory which will affect owner's enjoyment of the relevant residential property and (b) such conservatory is made for the exclusive use of the owner of the relevant residential property.

- 備註：1. 樓面平面圖之尺規所列數字為以毫米標示之建築結構尺寸。
2. 溫室(如有)屬住宅物業一部分，並非發展項目之公用部分。如適用，在「發展項目中的住宅物業的面積」部份內所列出的有關住宅物業之實用面積包括該溫室之樓面面積。發展項目的認可人士已證明溫室(a)在使用上沒有限制亦不會對相關住宅物業業主享用該住宅物業造成影響及(b)是專供相關住宅物業業主使用而設。



LEGEND 2 圖例 2

JACUZZI = 按摩池	RS & MRR = Refuse Storage & Material Recovery Room 垃圾及物料回收室
KIT = Kitchen 廚房	SKYLIGHT = 天窗
LAV = Lavatory 洗手間	SV = Smoke Vent 排煙口
LIFT = 升降機	STO = Store 儲物房
LIFT LOBBY = 升降機大堂	SWIMMING POOL = 游泳池
LIFT SHAFT = 升降機槽	TOP OF BALCONY = 下層露台上蓋
LIV = Living Room 客廳	TOP OF CURTAIN WALL = 幕牆頂部
LIV / DIN = Living / Dining Room 客/飯廳	TOP OF U/P = Top of Utility Platform 下層工作平台上蓋
MAF = Metal Architectural Feature 金屬建築裝飾	UP = 上
MBR = Master Bedroom 主人睡房	U/P = Utility Platform 工作平台
MB = Master Bathroom 主人浴室	U/P ABOVE = Utility Platform Above 上層工作平台
OPEN PIPE WELL = 開放式管道井	VOID = 中空
OWM = Openable Window For Maintenance 維修窗口	VOID ABOVE = 上層中空
PANTRY = 備餐間	WALK-IN CLOSET = 衣帽間
PLANTER = 花槽	WMC = Water Meter Cabinet 水錶箱
PITCHED ROOF = 斜天台	WMR = Water Meter Room 水錶房
PD = Pipe Duct 管道槽	
PLANTER = 花槽	
ROOF = 天台	

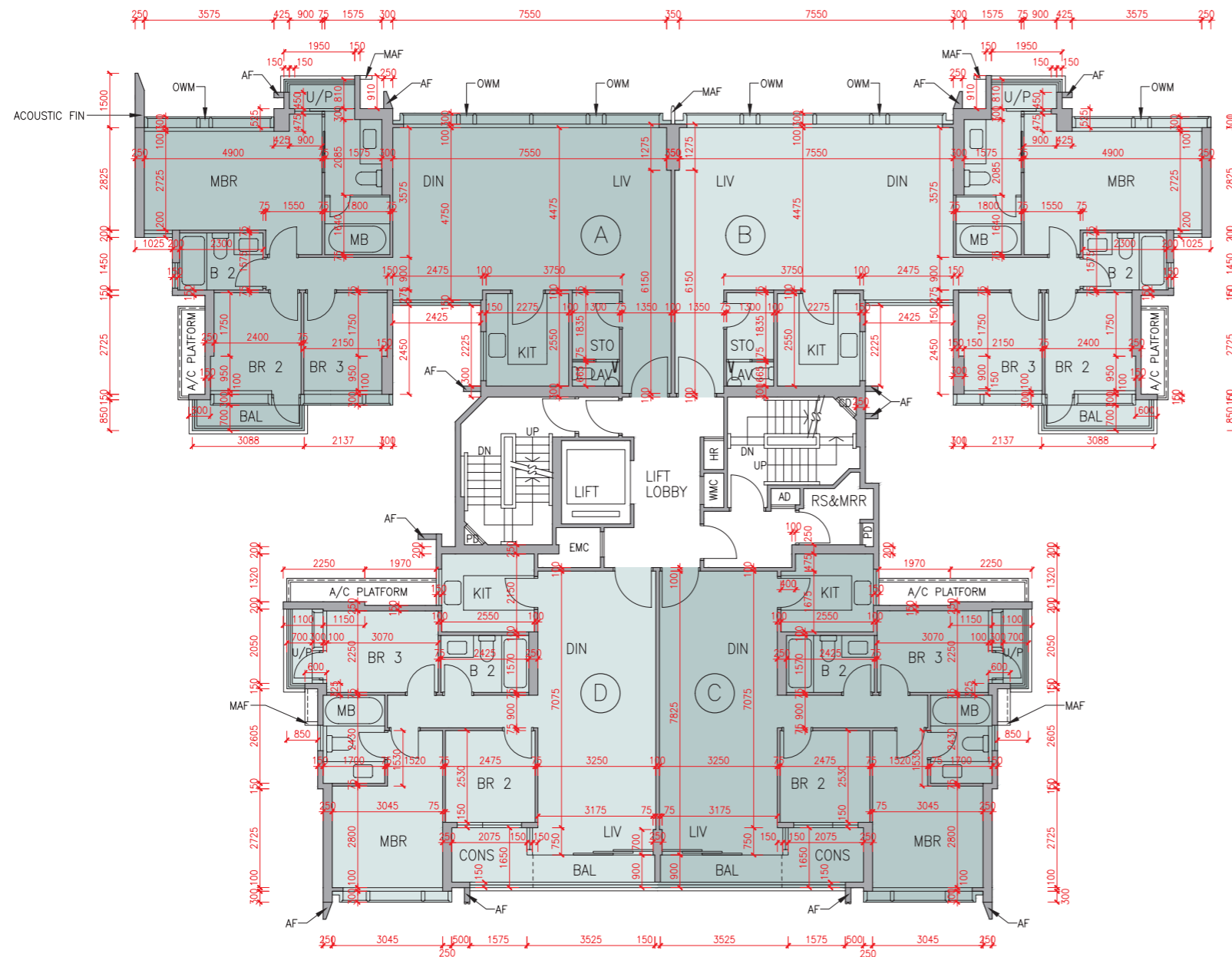


Scale 比例
0M/米 5M/米

Floor plans of residential properties in the development

發展項目的住宅物業的樓面平面圖

Tower 18 座 2/F - 5/F (4/F is omitted) 2樓-5樓(不設4樓)



Description 描述	Flat 單位			
	A	B	C	D
Floor-to-floor height (refers to the height between the top surface of the structural slab of a floor and the top surface of the structural slab of its immediate upper floor) of each residential property (m) 每個住宅物業的層與層之間的高度(指該樓層之石屎地台面與上一層石屎地台面之高度距離)(米)	2/F-5/F 2樓-5樓 3.000			
Thickness of the floor slabs (excluding plaster) of each residential property (mm) 每個住宅物業的樓板(不包括灰泥)的厚度(毫米)	2/F-5/F 2樓-5樓 150 175	150 175 200		

The internal areas of the residential properties on the upper floors will generally be slightly larger than those on the lower floors because of the reducing thickness of the structural walls on the upper floors.

因住宅物業的較高樓層的結構牆的厚度遞減，較高樓層的內部面積，一般比較低樓層的內部面積稍大。

Remarks: 1. The dimensions in the floor plans are all structural dimensions in millimetre.
2. The conservatory, if any, forms part of a residential property, is not common part of the Development. Where applicable, the saleable area of the relevant residential properties specified in the section "Area of Residential Properties in the Development" already includes the floor areas of such conservatory. The Authorised Person for the Development has certified that (a) there is no restriction on the usage of such conservatory which will affect owner's enjoyment of the relevant residential property and (b) such conservatory is made for the exclusive use of the owner of the relevant residential property.

備註: 1. 樓面平面圖之尺規所列數字為以毫米標示之建築結構尺寸。
2. 溫室(如有)屬住宅物業一部分，並非發展項目之公用部分。如適用，在「發展項目中的住宅物業的面積」部份內所列出的有關住宅物業之實用面積包括該溫室之樓面面積。發展項目的認可人士已證明溫室(a)在使用上沒有限制亦不會對相關住宅物業業主享用該住宅物業造成影響及(b)是專供相關住宅物業業主使用而設。

LEGEND I 圖例 1

A/C PLANT ROOM (UNCOVERED) = Air Conditioner Plant Room (uncovered) 空調機房(沒有上蓋)	CD = Cable Duct 電線管道槽
A/C PLANT ROOM = Air Conditioner Plant Room 空調機房	CFR = Common Flat Roof 公用平台
A/C PLATFORM = Air Conditioner Platform 空調機平台	CPR = Common Pitched Roof 公用傾斜屋頂
A/C PLATFORM ABOVE = Air Conditioner Platform Above 上層空調機平台	CONS = Conservatory 溫室
ACOUSTIC FIN = 隔音牆	CURTAIN WALL ABOVE = 上方之幕牆
AD = Air Duct 通風管道槽	DN = Down 下
AF = Architectural Feature 建築裝飾	DIN = Dining Room 飯廳
AF ABOVE = Architectural Feature Above 上層建築裝飾	DOG HOUSE = Mechanical & Electrical Services Duct Connecting to the Floor Below 連接下層的機電設施管道
AF ON I/F = 建築裝飾於1樓	DPMR = Drainage Pipe Maintenance Room 排水管維修房
B = Bathroom 浴室	ELV = Extra Low Voltage Duct 低電壓管道
BAL = Balcony 露台	EMR = Electricity Meter Room 電錶房
BALCONY ABOVE = Balcony above 上層露台	ENTRANCE HALL = 入口大堂
BR = Bedroom 睡房	FAMILY ROOM = 家庭廳
BUILDING LINE ABOVE = 上方之建築邊線	FLAT ROOF = 平台
CANOPY = 簷篷	GARDEN = 花園
CANOPY ABOVE = 上層簷篷	HR = Hose Reel 消防喉轆



Scale 比例
0M/米 5M/米

Floor plans of residential properties in the development

發展項目的住宅物業的樓面平面圖

Tower 18 座 6/F 6樓

Description 描述	Flat 單位			
	A	B	C	D
Floor-to-floor height (refers to the height between the top surface of the structural slab of a floor and the top surface of the structural slab of its immediate upper floor) of each residential property (m) 每個住宅物業的層與層之間的高度(指該樓層之石屎地台面與上一層石屎地台面之高度距離)(米)	6/F 6樓	3.000 3.050 3.350	3.000 3.210 3.250 3.350	
Thickness of the floor slabs (excluding plaster) of each residential property (mm) 每個住宅物業的樓板(不包括灰泥)的厚度(毫米)	6/F 6樓	150 175	150 175 200	

The internal areas of the residential properties on the upper floors will generally be slightly larger than those on the lower floors because of the reducing thickness of the structural walls on the upper floors.

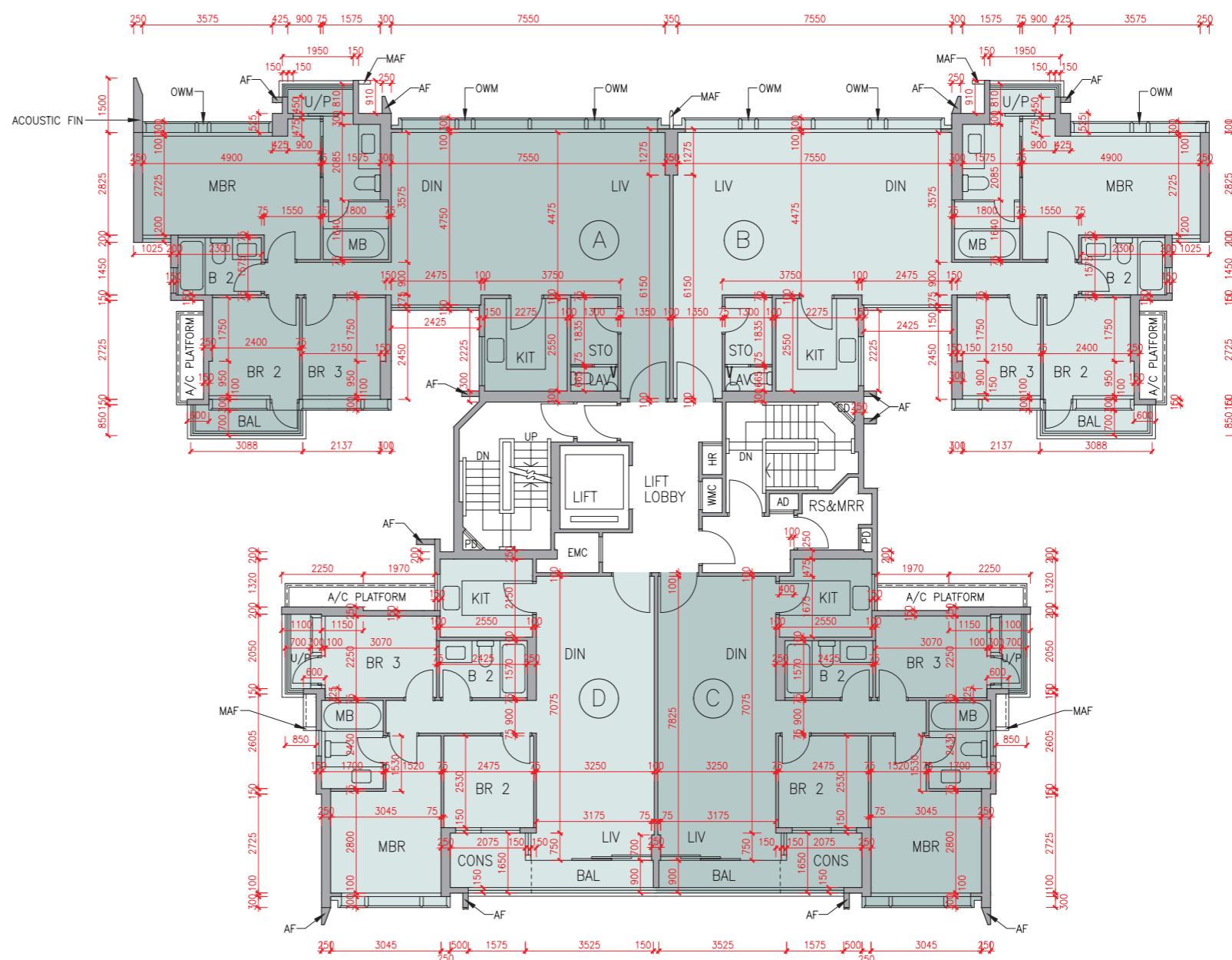
因住宅物業的較高樓層的結構牆的厚度遞減，較高樓層的內部面積，一般比較低樓層的內部面積稍大。

- Remarks: 1. The dimensions in the floor plans are all structural dimensions in millimetre.
2. The conservatory, if any, forms part of a residential property, is not common part of the Development. Where applicable, the saleable area of the relevant residential properties specified in the section "Area of Residential Properties in the Development" already includes the floor areas of such conservatory. The Authorised Person for the Development has certified that (a) there is no restriction on the usage of such conservatory which will affect owner's enjoyment of the relevant residential property and (b) such conservatory is made for the exclusive use of the owner of the relevant residential property.

- 備註：1. 樓面平面圖之尺規所列數字為以毫米標示之建築結構尺寸。
2. 溫室(如有)屬住宅物業一部分，並非發展項目之公用部分。如適用，在「發展項目中的住宅物業的面積」部份內所列出的有關住宅物業之實用面積包括該溫室之樓面面積。發展項目的認可人士已證明溫室(a)在使用上沒有限制亦不會對相關住宅物業業主享用該住宅物業造成影響及(b)是專供相關住宅物業業主使用而設。

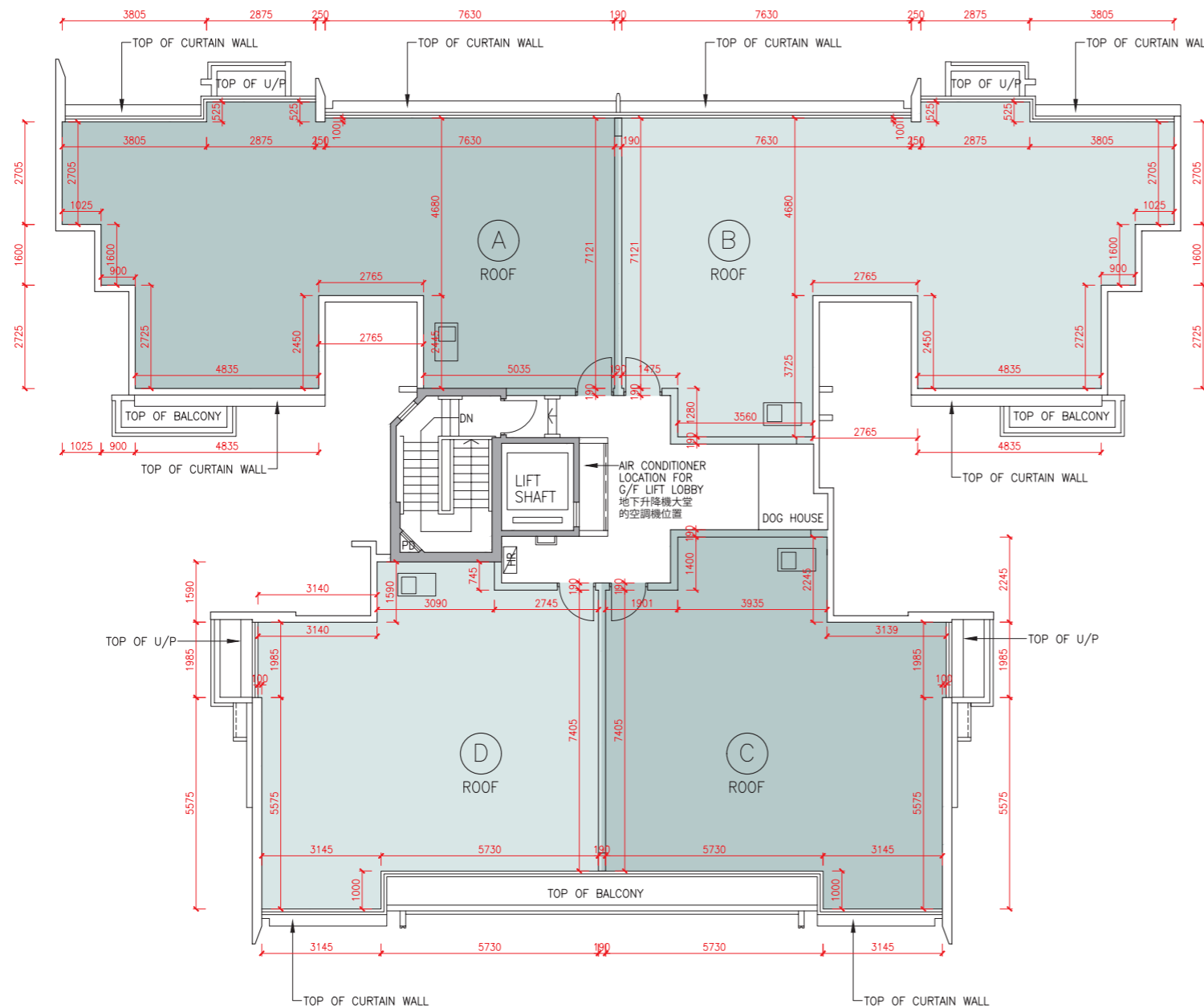
LEGEND 2 圖例 2

JACUZZI = 按摩池	RS & MRR = Refuse Storage & Material Recovery Room 垃圾及物料回收室
KIT = Kitchen 廚房	SKYLIGHT = 天窗
LAV = Lavatory 洗手間	SV = Smoke Vent 排煙口
LIFT = 升降機	STO = Store 儲物房
LIFT LOBBY = 升降機大堂	SWIMMING POOL = 游泳池
LIFT SHAFT = 升降機槽	TOP OF BALCONY = 下層露台上蓋
LIV = Living Room 客廳	TOP OF CURTAIN WALL = 幕牆頂部
LIV / DIN = Living / Dining Room 客/飯廳	TOP OF U/P = Top of Utility Platform 下層工作平台上蓋
MAF = Metal Architectural Feature 金屬建築裝飾	UP = Up 上
MBR = Master Bedroom 主人睡房	U/P = Utility Platform 工作平台
MB = Master Bathroom 主人浴室	U/P ABOVE = Utility Platform Above 上層工作平台
OPEN PIPE WELL = 開放式管道井	VOID = 中空
OWM = Openable Window For Maintenance 維修窗口	VOID ABOVE = 上層中空
PANTRY = 備餐間	WALK-IN CLOSET = 衣帽間
PLANTER = 花槽	WMC = Water Meter Cabinet 水錶箱
PITCHED ROOF = 斜天台	WMR = Water Meter Room 水錶房
PD = Pipe Duct 管道槽	
PLANTER = 花槽	
ROOF = 天台	



Scale 比例
0M/米 5M/米

Tower 18 座 Roof 天台



The internal areas of the residential properties on the upper floors will generally be slightly larger than those on the lower floors because of the reducing thickness of the structural walls on the upper floors.
因住宅物業的較高樓層的結構牆的厚度遞減，較高樓層的內部面積，一般比較低樓層的內部面積稍大。

Remark: The dimensions in the floor plans are all structural dimensions in millimetre.
備註：樓面平面圖之尺規所列數字為以毫米標示之建築結構尺寸。

LEGEND | 圖例 1

A/C PLANT ROOM (UNCOVERED)	= Air Conditioner Plant Room (uncovered) 空調機房(沒有上蓋)	CD	= Cable Duct 電線管道槽
A/C PLANT ROOM	= Air Conditioner Plant Room 空調機房	CFR	= Common Flat Roof 公用平台
A/C PLATFORM	= Air Conditioner Platform 空調機平台	CPR	= Common Pitched Roof 公用傾斜屋頂
A/C PLATFORM ABOVE	= Air Conditioner Platform Above 上層空調機平台	CONS	= Conservatory 溫室
ACOUSTIC FIN	= 隔音牆	CURTAINWALL ABOVE	= 上方之幕牆
AD	= Air Duct 通風管道槽	DN	= Down 下
AF	= Architectural Feature 建築裝飾	DIN	= Dining Room 飯廳
AF ABOVE	= Architectural Feature Above 上層建築裝飾	DOG HOUSE	= Mechanical & Electrical Services Duct Connecting to the Floor Below 連接下層的機電設施管道
AF ON I/F	= 建築裝飾於1樓	DPMR	= Drainage Pipe Maintenance Room 排水管維修房
B	= Bathroom 浴室	ELV	= Extra Low Voltage Duct 低電壓管道
BAL	= Balcony 露台	EMR	= Electricity Meter Room 電錶房
BALCONY ABOVE	= Balcony above 上層露台	ENTRANCE HALL	= 入口大堂
BR	= Bedroom 睡房	FAMILY ROOM	= 家庭廳
BUILDING LINE ABOVE	= 上方之建築邊線	FLAT ROOF	= 平台
CANOPY	= 簷篷	GARDEN	= 花園
CANOPY ABOVE	= 上層簷篷	HR	= Hose Reel 消防喉轆



Scale 比例
0M/米 5M/米

Floor plans of residential properties in the development

發展項目的住宅物業的樓面平面圖

Tower 19 座 G/F 地下

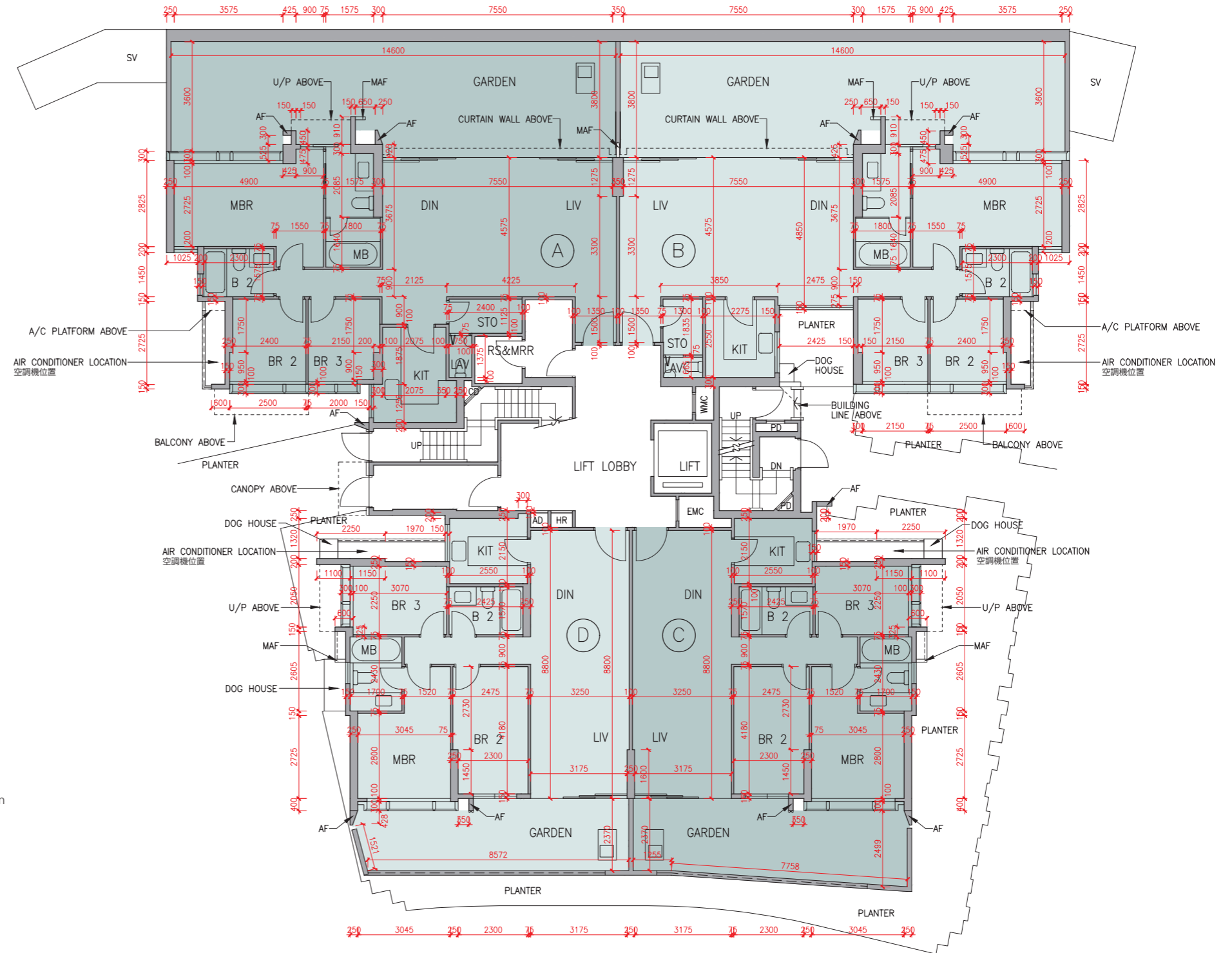
Description 描述	Flat 單位			
	A	B	C	D
Floor-to-floor height (refers to the height between the top surface of the structural slab of a floor and the top surface of the structural slab of its immediate upper floor) of each residential property (m) 每個住宅物業的層與層之間的高度(指該樓層之石屎地台面與上一層石屎地台面之高度距離)(米)	2.650	2.650		
	2.700	2.700	2.650	
	2.875	2.890	2.700	
	2.890	2.950	2.750	
	2.950	3.000	2.790	
	3.000	3.050	3.000	
	3.050	3.100	3.150	
	3.100	3.250	3.350	
	3.225	3.350	3.400	
	3.350	3.400		
Thickness of the floor slabs (excluding plaster) of each residential property (mm) 每個住宅物業的樓板(不包括灰泥)的厚度(毫米)			150	150
		175	175	200

The internal areas of the residential properties on the upper floors will generally be slightly larger than those on the lower floors because of the reducing thickness of the structural walls on the upper floors.

因住宅物業的較高樓層的結構牆的厚度遞減，較高樓層的內部面積，一般比較低樓層的內部面積稍大。

Remark: The dimensions in the floor plans are all structural dimensions in millimetre.

備註：樓面平面圖之尺規所列數字為以毫米標示之建築結構尺寸。



LEGEND 2 圖例 2

JACUZZI = 按摩池	RS & MRR = Refuse Storage & Material Recovery Room 垃圾及物料回收室
KIT = Kitchen 廚房	SKYLIGHT = 天窗
LAV = Lavatory 洗手間	SV = Smoke Vent 排煙口
LIFT = 升降機	STO = Store 儲物房
LIFT LOBBY = 升降機大堂	SWIMMING POOL = 游泳池
LIFT SHAFT = 升降機槽	TOP OF BALCONY = 下層露台上蓋
LIV = Living Room 客廳	TOP OF CURTAIN WALL = 幕牆頂部
LIV / DIN = Living / Dining Room 客/飯廳	TOP OF U/P = Top of Utility Platform 下層工作平台上蓋
MAF = Metal Architectural Feature 金屬建築裝飾	UP = Up 上
MBR = Master Bedroom 主人睡房	U/P = Utility Platform 工作平台
MB = Master Bathroom 主人浴室	U/P ABOVE = Utility Platform Above 上層工作平台
OPEN PIPE WELL = 開放式管道井	VOID = 中空
OWM = Openable Window For Maintenance 維修窗口	VOID ABOVE = 上層中空
PANTRY = 備餐間	WALK-IN CLOSET = 衣帽間
PLANTER = 花槽	WMC = Water Meter Cabinet 水錶箱
PITCHED ROOF = 斜天台	WMR = Water Meter Room 水錶房
PD = Pipe Duct 管道槽	
PLANTER = 花槽	
ROOF = 天台	

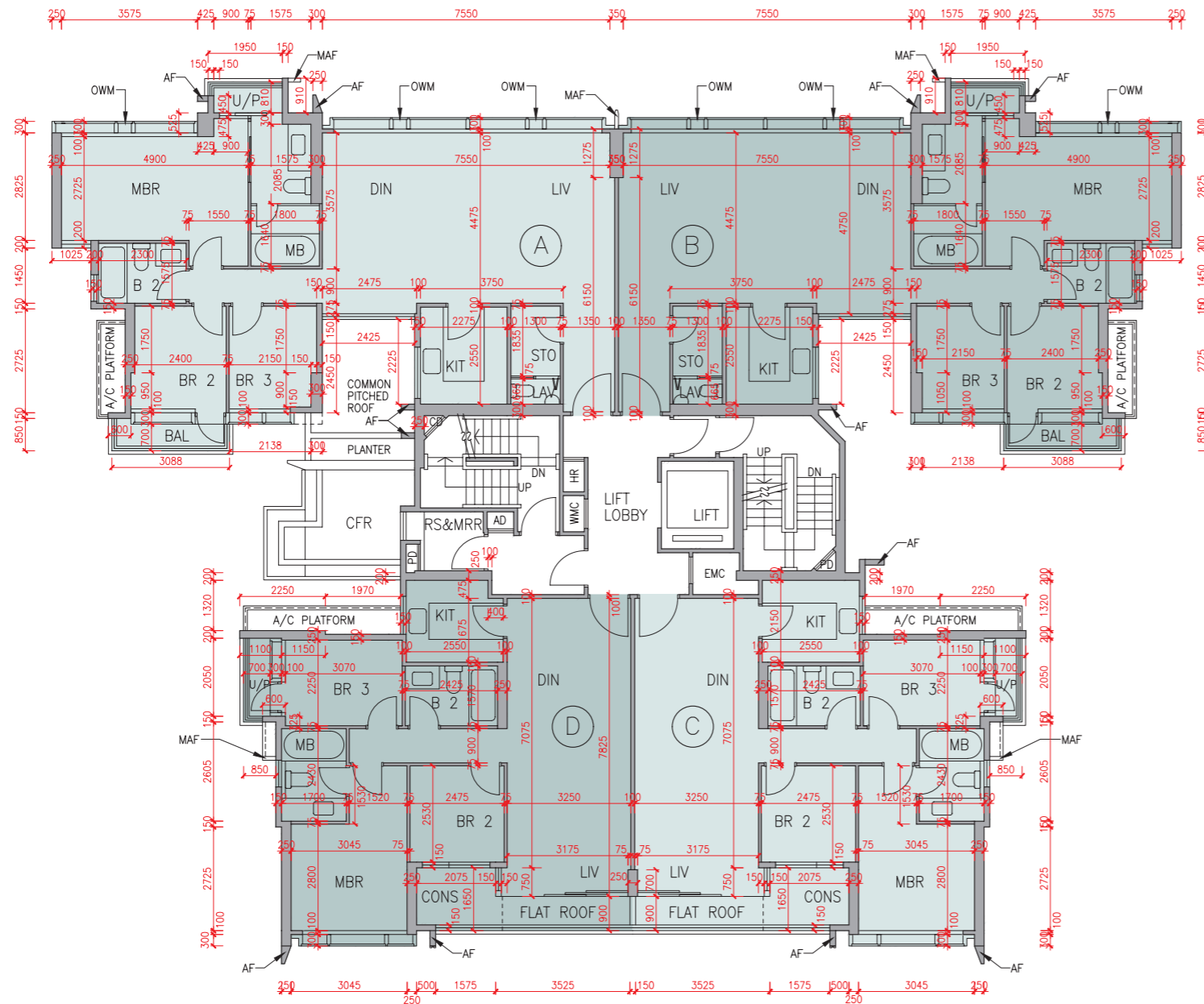


Scale 比例
0M/米 5M/米

Floor plans of residential properties in the development

發展項目的住宅物業的樓面平面圖

Tower 19 座 1/F 1樓



Description 描述	Flat 單位			
	A	B	C	D
Floor-to-floor height (refers to the height between the top surface of the structural slab of a floor and the top surface of the structural slab of its immediate upper floor) of each residential property (m) 每個住宅物業的層與層之間的高度(指該樓層之石屎地台面與上一層石屎地台面之高度距離)(米)	I/F 1樓	2.950 3.000 3.050	3.000 3.050	
Thickness of the floor slabs (excluding plaster) of each residential property (mm) 每個住宅物業的樓板(不包括灰泥)的厚度(毫米)	I/F 1樓	150 175	150 175 200	

The internal areas of the residential properties on the upper floors will generally be slightly larger than those on the lower floors because of the reducing thickness of the structural walls on the upper floors.

因住宅物業的較高樓層的結構牆的厚度遞減，較高樓層的內部面積，一般比較低樓層的內部面積稍大。

Remarks: 1. The dimensions in the floor plans are all structural dimensions in millimetre.
2. The conservatory, if any, forms part of a residential property, is not common part of the Development. Where applicable, the saleable area of the relevant residential properties specified in the section "Area of Residential Properties in the Development" already includes the floor areas of such conservatory. The Authorised Person for the Development has certified that (a) there is no restriction on the usage of such conservatory which will affect owner's enjoyment of the relevant residential property and (b) such conservatory is made for the exclusive use of the owner of the relevant residential property.

備註：1. 樓面平面圖之尺規所列數字為以毫米標示之建築結構尺寸。
2. 溫室(如有)屬住宅物業一部分，並非發展項目之公用部分。如適用，在「發展項目中的住宅物業的面積」部份內所列出的有關住宅物業之實用面積包括該溫室之樓面面積。發展項目的認可人士已證明溫室(a)在使用上沒有限制亦不會對相關住宅物業業主享用該住宅物業造成影響及(b)是專供相關住宅物業業主使用而設。

LEGEND I 圖例 1

A/C PLANT ROOM (UNCOVERED) = Air Conditioner Plant Room (uncovered) 空調機房(沒有上蓋)	CD = Cable Duct 電線管道槽
A/C PLANT ROOM = Air Conditioner Plant Room 空調機房	CFR = Common Flat Roof 公用平台
A/C PLATFORM = Air Conditioner Platform 空調機平台	CPR = Common Pitched Roof 公用傾斜屋頂
A/C PLATFORM ABOVE = Air Conditioner Platform Above 上層空調機平台	CONS = Conservatory 溫室
ACOUSTIC FIN = 隔音牆	CURTAIN WALL ABOVE = 上方之幕牆
AD = Air Duct 通風管道槽	DN = Down 下
AF = Architectural Feature 建築裝飾	DIN = Dining Room 飯廳
AF ABOVE = Architectural Feature Above 上層建築裝飾	DOG HOUSE = Mechanical & Electrical Services Duct Connecting to the Floor Below 連接下層的機電設施管道
AF ON I/F = 建築裝飾於1樓	DPMR = Drainage Pipe Maintenance Room 排水管維修房
B = Bathroom 浴室	ELV = Extra Low Voltage Duct 低電壓管道
BAL = Balcony 露台	EMR = Electricity Meter Room 電錶房
BALCONY ABOVE = Balcony above 上層露台	ENTRANCE HALL = 入口大堂
BR = Bedroom 睡房	FAMILY ROOM = 家庭廳
BUILDING LINE ABOVE = 上方之建築邊線	FLAT ROOF = 平台
CANOPY = 簷篷	GARDEN = 花園
CANOPY ABOVE = 上層簷篷	HR = Hose Reel 消防喉轆



Scale 比例
0M/米 5M/米

Floor plans of residential properties in the development

發展項目的住宅物業的樓面平面圖

Tower 19 座 2/F - 5/F (4/F is omitted) 2樓-5樓(不設4樓)

Description 描述	Flat 單位			
	A	B	C	D
Floor-to-floor height (refers to the height between the top surface of the structural slab of a floor and the top surface of the structural slab of its immediate upper floor) of each residential property (m) 每個住宅物業的層與層之間的高度(指該樓層之石屎地台面與上一層石屎地台面之高度距離)(米)	3.000			
Thickness of the floor slabs (excluding plaster) of each residential property (mm) 每個住宅物業的樓板(不包括灰泥)的厚度(毫米)	150	175	175	200

The internal areas of the residential properties on the upper floors will generally be slightly larger than those on the lower floors because of the reducing thickness of the structural walls on the upper floors.

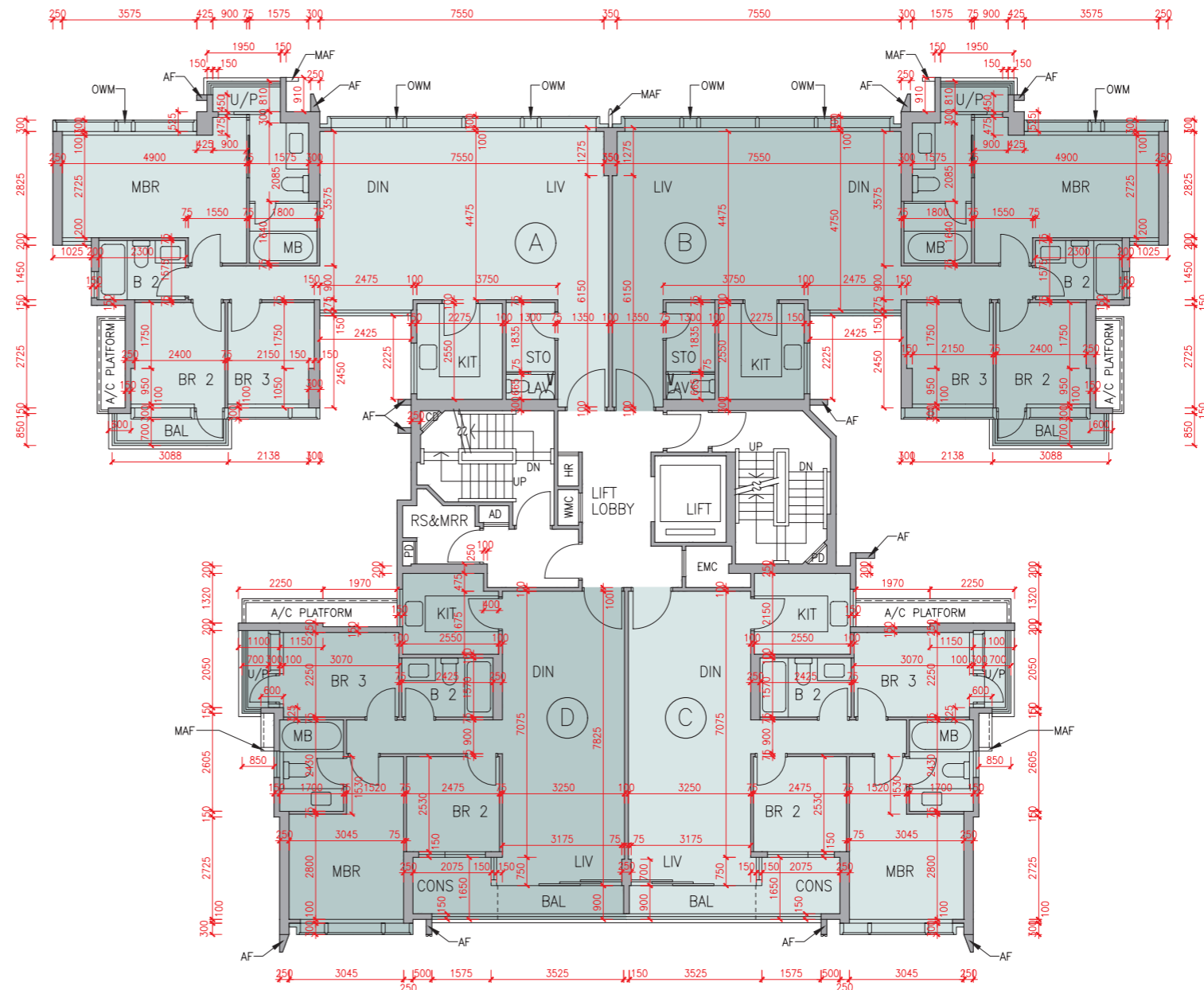
因住宅物業的較高樓層的結構牆的厚度遞減，較高樓層的內部面積，一般比較低樓層的內部面積稍大。

- Remarks: 1. The dimensions in the floor plans are all structural dimensions in millimetre.
2. The conservatory, if any, forms part of a residential property, is not common part of the Development. Where applicable, the saleable area of the relevant residential properties specified in the section "Area of Residential Properties in the Development" already includes the floor areas of such conservatory. The Authorised Person for the Development has certified that (a) there is no restriction on the usage of such conservatory which will affect owner's enjoyment of the relevant residential property and (b) such conservatory is made for the exclusive use of the owner of the relevant residential property.

- 備註：1. 樓面平面圖之尺規所列數字為以毫米標示之建築結構尺寸。
2. 溫室(如有)屬住宅物業一部分，並非發展項目之公用部分。如適用，在「發展項目中的住宅物業的面積」部份內所列出的有關住宅物業之實用面積包括該溫室之樓面面積。發展項目的認可人士已證明溫室(a)在使用上沒有限制亦不會對相關住宅物業業主享用該住宅物業造成影響及(b)是專供相關住宅物業業主使用而設。

LEGEND 2 圖例 2

JACUZZI = 按摩池	RS & MRR = Refuse Storage & Material Recovery Room 垃圾及物料回收室
KIT = Kitchen 廚房	SKYLIGHT = 天窗
LAV = Lavatory 洗手間	SV = Smoke Vent 排煙口
LIFT = 升降機	STO = Store 儲物房
LIFT LOBBY = 升降機大堂	SWIMMING POOL = 游泳池
LIFT SHAFT = 升降機槽	TOP OF BALCONY = 下層露台上蓋
LIV = Living Room 客廳	TOP OF CURTAIN WALL = 幕牆頂部
LIV / DIN = Living / Dining Room 客/飯廳	TOP OF U/P = Top of Utility Platform 下層工作平台上蓋
MAF = Metal Architectural Feature 金屬建築裝飾	UP = Up 上
MBR = Master Bedroom 主人睡房	U/P = Utility Platform 工作平台
MB = Master Bathroom 主人浴室	U/P ABOVE = Utility Platform Above 上層工作平台
OPEN PIPE WELL = 開放式管道井	VOID = 中空
OWM = Openable Window For Maintenance 維修窗口	VOID ABOVE = 上層中空
PANTRY = 備餐間	WALK-IN CLOSET = 衣帽間
PLANTER = 花槽	WMC = Water Meter Cabinet 水錶箱
PITCHED ROOF = 斜天台	WMR = Water Meter Room 水錶房
PD = Pipe Duct 管道槽	
PLANTER = 花槽	
ROOF = 天台	



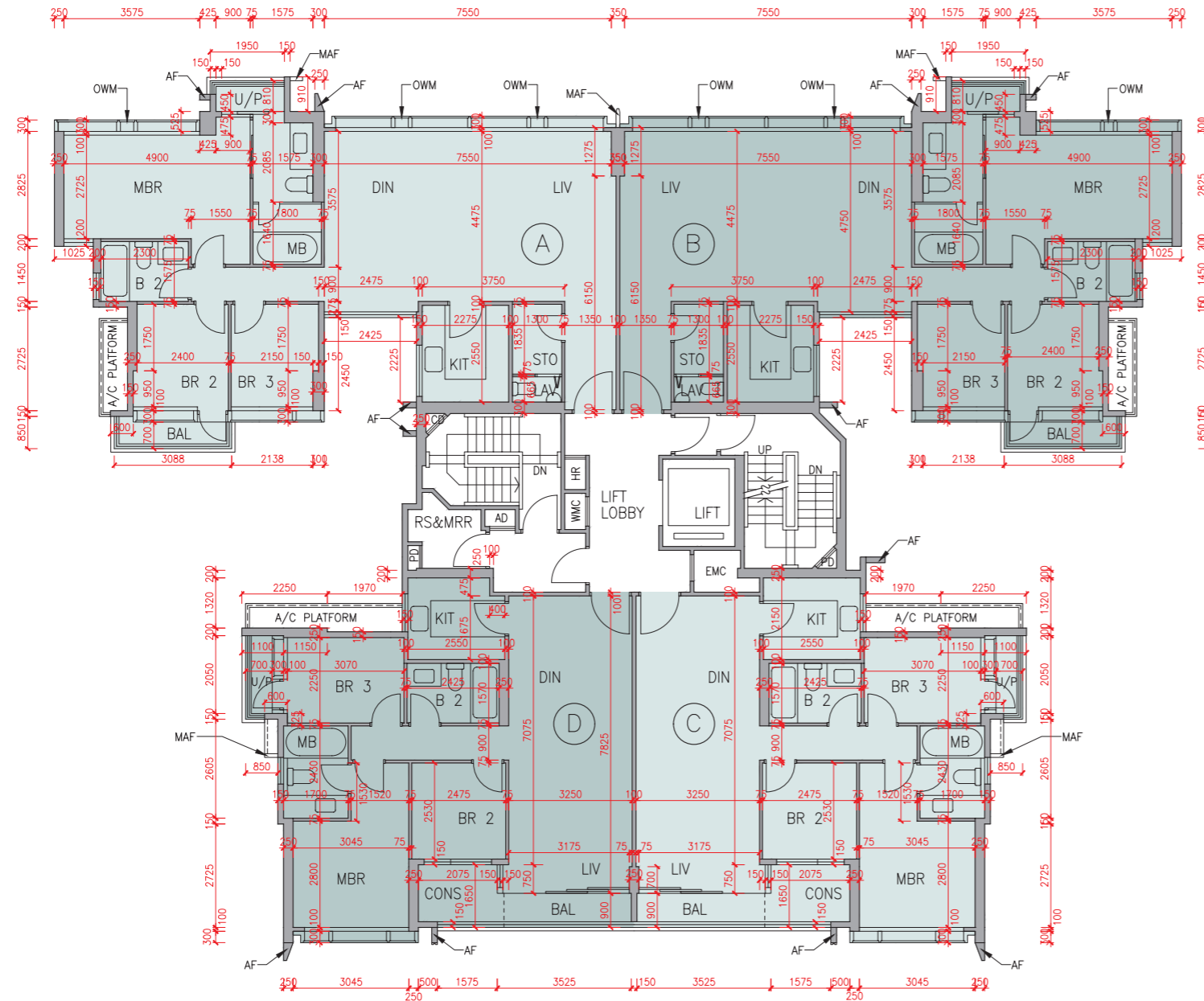
Scale 比例

0M/米 5M/米

Floor plans of residential properties in the development

發展項目的住宅物業的樓面平面圖

Tower 19 座 6/F 6樓



Description 描述	Flat 單位			
	A	B	C	D
Floor-to-floor height (refers to the height between the top surface of the structural slab of a floor and the top surface of the structural slab of its immediate upper floor) of each residential property (m) 每個住宅物業的層與層之間的高度(指該樓層之石屎地台面與上一層石屎地台面之高度距離)(米)	6/F 6樓	3.000 3.050 3.350		3.000 3.210 3.250 3.350
Thickness of the floor slabs (excluding plaster) of each residential property (mm) 每個住宅物業的樓板(不包括灰泥)的厚度(毫米)	6/F 6樓	150 175		150 175 200

The internal areas of the residential properties on the upper floors will generally be slightly larger than those on the lower floors because of the reducing thickness of the structural walls on the upper floors.

因住宅物業的較高樓層的結構牆的厚度遞減，較高樓層的內部面積，一般比較低樓層的內部面積稍大。

Remarks : 1. The dimensions in the floor plans are all structural dimensions in millimetre.
2. The conservatory, if any, forms part of a residential property, is not common part of the Development. Where applicable, the saleable area of the relevant residential properties specified in the section "Area of Residential Properties in the Development" already includes the floor areas of such conservatory. The Authorised Person for the Development has certified that (a) there is no restriction on the usage of such conservatory which will affect owner's enjoyment of the relevant residential property and (b) such conservatory is made for the exclusive use of the owner of the relevant residential property.

備註：1. 樓面平面圖之尺規所列數字為以毫米標示之建築結構尺寸。
2. 溫室(如有)屬住宅物業一部分，並非發展項目之公用部分。如適用，在「發展項目中的住宅物業的面積」部份內所列出的有關住宅物業之實用面積包括該溫室之樓面面積。發展項目的認可人士已證明溫室(a)在使用上沒有限制亦不會對相關住宅物業業主享用該住宅物業造成影響及(b)是專供相關住宅物業業主使用而設。

LEGEND I 圖例 1

A/C PLANT ROOM (UNCOVERED) = Air Conditioner Plant Room (uncovered) 空調機房(沒有上蓋)	CD = Cable Duct 電線管道槽
A/C PLANT ROOM = Air Conditioner Plant Room 空調機房	CFR = Common Flat Roof 公用平台
A/C PLATFORM = Air Conditioner Platform 空調機平台	CPR = Common Pitched Roof 公用傾斜屋頂
A/C PLATFORM ABOVE = Air Conditioner Platform Above 上層空調機平台	CONS = Conservatory 溫室
ACOUSTIC FIN = 隔音牆	CURTAIN WALL ABOVE = 上方之幕牆
AD = Air Duct 通風管道槽	DN = Down 下
AF = Architectural Feature 建築裝飾	DIN = Dining Room 飯廳
AF ABOVE = Architectural Feature Above 上層建築裝飾	DOG HOUSE = Mechanical & Electrical Services Duct Connecting to the Floor Below 連接下層的機電設施管道
AF ON I/F = 建築裝飾於1樓	DPMR = Drainage Pipe Maintenance Room 排水管維修房
B = Bathroom 浴室	ELV = Extra Low Voltage Duct 低電壓管道
BAL = Balcony 露台	EMR = Electricity Meter Room 電錶房
BALCONY ABOVE = Balcony above 上層露台	ENTRANCE HALL = 入口大堂
BR = Bedroom 睡房	FAMILY ROOM = 家庭廳
BUILDING LINE ABOVE = 上方之建築邊線	FLAT ROOF = 平台
CANOPY = 簷篷	GARDEN = 花園
CANOPY ABOVE = 上層簷篷	HR = Hose Reel 消防喉轆



Scale 比例
0M/米 5M/米

Floor plans of residential properties in the development

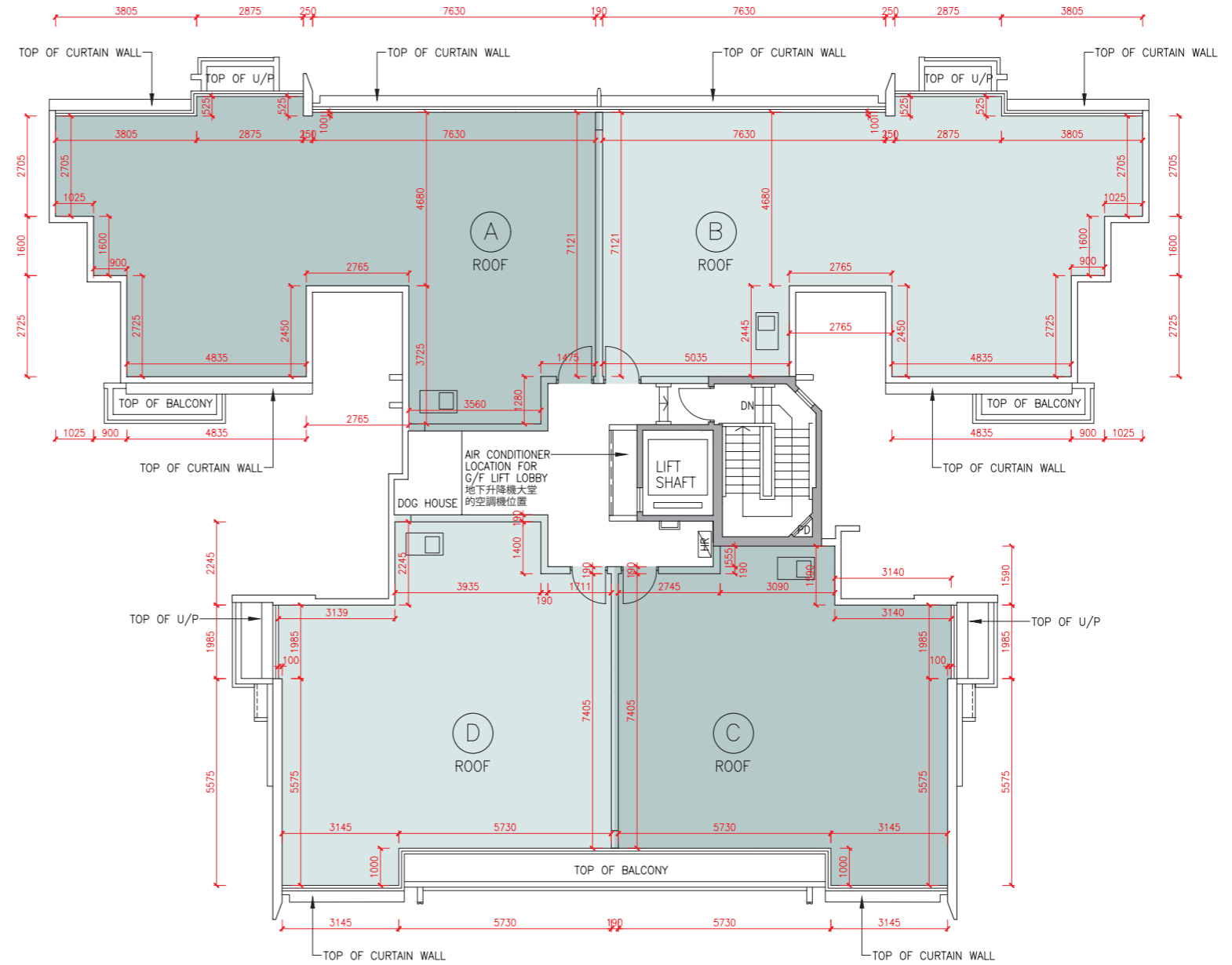
發展項目的住宅物業的樓面平面圖

Tower 19 座 Roof 天台

The internal areas of the residential properties on the upper floors will generally be slightly larger than those on the lower floors because of the reducing thickness of the structural walls on the upper floors.

因住宅物業的較高樓層的結構牆的厚度遞減，較高樓層的內部面積，一般比較低樓層的內部面積稍大。

Remark: The dimensions in the floor plans are all structural dimensions in millimetre.
備註：樓面平面圖之尺規所列數字為以毫米標示之建築結構尺寸。



LEGEND 2 圖例 2

JACUZZI	= 按摩池	RS & MRR	= Refuse Storage & Material Recovery Room 垃圾及物料回收室
KIT	= Kitchen 廚房	SKYLIGHT	= 天窗
LAV	= Lavatory 洗手間	SV	= Smoke Vent 排煙口
LIFT	= 升降機	STO	= Store 儲物房
LIFT LOBBY	= 升降機大堂	SWIMMING POOL	= 游泳池
LIFT SHAFT	= 升降機槽	TOP OF BALCONY	= 下層露台上蓋
LIV	= Living Room 客廳	TOP OF CURTAIN WALL	= 幕牆頂部
LIV / DIN	= Living / Dining Room 客/飯廳	TOP OF U/P	= Top of Utility Platform 下層工作平台上蓋
MAF	= Metal Architectural Feature 金屬建築裝飾	UP	= Up 上
MBR	= Master Bedroom 主人睡房	U/P	= Utility Platform 工作平台
MB	= Master Bathroom 主人浴室	U/P ABOVE	= Utility Platform Above 上層工作平台
OPEN PIPE WELL	= 開放式管道井	VOID	= 中空
OWM	= Openable Window For Maintenance 維修窗口	VOID ABOVE	= 上層中空
PANTRY	= 備餐間	WALK-IN CLOSET	= 衣帽間
PLANTER	= 花槽	WMC	= Water Meter Cabinet 水錶箱
PITCHED ROOF	= 斜天台	WMR	= Water Meter Room 水錶房
PD	= Pipe Duct 管道槽		
PLANTER	= 花槽		
ROOF	= 天台		

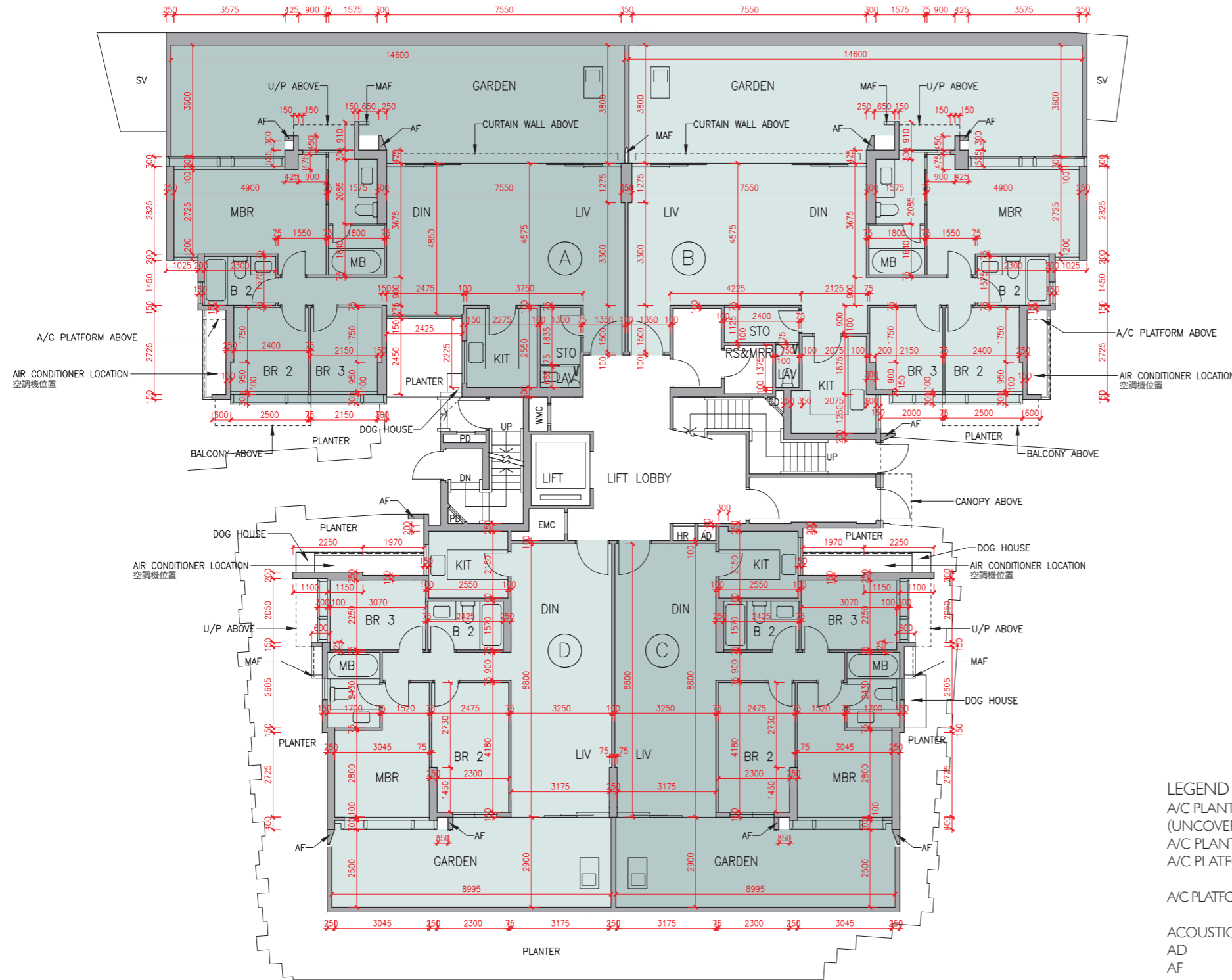


Scale 比例
0M/米 5M/米

Floor plans of residential properties in the development

發展項目的住宅物業的樓面平面圖

Tower 20 座 G/F 地下



Description 描述	Flat 單位			
	A	B	C	D
Floor-to-floor height (refers to the height between the top surface of the structural slab of a floor and the top surface of the structural slab of its immediate upper floor) of each residential property (m) 每個住宅物業的層與層之間的高度(指該樓層之石屎地台面與上一層石屎地台面之高度距離)(米)	2.650	2.700		2.650
	2.700	2.875		2.700
	2.890	2.890		2.750
	2.950	2.950		2.790
	3.000	3.000		3.000
	3.050	3.050		3.150
	3.100	3.100		3.350
	3.350	3.225		3.400
Thickness of the floor slabs (excluding plaster) of each residential property (mm) 每個住宅物業的樓板(不包括灰泥)的厚度(毫米)				
	150		150	
	175		175	
			200	

The internal areas of the residential properties on the upper floors will generally be slightly larger than those on the lower floors because of the reducing thickness of the structural walls on the upper floors.

因住宅物業的較高樓層的結構牆的厚度遞減，較高樓層的內部面積，一般比較低樓層的內部面積稍大。

Remark: The dimensions in the floor plans are all structural dimensions in millimetre.
備註：樓面平面圖之尺規所列數字為以毫米標示之建築結構尺寸。

LEGEND I 圖例 1

- | | | | |
|----------------------------|---|--------------------|---|
| A/C PLANT ROOM (UNCOVERED) | = Air Conditioner Plant Room (uncovered) 空調機房(沒有上蓋) | CD | = Cable Duct 電線管道槽 |
| A/C PLANT ROOM | = Air Conditioner Plant Room 空調機房 | CFR | = Common Flat Roof 公用平台 |
| A/C PLATFORM | = Air Conditioner Platform 空調機平台 | CPR | = Common Pitched Roof 公用傾斜屋頂 |
| A/C PLATFORM ABOVE | = Air Conditioner Platform Above 上層空調機平台 | CONS | = Conservatory 溫室 |
| ACOUSTIC FIN | = 隔音牆 | CURTAIN WALL ABOVE | = 上方之幕牆 |
| AD | = Air Duct 通風管道槽 | DN | = Down 下 |
| AF | = Architectural Feature 建築裝飾 | DIN | = Dining Room 飯廳 |
| AF ABOVE | = Architectural Feature Above 上層建築裝飾 | DOG HOUSE | = Mechanical & Electrical Services Duct Connecting to the Floor Below 連接下層的機電設施管道 |
| AF ON I/F | = 建築裝飾於1樓 | DPMR | = Drainage Pipe Maintenance Room 排水管維修房 |
| B | = Bathroom 浴室 | ELV | = Extra Low Voltage Duct 低電壓管道 |
| BAL | = Balcony 露台 | EMR | = Electricity Meter Room 電錶房 |
| BALCONY ABOVE | = Balcony above 上層露台 | ENTRANCE HALL | = 入口大堂 |
| BR | = Bedroom 睡房 | FAMILY ROOM | = 家庭廳 |
| BUILDING LINE ABOVE | = 上方之建築邊線 | FLAT ROOF | = 平台 |
| CANOPY | = 簷篷 | GARDEN | = 花園 |
| CANOPY ABOVE | = 上層簷篷 | HR | = Hose Reel 消防喉轆 |



Floor plans of residential properties in the development

發展項目的住宅物業的樓面平面圖

Tower 20 座 1/F 1樓

Description 描述		Flat 單位			
		A	B	C	D
Floor-to-floor height (refers to the height between the top surface of the structural slab of a floor and the top surface of the structural slab of its immediate upper floor) of each residential property (m) 每個住宅物業的層與層之間的高度(指該樓層之石屎地台面與上一層石屎地台面之高度距離)(米)	1/F 1樓	2.950	3.000	3.050	
Thickness of the floor slabs (excluding plaster) of each residential property (mm) 每個住宅物業的樓板(不包括灰泥)的厚度(毫米)	1/F 1樓	150	175	200	

The internal areas of the residential properties on the upper floors will generally be slightly larger than those on the lower floors because of the reducing thickness of the structural walls on the upper floors.

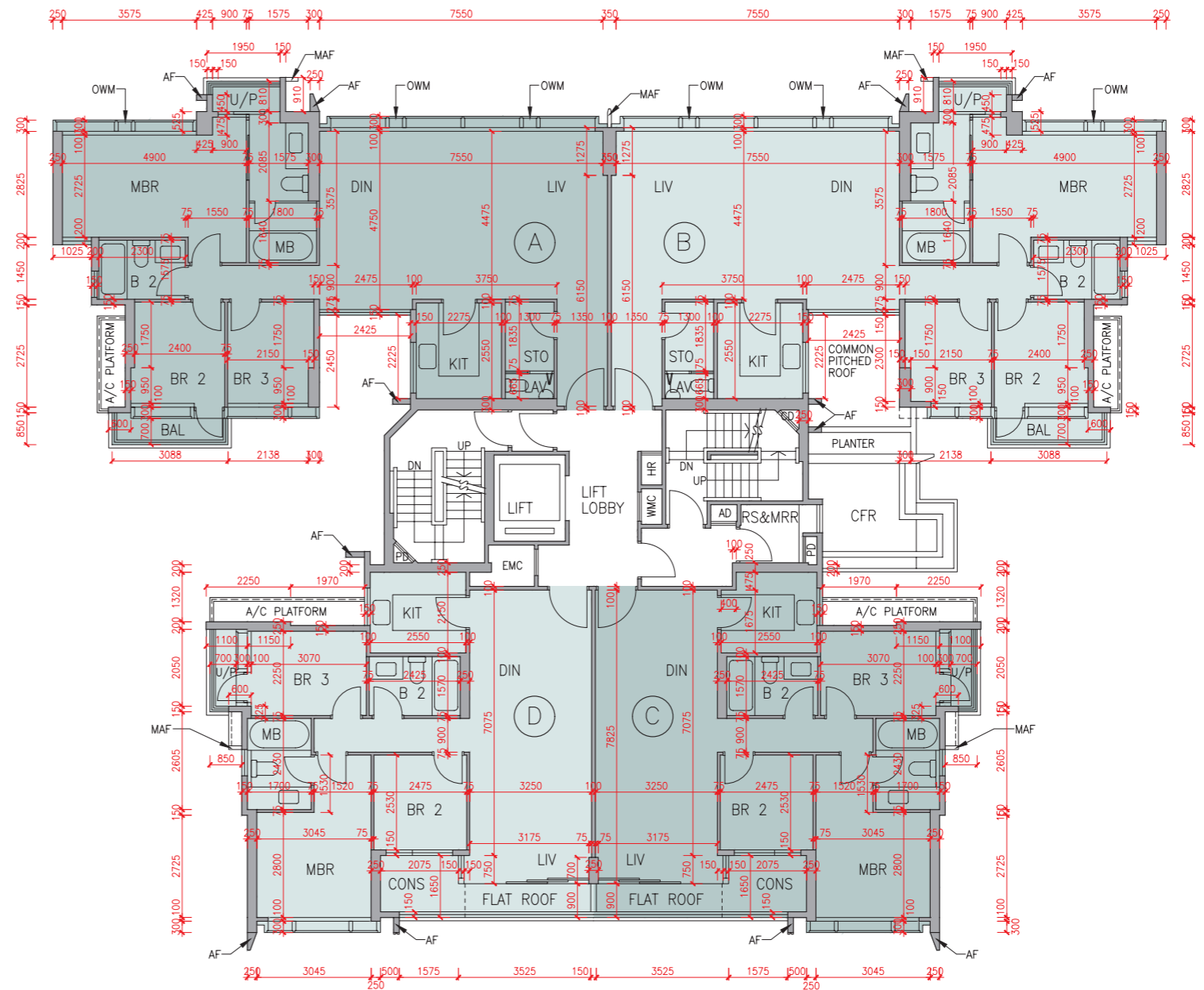
因住宅物業的較高樓層的結構牆的厚度遞減，較高樓層的內部面積，一般比較低樓層的內部面積稍大。

- Remarks: 1. The dimensions in the floor plans are all structural dimensions in millimetre.
2. The conservatory, if any, forms part of a residential property, is not common part of the Development. Where applicable, the saleable area of the relevant residential properties specified in the section "Area of Residential Properties in the Development" already includes the floor areas of such conservatory. The Authorised Person for the Development has certified that (a) there is no restriction on the usage of such conservatory which will affect owner's enjoyment of the relevant residential property and (b) such conservatory is made for the exclusive use of the owner of the relevant residential property.

- 備註：1. 樓面平面圖之尺規所列數字為以毫米標示之建築結構尺寸。
2. 溫室(如有)屬住宅物業一部分，並非發展項目之公用部分。如適用，在「發展項目中的住宅物業的面積」部份內所列出的有關住宅物業之實用面積包括該溫室之樓面面積。發展項目的認可人士已證明溫室(a)在使用上沒有限制亦不會對相關住宅物業業主享用該住宅物業造成影響及(b)是專供相關住宅物業業主使用而設。

LEGEND 2 圖例 2

JACUZZI = 按摩池	RS & MRR = Refuse Storage & Material Recovery Room 垃圾及物料回收室
KIT = Kitchen 廚房	SKYLIGHT = 天窗
LAV = Lavatory 洗手間	SV = Smoke Vent 排煙口
LIFT = 升降機	STO = Store 儲物房
LIFT LOBBY = 升降機大堂	SWIMMING POOL = 游泳池
LIFT SHAFT = 升降機槽	TOP OF BALCONY = 下層露台上蓋
LIV = Living Room 客廳	TOP OF CURTAIN WALL = 幕牆頂部
LIV / DIN = Living / Dining Room 客/飯廳	TOP OF U/P = Top of Utility Platform 下層工作平台上蓋
MAF = Metal Architectural Feature 金屬建築裝飾	UP = Up 上
MBR = Master Bedroom 主人睡房	U/P = Utility Platform 工作平台
MB = Master Bathroom 主人浴室	U/P ABOVE = Utility Platform Above 上層工作平台
OPEN PIPE WELL = 開放式管道井	VOID = 中空
OWM = Openable Window For Maintenance 維修窗口	VOID ABOVE = 上層中空
PANTRY = 備餐間	WALK-IN CLOSET = 衣帽間
PLANTER = 花槽	WMC = Water Meter Cabinet 水錶箱
PITCHED ROOF = 斜天台	WMR = Water Meter Room 水錶房
PD = Pipe Duct 管道槽	
PLANTER = 花槽	
ROOF = 天台	

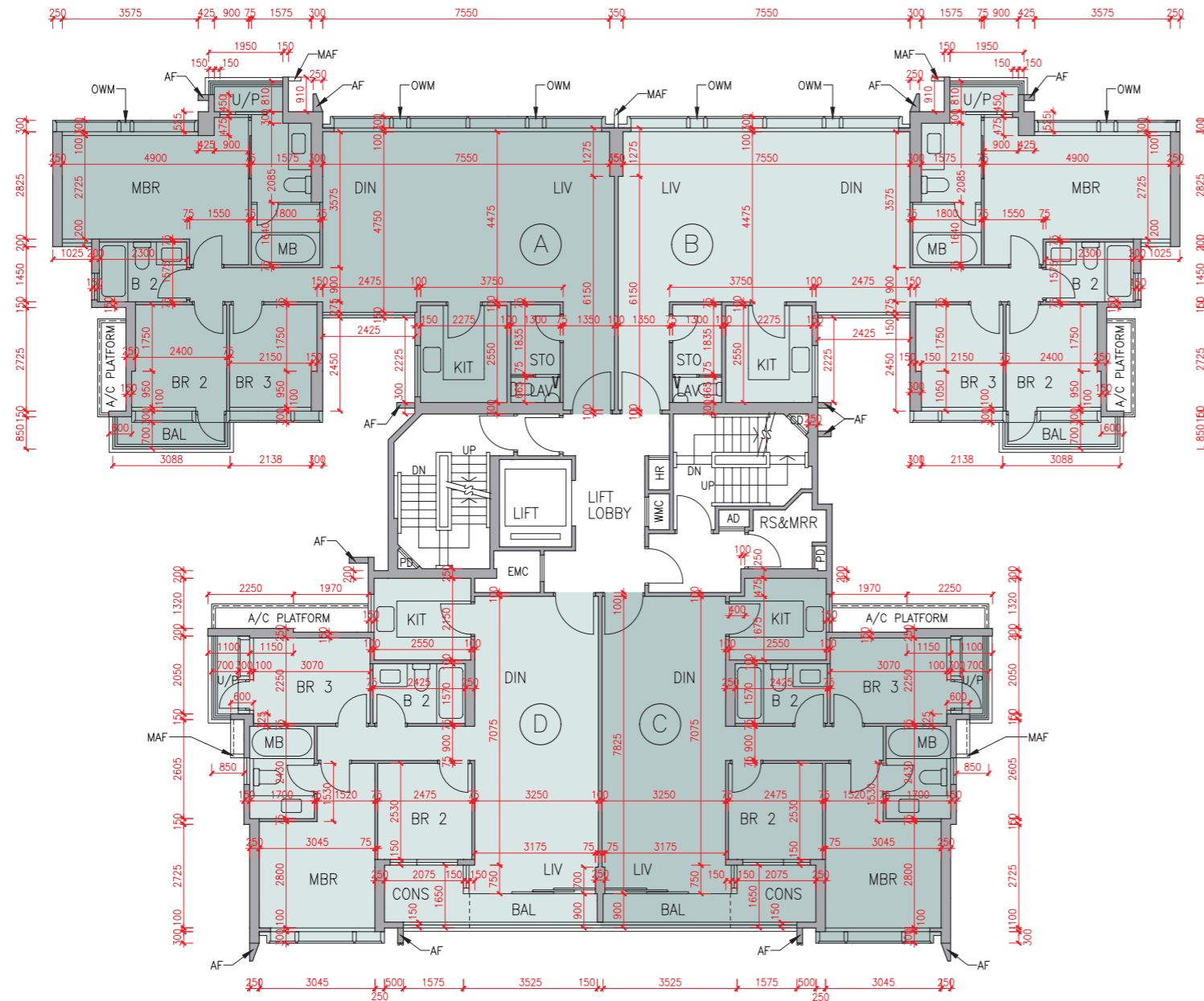


Scale 比例
0M/米 5M/米

Floor plans of residential properties in the development

發展項目的住宅物業的樓面平面圖

Tower 20 座 2/F - 5/F (4/F is omitted) 2樓-5樓(不設4樓)



Description 描述	Flat 單位			
	A	B	C	D
Floor-to-floor height (refers to the height between the top surface of the structural slab of a floor and the top surface of the structural slab of its immediate upper floor) of each residential property (m) 每個住宅物業的層與層之間的高度(指該樓層之石屎地台面與上一層石屎地台面之高度距離)(米)	2/F-5/F 2樓-5樓 3.000			
Thickness of the floor slabs (excluding plaster) of each residential property (mm) 每個住宅物業的樓板(不包括灰泥)的厚度(毫米)	2/F-5/F 2樓-5樓 150 175	150 175 200		

The internal areas of the residential properties on the upper floors will generally be slightly larger than those on the lower floors because of the reducing thickness of the structural walls on the upper floors.

因住宅物業的較高樓層的結構牆的厚度遞減，較高樓層的內部面積，一般比較低樓層的內部面積稍大。

Remarks: 1. The dimensions in the floor plans are all structural dimensions in millimetre.
2. The conservatory, if any, forms part of a residential property, is not common part of the Development. Where applicable, the saleable area of the relevant residential properties specified in the section "Area of Residential Properties in the Development" already includes the floor areas of such conservatory. The Authorised Person for the Development has certified that (a) there is no restriction on the usage of such conservatory which will affect owner's enjoyment of the relevant residential property and (b) such conservatory is made for the exclusive use of the owner of the relevant residential property.

備註: 1. 樓面平面圖之尺規所列數字為以毫米標示之建築結構尺寸。
2. 溫室(如有)屬住宅物業一部分，並非發展項目之公用部分。如適用，在「發展項目中的住宅物業的面積」部份內所列出的有關住宅物業之實用面積包括該溫室之樓面面積。發展項目的認可人士已證明溫室(a)在使用上沒有限制亦不會對相關住宅物業業主享用該住宅物業造成影響及(b)是專供相關住宅物業業主使用而設。

LEGEND I 圖例 1

A/C PLANT ROOM (UNCOVERED)	= Air Conditioner Plant Room (uncovered) 空調機房(沒有上蓋)	CD	= Cable Duct 電線管道槽
A/C PLANT ROOM	= Air Conditioner Plant Room 空調機房	CFR	= Common Flat Roof 公用平台
A/C PLATFORM	= Air Conditioner Platform 空調機平台	CPR	= Common Pitched Roof 公用傾斜屋頂
A/C PLATFORM ABOVE	= Air Conditioner Platform Above 上層空調機平台	CONS	= Conservatory 溫室
ACOUSTIC FIN	= 隔音牆	CURTAIN WALL ABOVE	= 上方之幕牆
AD	= Air Duct 通風管道槽	DN	= Down 下
AF	= Architectural Feature 建築裝飾	DIN	= Dining Room 飯廳
AF ABOVE	= Architectural Feature Above 上層建築裝飾	DOG HOUSE	= Mechanical & Electrical Services Duct Connecting to the Floor Below 連接下層的機電設施管道
AF ON I/F	= 建築裝飾於1樓	DPMR	= Drainage Pipe Maintenance Room 排水管維修房
B	= Bathroom 浴室	ELV	= Extra Low Voltage Duct 低電壓管道
BAL	= Balcony 露台	EMR	= Electricity Meter Room 電錶房
BALCONY ABOVE	= Balcony above 上層露台	ENTRANCE HALL	= 入口大堂
BR	= Bedroom 睡房	FAMILY ROOM	= 家庭廳
BUILDING LINE ABOVE	= 上方之建築邊線	FLAT ROOF	= 平台
CANOPY	= 簷篷	GARDEN	= 花園
CANOPY ABOVE	= 上層簷篷	HR	= Hose Reel 消防喉轆



Scale 比例
0M/米 5M/米

發展項目的住宅物業的樓面平面圖

Tower 20 座 6/F 6樓

Description 描述	Flat 單位			
	A	B	C	D
Floor-to-floor height (refers to the height between the top surface of the structural slab of a floor and the top surface of the structural slab of its immediate upper floor) of each residential property (m) 每個住宅物業的層與層之間的高度(指該樓層之石屎地台面與上一層石屎地台面之高度距離)(米)	3.000	3.050	3.250	3.350
Thickness of the floor slabs (excluding plaster) of each residential property (mm) 每個住宅物業的樓板(不包括灰泥)的厚度(毫米)	150	175	175	200

The internal areas of the residential properties on the upper floors will generally be slightly larger than those on the lower floors because of the reducing thickness of the structural walls on the upper floors.

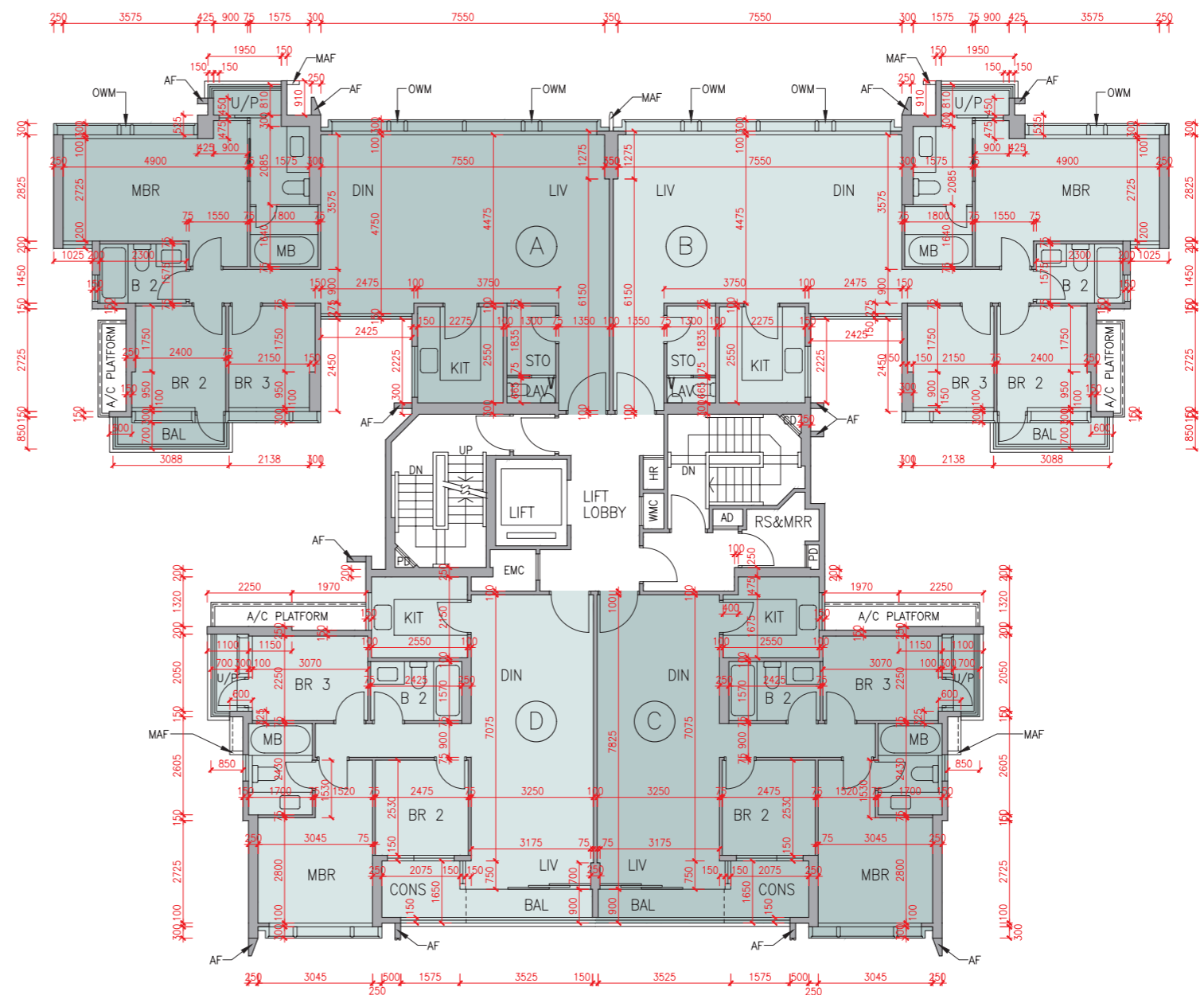
因住宅物業的較高樓層的結構牆的厚度遞減，較高樓層的內部面積，一般比較低樓層的內部面積稍大。

- Remarks: 1. The dimensions in the floor plans are all structural dimensions in millimetre.
2. The conservatory, if any, forms part of a residential property, is not common part of the Development. Where applicable, the saleable area of the relevant residential properties specified in the section "Area of Residential Properties in the Development" already includes the floor areas of such conservatory. The Authorised Person for the Development has certified that (a) there is no restriction on the usage of such conservatory which will affect owner's enjoyment of the relevant residential property and (b) such conservatory is made for the exclusive use of the owner of the relevant residential property.

- 備註：1. 樓面平面圖之尺規所列數字為以毫米標示之建築結構尺寸。
2. 溫室(如有)屬住宅物業一部分，並非發展項目之公用部分。如適用，在「發展項目中的住宅物業的面積」部份內所列出的有關住宅物業之實用面積包括該溫室之樓面面積。發展項目的認可人士已證明溫室(a)在使用上沒有限制亦不會對相關住宅物業業主享用該住宅物業造成影響及(b)是專供相關住宅物業業主使用而設。

LEGEND 2 圖例 2

JACUZZI = 按摩池	RS & MRR = Refuse Storage & Material Recovery Room 垃圾及物料回收室
KIT = Kitchen 廚房	SKYLIGHT = 天窗
LAV = Lavatory 洗手間	SV = Smoke Vent 排煙口
LIFT = 升降機	STO = Store 儲物房
LIFT LOBBY = 升降機大堂	SWIMMING POOL = 游泳池
LIFT SHAFT = 升降機槽	TOP OF BALCONY = 下層露台上蓋
LIV = Living Room 客廳	TOP OF CURTAIN WALL = 幕牆頂部
LIV / DIN = Living / Dining Room 客/飯廳	TOP OF U/P = Top of Utility Platform 下層工作平台上蓋
MAF = Metal Architectural Feature 金屬建築裝飾	UP = Up 上
MBR = Master Bedroom 主人睡房	U/P = Utility Platform 工作平台
MB = Master Bathroom 主人浴室	U/P ABOVE = Utility Platform Above 上層工作平台
OPEN PIPE WELL = 開放式管道井	VOID = 中空
OWM = Openable Window For Maintenance 維修窗口	VOID ABOVE = 上層中空
PANTRY = 備餐間	WALK-IN CLOSET = 衣帽間
PLANTER = 花槽	WMC = Water Meter Cabinet 水錶箱
PITCHED ROOF = 斜天台	WMR = Water Meter Room 水錶房
PD = Pipe Duct 管道槽	
PLANTER = 花槽	
ROOF = 天台	

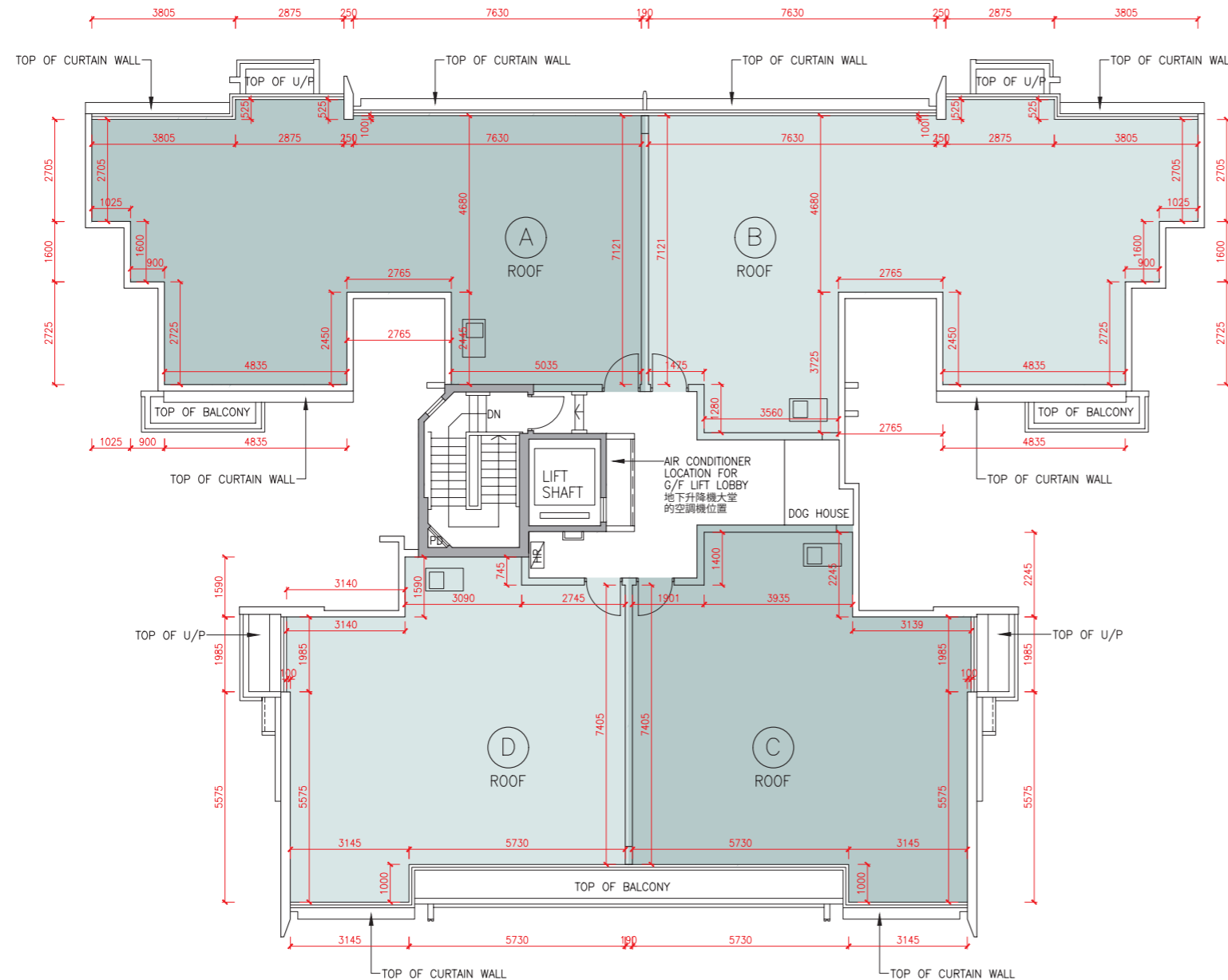


Scale 比例 0M/米 5M/米

Floor plans of residential properties in the development

發展項目的住宅物業的樓面平面圖

Tower 20 座 Roof 天台



The internal areas of the residential properties on the upper floors will generally be slightly larger than those on the lower floors because of the reducing thickness of the structural walls on the upper floors.

因住宅物業的較高樓層的結構牆的厚度遞減，較高樓層的內部面積，一般比較低樓層的內部面積稍大。

Remark: The dimensions in the floor plans are all structural dimensions in millimetre.
備註：樓面平面圖之尺規所列數字為以毫米標示之建築結構尺寸。

LEGEND | 圖例 1

A/C PLANT ROOM (UNCOVERED)	= Air Conditioner Plant Room (uncovered) 空調機房 (沒有上蓋)	CD	= Cable Duct 電線管道槽
A/C PLANT ROOM	= Air Conditioner Plant Room 空調機房	CFR	= Common Flat Roof 公用平台
A/C PLATFORM	= Air Conditioner Platform 空調機平台	CPR	= Common Pitched Roof 公用傾斜屋頂
A/C PLATFORM ABOVE	= Air Conditioner Platform Above 上層空調機平台	CONS	= Conservatory 溫室
ACOUSTIC FIN	= 隔音牆	CURTAIN WALL ABOVE	= 上方之幕牆
AD	= Air Duct 通風管道槽	DN	= Down 下
AF	= Architectural Feature 建築裝飾	DIN	= Dining Room 飯廳
AF ABOVE	= Architectural Feature Above 上層建築裝飾	DOG HOUSE	= Mechanical & Electrical Services Duct Connecting to the Floor Below 連接下層的機電設施管道
AF ON I/F	= 建築裝飾於1樓	DPMR	= Drainage Pipe Maintenance Room 排水管維修房
B	= Bathroom 浴室	ELV	= Extra Low Voltage Duct 低電壓管道
BAL	= Balcony 露台	EMR	= Electricity Meter Room 電錶房
BALCONY ABOVE	= Balcony above 上層露台	ENTRANCE HALL	= 入口大堂
BR	= Bedroom 睡房	FAMILY ROOM	= 家庭廳
BUILDING LINE ABOVE	= 上方之建築邊線	FLAT ROOF	= 平台
CANOPY	= 簷篷	GARDEN	= 花園
CANOPY ABOVE	= 上層簷篷	HR	= Hose Reel 消防喉轆



Scale 比例
0M/米 5M/米

Floor plans of residential properties in the development

發展項目的住宅物業的樓面平面圖

Tower 21 座 G/F 地下

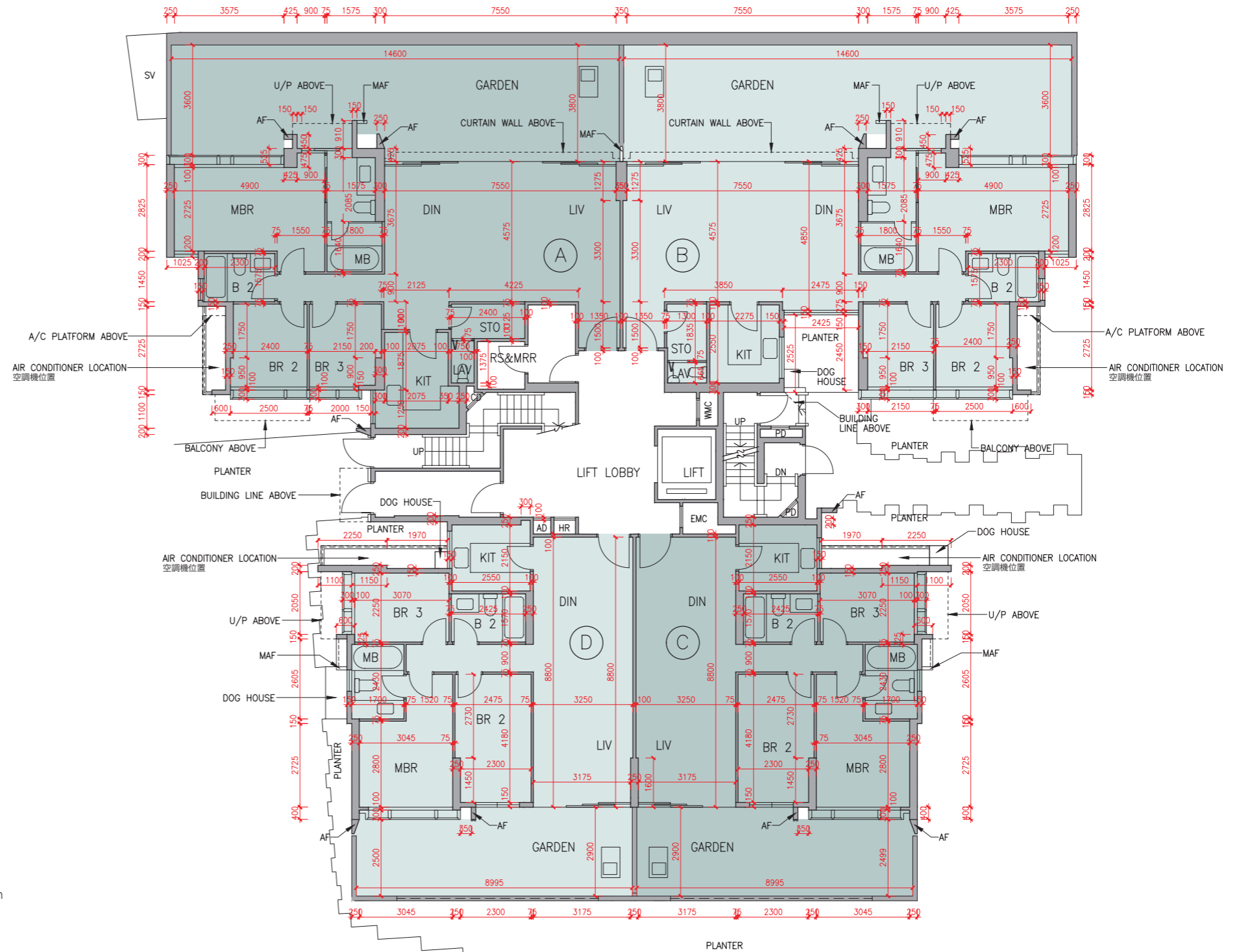
Description 描述	Flat 單位			
	A	B	C	D
Floor-to-floor height (refers to the height between the top surface of the structural slab of a floor and the top surface of the structural slab of its immediate upper floor) of each residential property (m) 每個住宅物業的層與層之間的高度(指該樓層之石屎地台面與上一層石屎地台面之高度距離)(米)	2.650	2.650		
	2.700	2.650		
	2.875	2.700	2.650	
	2.890	2.890	2.700	
	2.950	2.950	2.750	
	3.000	3.000	2.790	
	3.050	3.050	3.000	
	3.100	3.100	3.100	
	3.225	3.350	3.350	
	3.350	3.400		
3.400				
Thickness of the floor slabs (excluding plaster) of each residential property (mm) 每個住宅物業的樓板(不包括灰泥)的厚度(毫米)	G/F 地下	150 175	150 175	200

The internal areas of the residential properties on the upper floors will generally be slightly larger than those on the lower floors because of the reducing thickness of the structural walls on the upper floors.

因住宅物業的較高樓層的結構牆的厚度遞減，較高樓層的內部面積，一般比較低樓層的內部面積稍大。

Remark: The dimensions in the floor plans are all structural dimensions in millimetre.

備註：樓面平面圖之尺規所列數字為以毫米標示之建築結構尺寸。



LEGEND 2 圖例 2

JACUZZI = 按摩池	RS & MRR = Refuse Storage & Material Recovery Room 垃圾及物料回收室
KIT = Kitchen 廚房	SKYLIGHT = 天窗
LAV = Lavatory 洗手間	SV = Smoke Vent 排煙口
LIFT = 升降機	STO = Store 儲物房
LIFT LOBBY = 升降機大堂	SWIMMING POOL = 游泳池
LIFT SHAFT = 升降機槽	TOP OF BALCONY = 下層露台上蓋
LIV = Living Room 客廳	TOP OF CURTAIN WALL = 幕牆頂部
LIV / DIN = Living / Dining Room 客/飯廳	TOP OF U/P = Top of Utility Platform 下層工作平台上蓋
MAF = Metal Architectural Feature 金屬建築裝飾	UP = Up 上
MBR = Master Bedroom 主人睡房	U/P = Utility Platform 工作平台
MB = Master Bathroom 主人浴室	U/P ABOVE = Utility Platform Above 上層工作平台
OPEN PIPE WELL = 開放式管道井	VOID = 中空
OWM = Openable Window For Maintenance 維修窗口	VOID ABOVE = 上層中空
PANTRY = 備餐間	WALK-IN CLOSET = 衣帽間
PLANTER = 花槽	WMC = Water Meter Cabinet 水錶箱
PITCHED ROOF = 斜天台	WMR = Water Meter Room 水錶房
PD = Pipe Duct 管道槽	
PLANTER = 花槽	
ROOF = 天台	

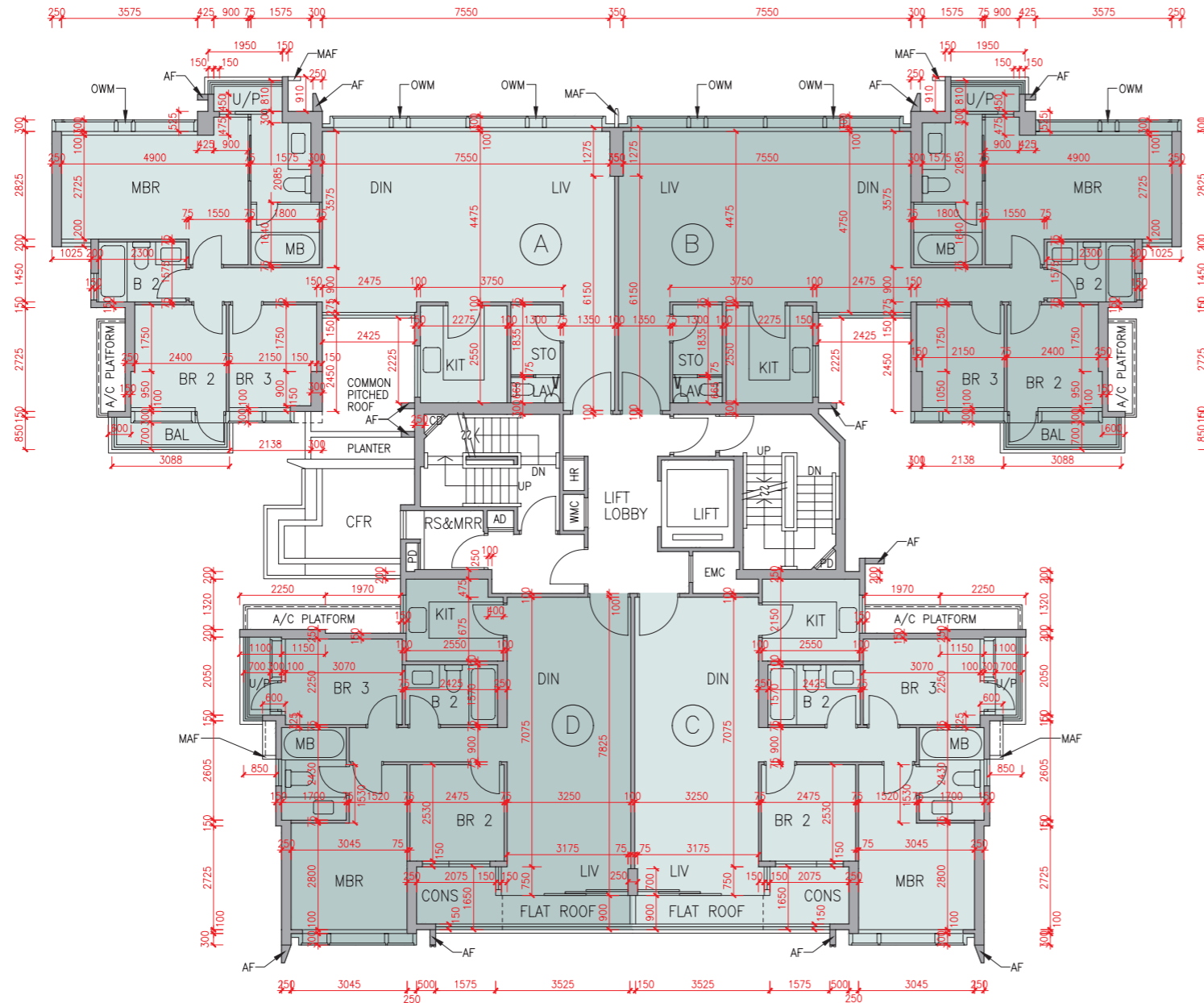


Scale 比例
0M/米 5M/米

Floor plans of residential properties in the development

發展項目的住宅物業的樓面平面圖

Tower 21 座 I/F 1樓



Description 描述	Flat 單位			
	A	B	C	D
Floor-to-floor height (refers to the height between the top surface of the structural slab of a floor and the top surface of the structural slab of its immediate upper floor) of each residential property (m) 每個住宅物業的層與層之間的高度(指該樓層之石屎地台面與上一層石屎地台面之高度距離)(米)	I/F 1樓	2.950 3.000 3.050		3.000 3.050
Thickness of the floor slabs (excluding plaster) of each residential property (mm) 每個住宅物業的樓板(不包括灰泥)的厚度(毫米)	I/F 1樓	150 175		150 175 200

The internal areas of the residential properties on the upper floors will generally be slightly larger than those on the lower floors because of the reducing thickness of the structural walls on the upper floors.

因住宅物業的較高樓層的結構牆的厚度遞減，較高樓層的內部面積，一般比較低樓層的內部面積稍大。

- Remarks:
- The dimensions in the floor plans are all structural dimensions in millimetre.
 - The conservatory, if any, forms part of a residential property, is not common part of the Development. Where applicable, the saleable area of the relevant residential properties specified in the section "Area of Residential Properties in the Development" already includes the floor areas of such conservatory. The Authorised Person for the Development has certified that (a) there is no restriction on the usage of such conservatory which will affect owner's enjoyment of the relevant residential property and (b) such conservatory is made for the exclusive use of the owner of the relevant residential property.

- 備註:
- 樓面平面圖之尺規所列數字為以毫米標示之建築結構尺寸。
 - 溫室(如有)屬住宅物業一部分，並非發展項目之公用部分。如適用，在「發展項目中的住宅物業的面積」部份內所列出的有關住宅物業之實用面積包括該溫室之樓面面積。發展項目的認可人士已證明溫室(a)在使用上沒有限制亦不會對相關住宅物業業主享用該住宅物業造成影響及(b)是專供相關住宅物業業主使用而設。

LEGEND I 圖例 1

A/C PLANT ROOM (UNCOVERED)	= Air Conditioner Plant Room (uncovered) 空調機房(沒有上蓋)	CD	= Cable Duct 電線管道槽
A/C PLANT ROOM	= Air Conditioner Plant Room 空調機房	CFR	= Common Flat Roof 公用平台
A/C PLATFORM	= Air Conditioner Platform 空調機平台	CPR	= Common Pitched Roof 公用傾斜屋頂
A/C PLATFORM ABOVE	= Air Conditioner Platform Above 上層空調機平台	CONS	= Conservatory 溫室
ACOUSTIC FIN	= 隔音牆	CURTAIN WALL ABOVE	= 上方之幕牆
AD	= Air Duct 通風管道槽	DN	= Down 下
AF	= Architectural Feature 建築裝飾	DIN	= Dining Room 飯廳
AF ABOVE	= Architectural Feature Above 上層建築裝飾	DOG HOUSE	= Mechanical & Electrical Services Duct Connecting to the Floor Below 連接下層的機電設施管道
AF ON I/F	= 建築裝飾於1樓	DPMR	= Drainage Pipe Maintenance Room 排水管維修房
B	= Bathroom 浴室	ELV	= Extra Low Voltage Duct 低電壓管道
BAL	= Balcony 露台	EMR	= Electricity Meter Room 電錶房
BALCONY ABOVE	= Balcony above 上層露台	ENTRANCE HALL	= 入口大堂
BR	= Bedroom 睡房	FAMILY ROOM	= 家庭廳
BUILDING LINE ABOVE	= 上方之建築邊線	FLAT ROOF	= 平台
CANOPY	= 簷篷	GARDEN	= 花園
CANOPY ABOVE	= 上層簷篷	HR	= Hose Reel 消防喉轆



Scale 比例
0M/米 5M/米

Floor plans of residential properties in the development

發展項目的住宅物業的樓面平面圖

Tower 21 座 2/F - 5/F (4/F is omitted) 2樓-5樓(不設4樓)

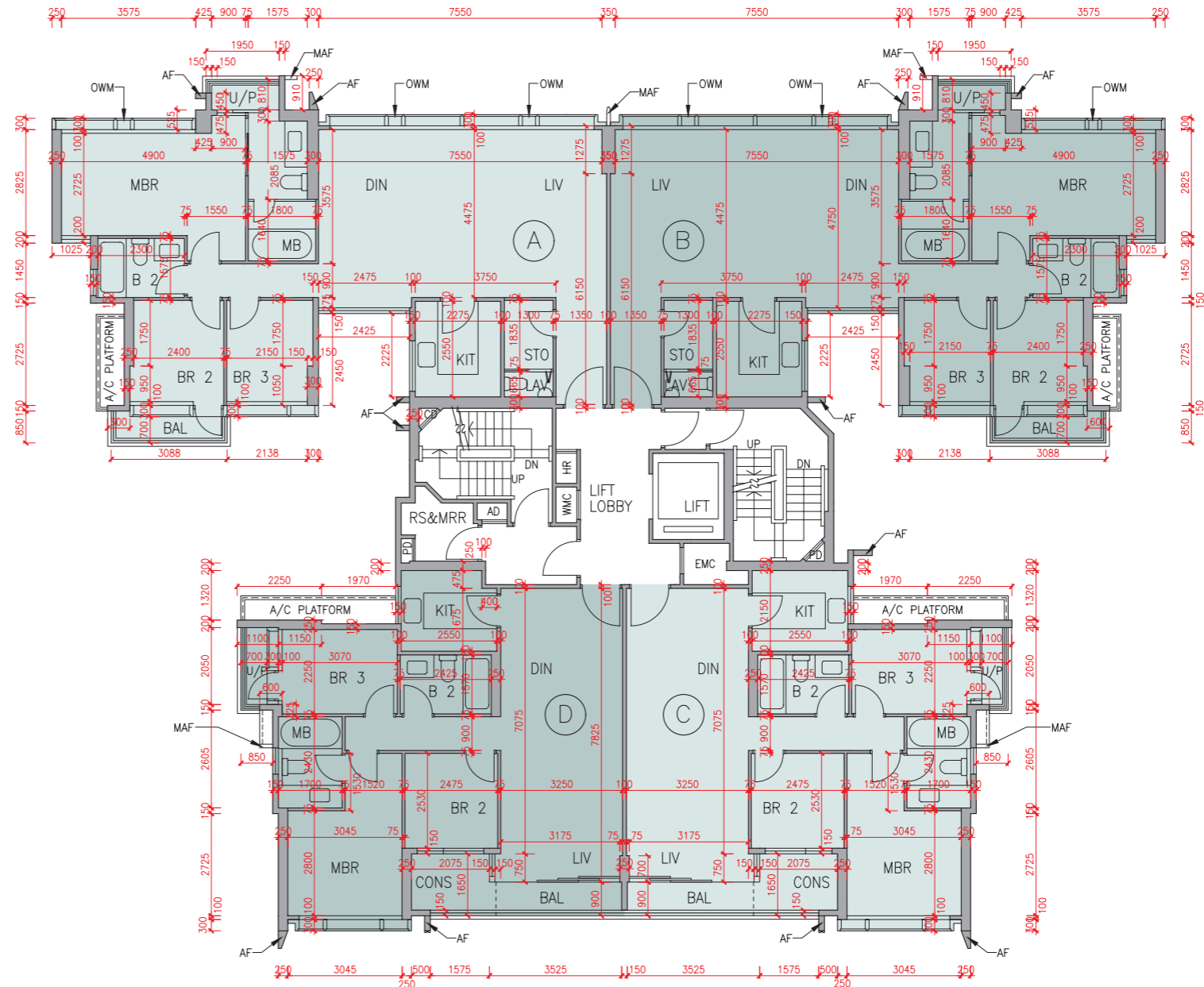
Description 描述	Flat 單位			
	A	B	C	D
Floor-to-floor height (refers to the height between the top surface of the structural slab of a floor and the top surface of the structural slab of its immediate upper floor) of each residential property (m) 每個住宅物業的層與層之間的高度(指該樓層之石屎地台面與上一層石屎地台面之高度距離)(米)	3.000			
Thickness of the floor slabs (excluding plaster) of each residential property (mm) 每個住宅物業的樓板(不包括灰泥)的厚度(毫米)	150	175	175	200

The internal areas of the residential properties on the upper floors will generally be slightly larger than those on the lower floors because of the reducing thickness of the structural walls on the upper floors.

因住宅物業的較高樓層的結構牆的厚度遞減，較高樓層的內部面積，一般比較低樓層的內部面積稍大。

- Remarks: 1. The dimensions in the floor plans are all structural dimensions in millimetre.
2. The conservatory, if any, forms part of a residential property, is not common part of the Development. Where applicable, the saleable area of the relevant residential properties specified in the section "Area of Residential Properties in the Development" already includes the floor areas of such conservatory. The Authorised Person for the Development has certified that (a) there is no restriction on the usage of such conservatory which will affect owner's enjoyment of the relevant residential property and (b) such conservatory is made for the exclusive use of the owner of the relevant residential property.

- 備註：1. 樓面平面圖之尺規所列數字為以毫米標示之建築結構尺寸。
2. 溫室(如有)屬住宅物業一部分，並非發展項目之公用部分。如適用，在「發展項目中的住宅物業的面積」部份內所列出的有關住宅物業之實用面積包括該溫室之樓面面積。發展項目的認可人士已證明溫室(a)在使用上沒有限制亦不會對相關住宅物業業主享用該住宅物業造成影響及(b)是專供相關住宅物業業主使用而設。



LEGEND 2 圖例 2

JACUZZI = 按摩池	RS & MRR = Refuse Storage & Material Recovery Room 垃圾及物料回收室
KIT = Kitchen 廚房	SKYLIGHT = 天窗
LAV = Lavatory 洗手間	SV = Smoke Vent 排煙口
LIFT = 升降機	STO = Store 儲物房
LIFT LOBBY = 升降機大堂	SWIMMING POOL = 游泳池
LIFT SHAFT = 升降機槽	TOP OF BALCONY = 下層露台上蓋
LIV = Living Room 客廳	TOP OF CURTAIN WALL = 幕牆頂部
LIV / DIN = Living / Dining Room 客/飯廳	TOP OF U/P = Top of Utility Platform 下層工作平台上蓋
MAF = Metal Architectural Feature 金屬建築裝飾	UP = Up 上
MBR = Master Bedroom 主人睡房	U/P = Utility Platform 工作平台
MB = Master Bathroom 主人浴室	U/P ABOVE = Utility Platform Above 上層工作平台
OPEN PIPE WELL = 開放式管道井	VOID = 中空
OWM = Openable Window For Maintenance 維修窗口	VOID ABOVE = 上層中空
PANTRY = 備餐間	WALK-IN CLOSET = 衣帽間
PLANTER = 花槽	WMC = Water Meter Cabinet 水錶箱
PITCHED ROOF = 斜天台	WMR = Water Meter Room 水錶房
PD = Pipe Duct 管道槽	
PLANTER = 花槽	
ROOF = 天台	

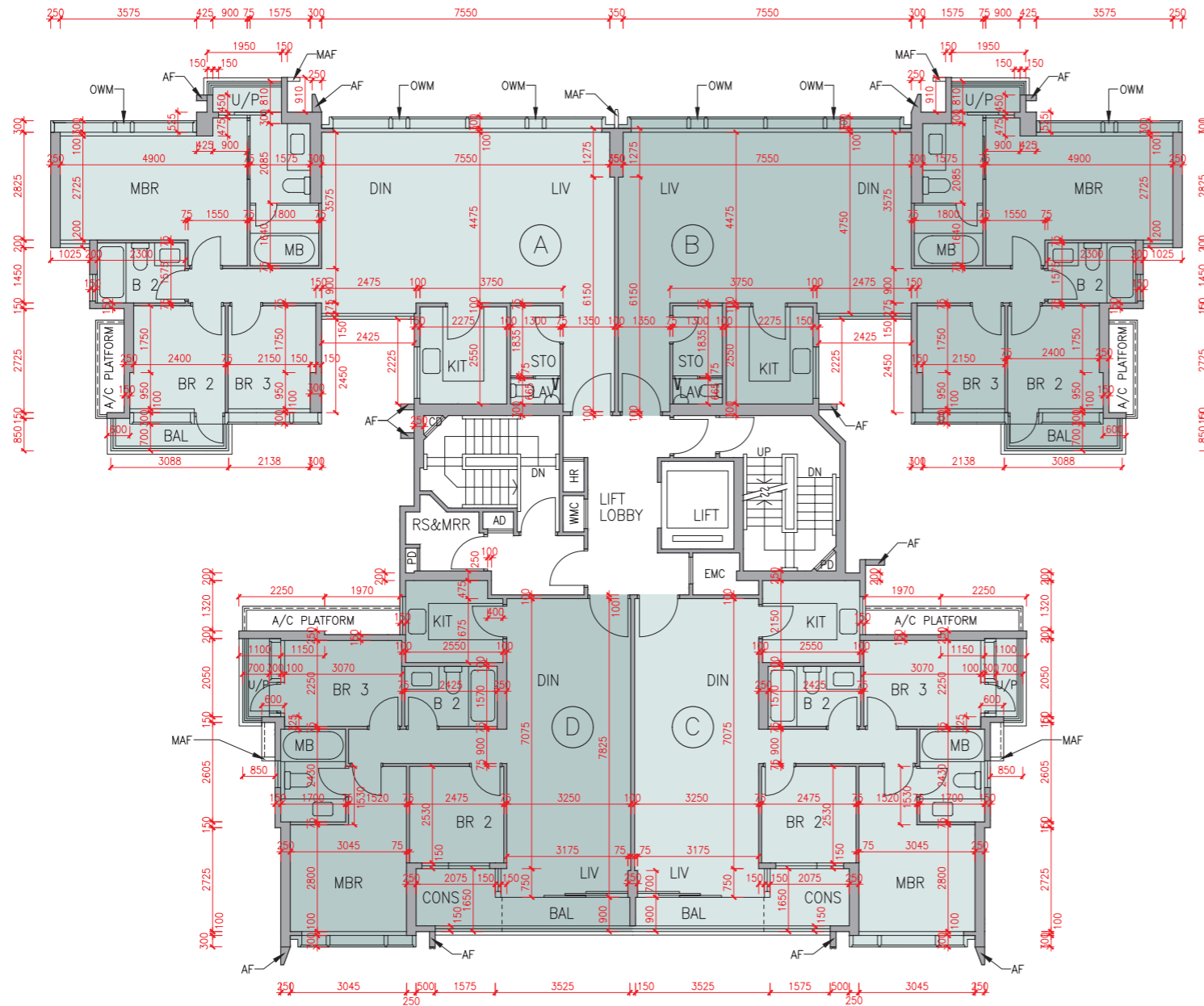


Scale 比例
0M/米 5M/米

Floor plans of residential properties in the development

發展項目的住宅物業的樓面平面圖

Tower 21 座 6/F 6樓



Description 描述	Flat 單位			
	A	B	C	D
Floor-to-floor height (refers to the height between the top surface of the structural slab of a floor and the top surface of the structural slab of its immediate upper floor) of each residential property (m) 每個住宅物業的層與層之間的高度(指該樓層之石屎地台面與上一層石屎地台面之高度距離)(米)	6/F 6樓	3.000 3.050 3.350		3.000 3.210 3.250 3.350
Thickness of the floor slabs (excluding plaster) of each residential property (mm) 每個住宅物業的樓板(不包括灰泥)的厚度(毫米)	6/F 6樓	150 175		150 175 200

The internal areas of the residential properties on the upper floors will generally be slightly larger than those on the lower floors because of the reducing thickness of the structural walls on the upper floors.

因住宅物業的較高樓層的結構牆的厚度遞減，較高樓層的內部面積，一般比較低樓層的內部面積稍大。

Remarks: 1. The dimensions in the floor plans are all structural dimensions in millimetre.
2. The conservatory, if any, forms part of a residential property, is not common part of the Development. Where applicable, the saleable area of the relevant residential properties specified in the section "Area of Residential Properties in the Development" already includes the floor areas of such conservatory. The Authorised Person for the Development has certified that (a) there is no restriction on the usage of such conservatory which will affect owner's enjoyment of the relevant residential property and (b) such conservatory is made for the exclusive use of the owner of the relevant residential property.

備註: 1. 樓面平面圖之尺規所列數字為以毫米標示之建築結構尺寸。
2. 溫室(如有)屬住宅物業一部分，並非發展項目之公用部分。如適用，在「發展項目中的住宅物業的面積」部份內所列出的有關住宅物業之實用面積包括溫室之樓面面積。發展項目的認可人士已證明溫室(a)在使用上沒有限制亦不會對相關住宅物業業主享用該住宅物業造成影響及(b)是專供相關住宅物業業主使用而設。

LEGEND I 圖例 1

A/C PLANT ROOM (UNCOVERED)	= Air Conditioner Plant Room (uncovered) 空調機房(沒有上蓋)	CD	= Cable Duct 電線管道槽
A/C PLANT ROOM	= Air Conditioner Plant Room 空調機房	CFR	= Common Flat Roof 公用平台
A/C PLATFORM	= Air Conditioner Platform 空調機平台	CPR	= Common Pitched Roof 公用傾斜屋頂
A/C PLATFORM ABOVE	= Air Conditioner Platform Above 上層空調機平台	CONS	= Conservatory 溫室
ACOUSTIC FIN	= 隔音牆	CURTAIN WALL ABOVE	= 上方之幕牆
AD	= Air Duct 通風管道槽	DN	= Down 下
AF	= Architectural Feature 建築裝飾	DIN	= Dining Room 飯廳
AF ABOVE	= Architectural Feature Above 上層建築裝飾	DOG HOUSE	= Mechanical & Electrical Services Duct Connecting to the Floor Below 連接下層的機電設施管道
AF ON I/F	= 建築裝飾於1樓	DPMR	= Drainage Pipe Maintenance Room 排水管維修房
B	= Bathroom 浴室	ELV	= Extra Low Voltage Duct 低電壓管道
BAL	= Balcony 露台	EMR	= Electricity Meter Room 電錶房
BALCONY ABOVE	= Balcony above 上層露台	ENTRANCE HALL	= 入口大堂
BR	= Bedroom 睡房	FAMILY ROOM	= 家庭廳
BUILDING LINE ABOVE	= 上方之建築邊線	FLAT ROOF	= 平台
CANOPY	= 簷篷	GARDEN	= 花園
CANOPY ABOVE	= 上層簷篷	HR	= Hose Reel 消防喉轆



Scale 比例
0M/米 5M/米

Floor plans of residential properties in the development

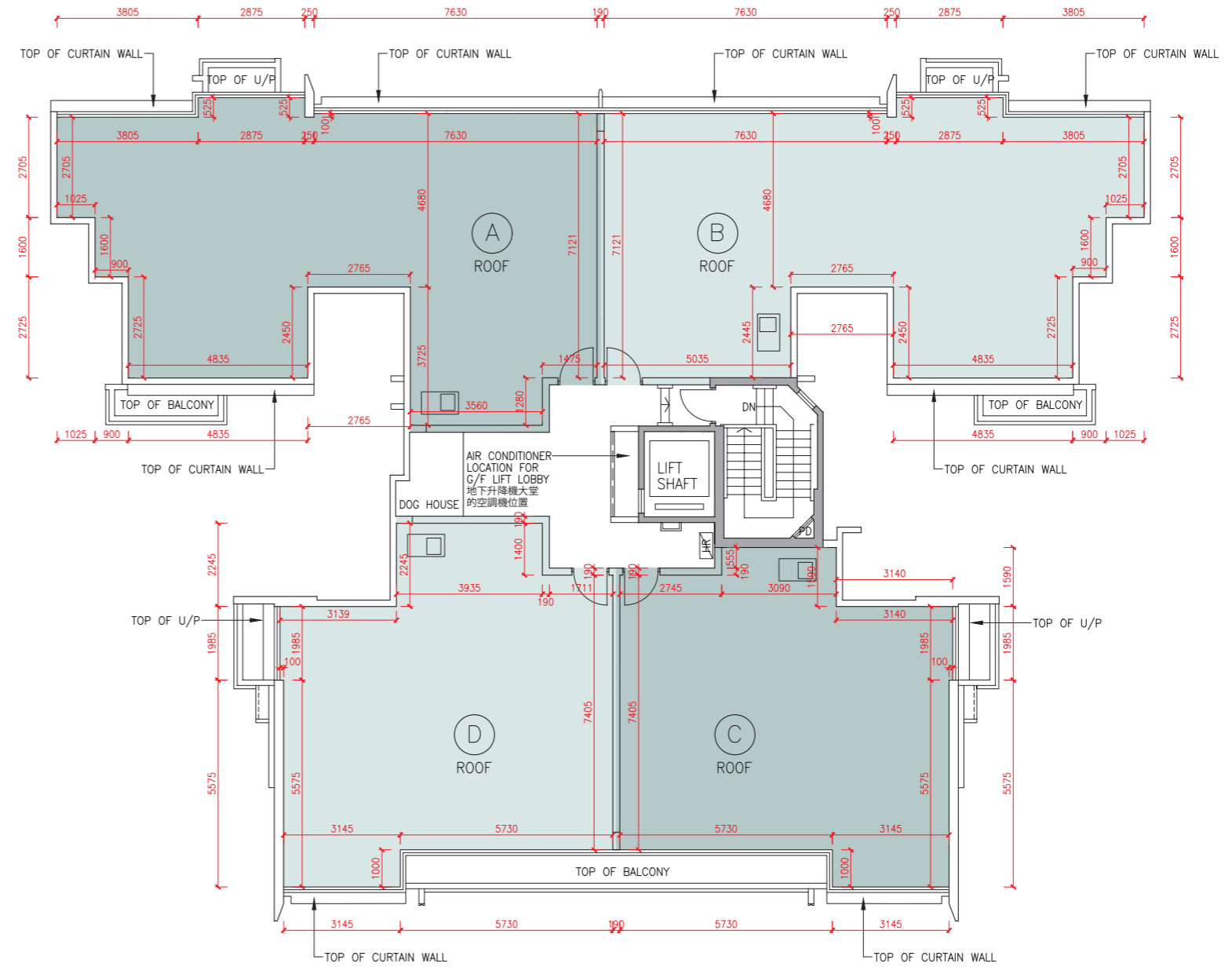
發展項目的住宅物業的樓面平面圖

Tower 21 座 Roof 天台

The internal areas of the residential properties on the upper floors will generally be slightly larger than those on the lower floors because of the reducing thickness of the structural walls on the upper floors.

因住宅物業的較高樓層的結構牆的厚度遞減，較高樓層的內部面積，一般比較低樓層的內部面積稍大。

Remark: The dimensions in the floor plans are all structural dimensions in millimetre.
備註：樓面平面圖之尺規所列數字為以毫米標示之建築結構尺寸。



LEGEND 2 圖例 2

JACUZZI	= 按摩池	RS & MRR	= Refuse Storage & Material Recovery Room 垃圾及物料回收室
KIT	= Kitchen 廚房	SKYLIGHT	= 天窗
LAV	= Lavatory 洗手間	SV	= Smoke Vent 排煙口
LIFT	= 升降機	STO	= Store 儲物房
LIFT LOBBY	= 升降機大堂	SWIMMING POOL	= 游泳池
LIFT SHAFT	= 升降機槽	TOP OF BALCONY	= 下層露台上蓋
LIV	= Living Room 客廳	TOP OF CURTAIN WALL	= 幕牆頂部
LIV / DIN	= Living / Dining Room 客/飯廳	TOP OF U/P	= Top of Utility Platform 下層工作平台上蓋
MAF	= Metal Architectural Feature 金屬建築裝飾	UP	= Up 上
MBR	= Master Bedroom 主人睡房	U/P	= Utility Platform 工作平台
MB	= Master Bathroom 主人浴室	U/P ABOVE	= Utility Platform Above 上層工作平台
OPEN PIPE WELL	= 開放式管道井	VOID	= 中空
OWM	= Openable Window For Maintenance 維修窗口	VOID ABOVE	= 上層中空
PANTRY	= 備餐間	WALK-IN CLOSET	= 衣帽間
PLANTER	= 花槽	WMC	= Water Meter Cabinet 水錶箱
PITCHED ROOF	= 斜天台	WMR	= Water Meter Room 水錶房
PD	= Pipe Duct 管道槽		
PLANTER	= 花槽		
ROOF	= 天台		

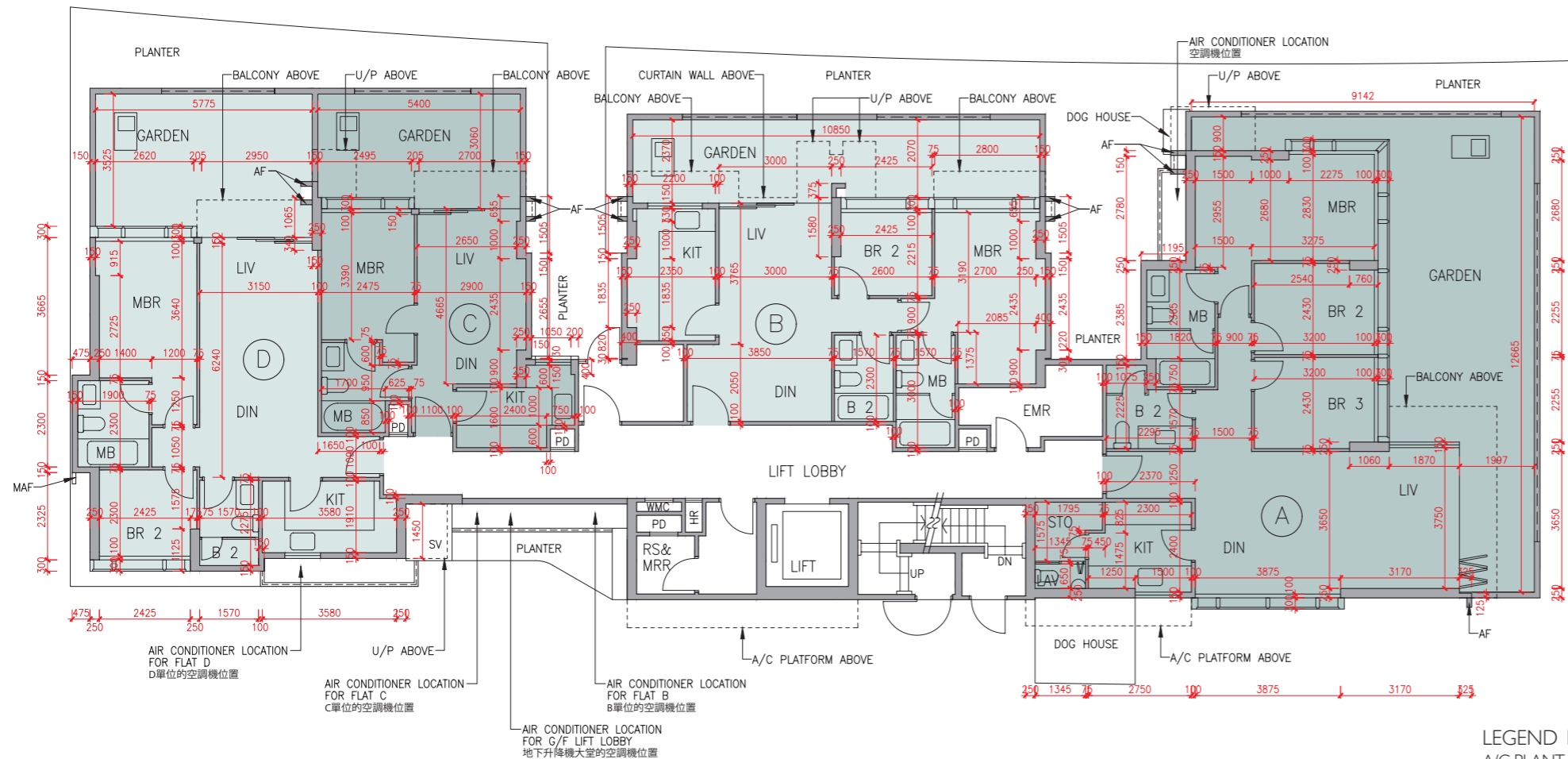


Scale 比例
0M/米 5M/米

Floor plans of residential properties in the development

發展項目的住宅物業的樓面平面圖

Tower 22 座 G/F 地下



Description 描述	Flat 單位			
	A	B	C	D
Floor-to-floor height (refers to the height between the top surface of the structural slab of a floor and the top surface of the structural slab of its immediate upper floor) of each residential property (m) 每個住宅物業的層與層之間的高度 (指該樓層之石屎地台面與上一層石屎地台面之高度距離)(米)	3.150			3.150
	3.350	3.100	3.100	3.390
	3.450	3.390	3.390	3.450
	3.500	3.500	3.500	3.500
	3.600	3.950	3.550	3.800
	3.950			3.900
				3.950
Thickness of the floor slabs (excluding plaster) of each residential property (mm) 每個住宅物業的樓板 (不包括灰泥)的厚度(毫米)	150	150	150	150
	175	175	175	175
		225	225	225
				250

The internal areas of the residential properties on the upper floors will generally be slightly larger than those on the lower floors because of the reducing thickness of the structural walls on the upper floors.

因住宅物業的較高樓層的結構牆的厚度遞減，較高樓層的內部面積，一般比較低樓層的內部面積稍大。

Remark: The dimensions in the floor plans are all structural dimensions in millimetre.

備註：樓面平面圖之尺規所列數字為以毫米標示之建築結構尺寸。

LEGEND | 圖例 1

A/C PLANT ROOM (UNCOVERED)	= Air Conditioner Plant Room (uncovered) 空調機房(沒有上蓋)	CD	= Cable Duct 電線管道槽
A/C PLANT ROOM	= Air Conditioner Plant Room 空調機房	CFR	= Common Flat Roof 公用平台
A/C PLATFORM	= Air Conditioner Platform 空調機平台	CPR	= Common Pitched Roof 公用傾斜屋頂
A/C PLATFORM ABOVE	= Air Conditioner Platform Above 上層空調機平台	CONS	= Conservatory 溫室
ACOUSTIC FIN	= 隔音牆	CURTAIN WALL ABOVE	= 上方之幕牆
AD	= Air Duct 通風管道槽	DN	= Down 下
AF	= Architectural Feature 建築裝飾	DIN	= Dining Room 飯廳
AF ABOVE	= Architectural Feature Above 上層建築裝飾	DOG HOUSE	= Mechanical & Electrical Services Duct Connecting to the Floor Below 連接下層的機電設施管道
AF ON I/F	= 建築裝飾於1樓	DPMR	= Drainage Pipe Maintenance Room 排水管維修房
B	= Bathroom 浴室	ELV	= Extra Low Voltage Duct 低電壓管道
BAL	= Balcony 露台	EMR	= Electricity Meter Room 電錶房
BALCONY ABOVE	= Balcony above 上層露台	ENTRANCE HALL	= 入口大堂
BR	= Bedroom 睡房	FAMILY ROOM	= 家庭廳
BUILDING LINE ABOVE	= 上方之建築邊線	FLAT ROOF	= 平台
CANOPY	= 簷篷	GARDEN	= 花園
CANOPY ABOVE	= 上層簷篷	HR	= Hose Reel 消防喉轆



Scale 比例
0M/米 5M/米

Floor plans of residential properties in the development

發展項目的住宅物業的樓面平面圖

Tower 22 座 1/F - 3/F 1樓-3樓

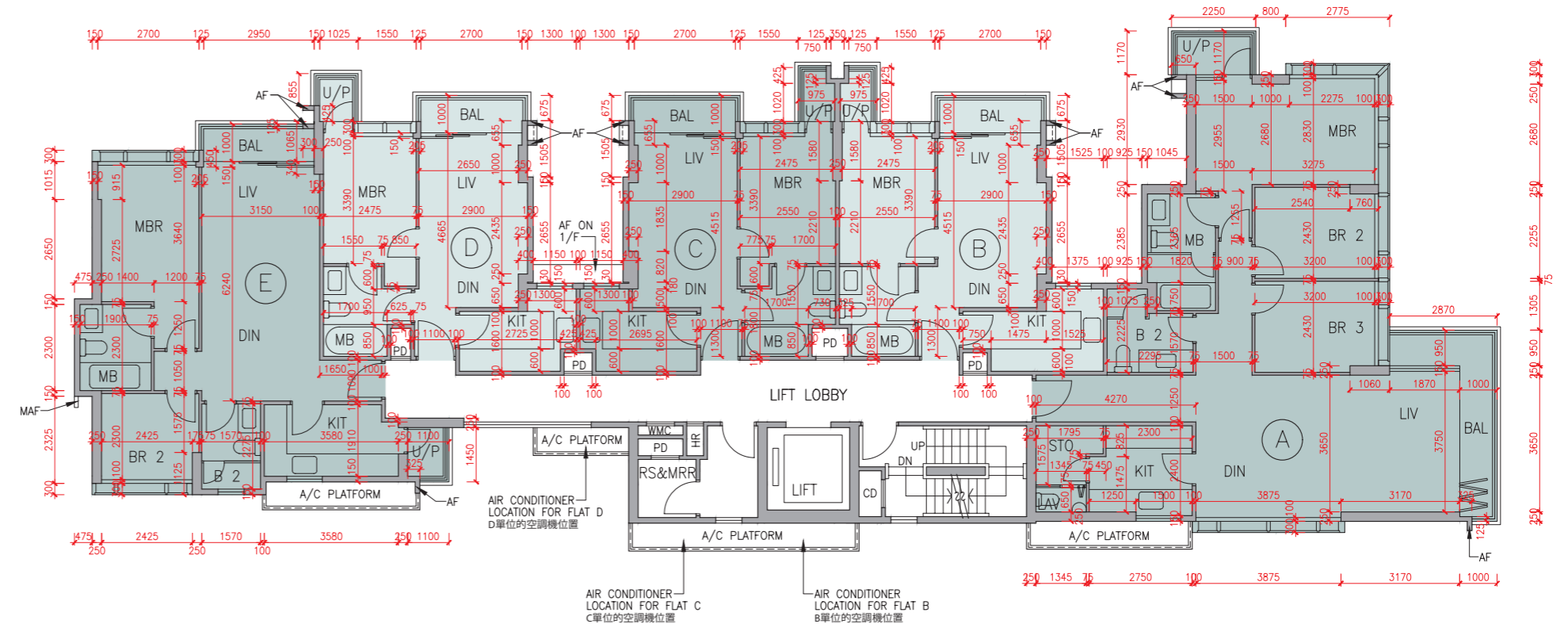
Description 描述	Flat 單位				
	A	B	C	D	E
Floor-to-floor height (refers to the height between the top surface of the structural slab of a floor and the top surface of the structural slab of its immediate upper floor) of each residential property (m) 每個住宅物業的層與層之間的高度(指該樓層之石屎地台面與上一層石屎地台面之高度距離)(米)	1/F-2/F 1樓-2樓	3.500			
	3/F 3樓	3.500 3.550 3.850	3.500 3.850 3.900	3.500 3.550 3.850	
	1/F-2/F 1樓-2樓	150 175	150 175 225	150 175 250	
Thickness of the floor slabs (excluding plaster) of each residential property (mm) 每個住宅物業的樓板(不包括灰泥)的厚度(毫米)	3/F 3樓	150 175	150 175 225	150 175 175	

The internal areas of the residential properties on the upper floors will generally be slightly larger than those on the lower floors because of the reducing thickness of the structural walls on the upper floors.

因住宅物業的較高樓層的結構牆的厚度遞減，較高樓層的內部面積，一般比較低樓層的內部面積稍大。

Remark: The dimensions in the floor plans are all structural dimensions in millimetre.

備註：樓面平面圖之尺規所列數字為以毫米標示之建築結構尺寸。



LEGEND 2 圖例 2

JACUZZI = 按摩池	RS & MRR = Refuse Storage & Material Recovery Room 垃圾及物料回收室
KIT = Kitchen 廚房	SKYLIGHT = 天窗
LAV = Lavatory 洗手間	SV = Smoke Vent 排煙口
LIFT = 升降機	STO = Store 儲物房
LIFT LOBBY = 升降機大堂	SWIMMING POOL = 游泳池
LIFT SHAFT = 升降機槽	TOP OF BALCONY = 下層露台上蓋
LIV = Living Room 客廳	TOP OF CURTAIN WALL = 幕牆頂部
LIV / DIN = Living / Dining Room 客/飯廳	TOP OF U/P = Top of Utility Platform 下層工作平台上蓋
MAF = Metal Architectural Feature 金屬建築裝飾	UP = Up 上
MBR = Master Bedroom 主人睡房	U/P = Utility Platform 工作平台
MB = Master Bathroom 主人浴室	U/P ABOVE = Utility Platform Above 上層工作平台
OPEN PIPE WELL = 開放式管道井	VOID = 中空
OWM = Openable Window For Maintenance 維修窗口	VOID ABOVE = 上層中空
PANTRY = 備餐間	WALK-IN CLOSET = 衣帽間
PLANTER = 花槽	WMC = Water Meter Cabinet 水錶箱
PITCHED ROOF = 斜天台	WMR = Water Meter Room 水錶房
PD = Pipe Duct 管道槽	
PLANTER = 花槽	
ROOF = 天台	

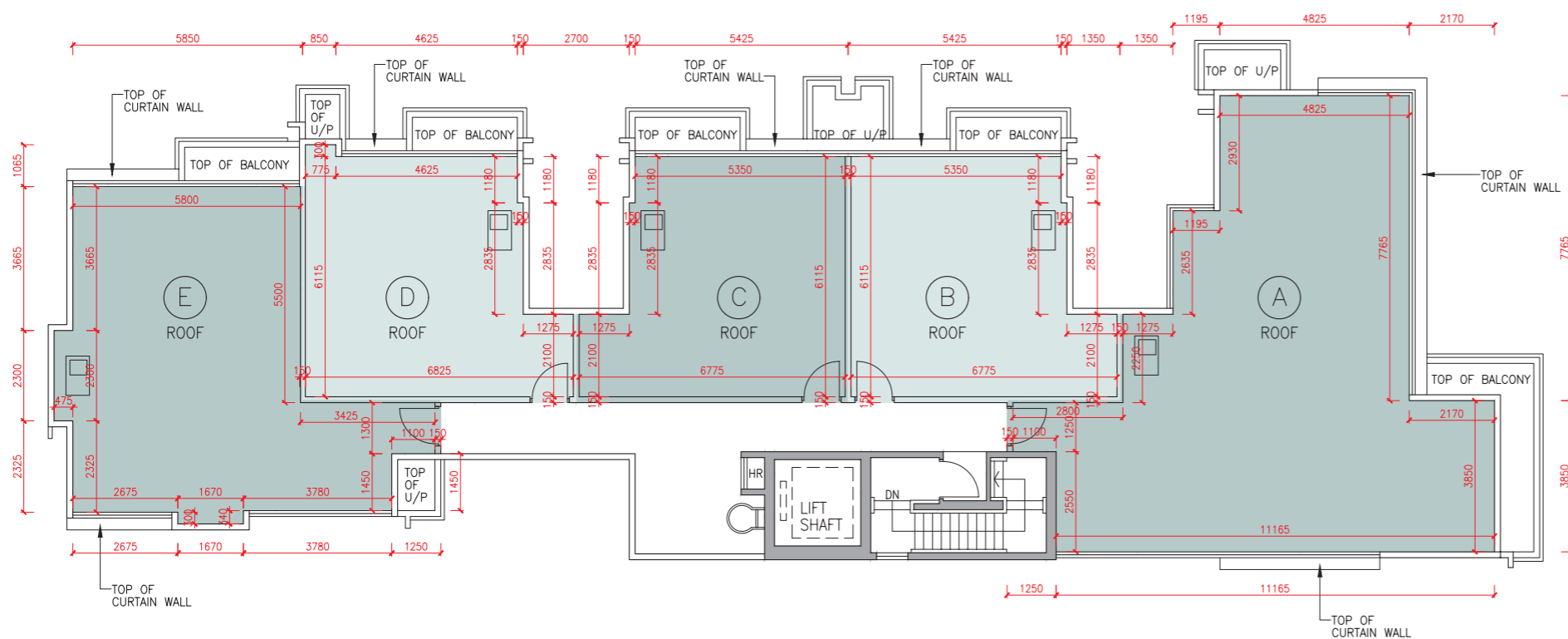


Scale 比例
0M/米 5M/米

Floor plans of residential properties in the development

發展項目的住宅物業的樓面平面圖

Tower 22 座 Roof 天台



The internal areas of the residential properties on the upper floors will generally be slightly larger than those on the lower floors because of the reducing thickness of the structural walls on the upper floors.

因住宅物業的較高樓層的結構牆的厚度遞減，較高樓層的內部面積，一般比較低樓層的內部面積稍大。

Remark: The dimensions in the floor plans are all structural dimensions in millimetre.
備註：樓面平面圖之尺規所列數字為以毫米標示之建築結構尺寸。

LEGEND | 圖例 1

A/C PLANT ROOM (UNCOVERED)	= Air Conditioner Plant Room (uncovered) 空調機房 (沒有上蓋)	CD	= Cable Duct 電線管道槽
A/C PLANT ROOM	= Air Conditioner Plant Room 空調機房	CFR	= Common Flat Roof 公用平台
A/C PLATFORM	= Air Conditioner Platform 空調機平台	CPR	= Common Pitched Roof 公用傾斜屋頂
A/C PLATFORM ABOVE	= Air Conditioner Platform Above 上層空調機平台	CONS	= Conservatory 溫室
ACOUSTIC FIN	= 隔音牆	CURTAINWALL ABOVE	= 上方之幕牆
AD	= Air Duct 通風管道槽	DN	= Down 下
AF	= Architectural Feature 建築裝飾	DIN	= Dining Room 飯廳
AF ABOVE	= Architectural Feature Above 上層建築裝飾	DOG HOUSE	= Mechanical & Electrical Services Duct Connecting to the Floor Below 連接下層的機電設施管道
AF ON I/F	= 建築裝飾於1樓	DPMR	= Drainage Pipe Maintenance Room 排水管維修房
B	= Bathroom 浴室	ELV	= Extra Low Voltage Duct 低電壓管道
BAL	= Balcony 露台	EMR	= Electricity Meter Room 電錶房
BALCONY ABOVE	= Balcony above 上層露台	ENTRANCE HALL	= 入口大堂
BR	= Bedroom 睡房	FAMILY ROOM	= 家庭廳
BUILDING LINE ABOVE	= 上方之建築邊線	FLAT ROOF	= 平台
CANOPY	= 簷篷	GARDEN	= 花園
CANOPY ABOVE	= 上層簷篷	HR	= Hose Reel 消防喉轆



Scale 比例
0M/米 5M/米

Floor plans of residential properties in the development

發展項目的住宅物業的樓面平面圖

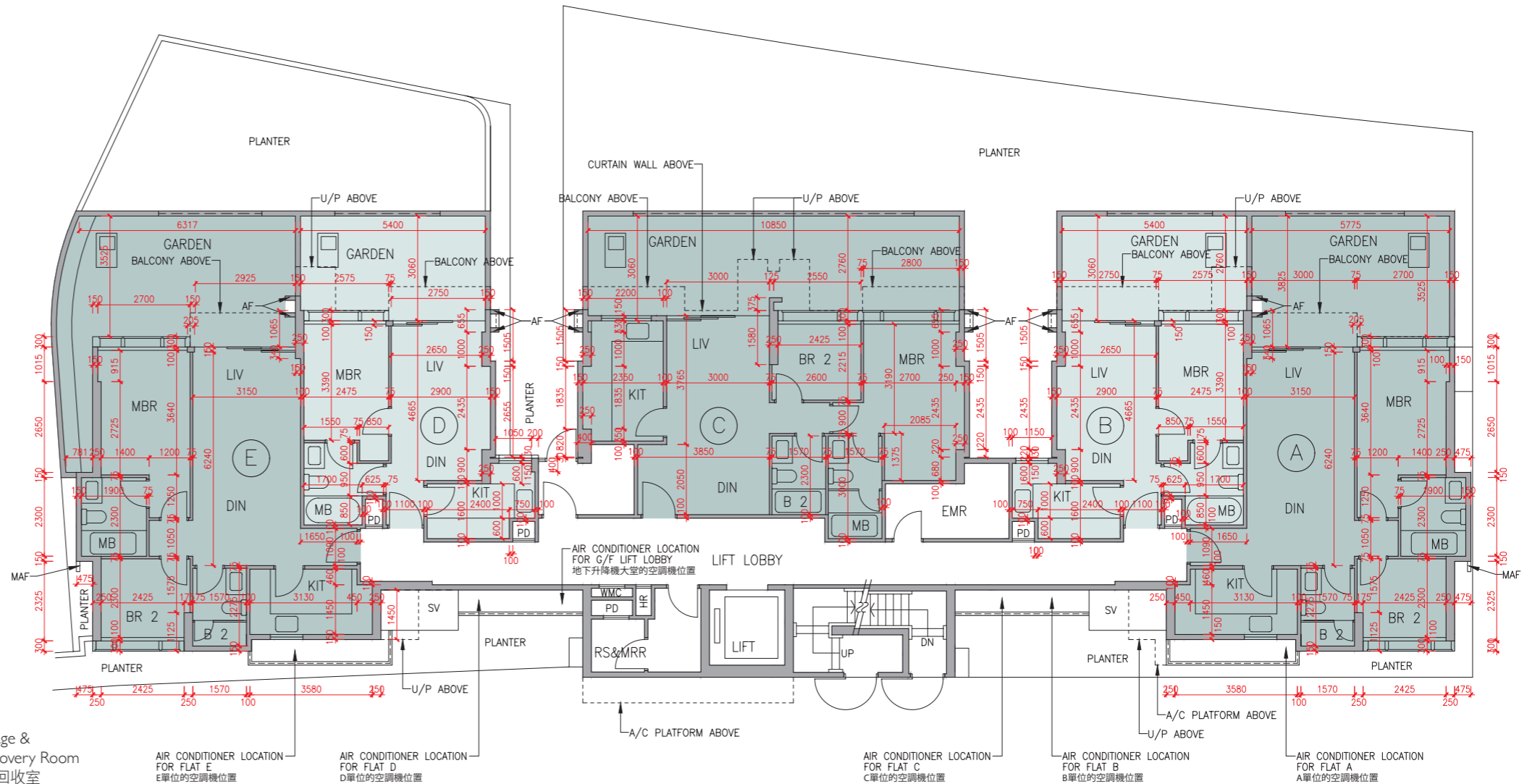
Tower 23 座 G/F 地下

Description 描述	Flat 單位					
	A	B	C	D	E	
Floor-to-floor height (refers to the height between the top surface of the structural slab of a floor and the top surface of the structural slab of its immediate upper floor) of each residential property (m) 每個住宅物業的層與層之間的高度 (指該樓層之石屎地台面與上一層石屎地台面之高度距離)(米)	G/F 地下	3.150	3.100	3.100	3.100	3.150
		3.390				3.390
		3.450	3.100	3.390	3.150	3.450
		3.500	3.390	3.500	3.390	3.500
		3.600	3.500	3.550	3.500	3.600
		3.900		3.950	3.550	3.950
Thickness of the floor slabs (excluding plaster) of each residential property (mm) 每個住宅物業的樓板 (不包括灰泥)的厚度(毫米)	G/F 地下	150	150	150	150	150
		225		175		225
		250		225		250

The internal areas of the residential properties on the upper floors will generally be slightly larger than those on the lower floors because of the reducing thickness of the structural walls on the upper floors.

因住宅物業的較高樓層的結構牆的厚度遞減，較高樓層的內部面積，一般比較低樓層的內部面積稍大。

Remark: The dimensions in the floor plans are all structural dimensions in millimetre.
備註：樓面平面圖之尺規所列數字為以毫米標示之建築結構尺寸。



LEGEND 2 圖例 2

JACUZZI = 按摩池	RS & MRR = Refuse Storage & Material Recovery Room 垃圾及物料回收室
KIT = Kitchen 廚房	SKYLIGHT = 天窗
LAV = Lavatory 洗手間	SV = Smoke Vent 排煙口
LIFT = 升降機	STO = Store 儲物房
LIFT LOBBY = 升降機大堂	SWIMMING POOL = 游泳池
LIFT SHAFT = 升降機槽	TOP OF BALCONY = 下層露台上蓋
LIV = Living Room 客廳	TOP OF CURTAIN WALL = 幕牆頂部
LIV / DIN = Living / Dining Room 客/飯廳	TOP OF U/P = Top of Utility Platform 下層工作平台上蓋
MAF = Metal Architectural Feature 金屬建築裝飾	UP = Up 上
MBR = Master Bedroom 主人睡房	U/P = Utility Platform 工作平台
MB = Master Bathroom 主人浴室	U/P ABOVE = Utility Platform Above 上層工作平台
OPEN PIPE WELL = 開放式管道井	VOID = 中空
OWM = Openable Window For Maintenance 維修窗口	VOID ABOVE = 上層中空
PANTRY = 備餐間	WALK-IN CLOSET = 衣帽間
PLANTER = 花槽	WMC = Water Meter Cabinet 水錶箱
PITCHED ROOF = 斜天台	WMR = Water Meter Room 水錶房
PD = Pipe Duct 管道槽	
PLANTER = 花槽	
ROOF = 天台	



Scale 比例
0M/米 5M/米

Floor plans of residential properties in the development

發展項目的住宅物業的樓面平面圖

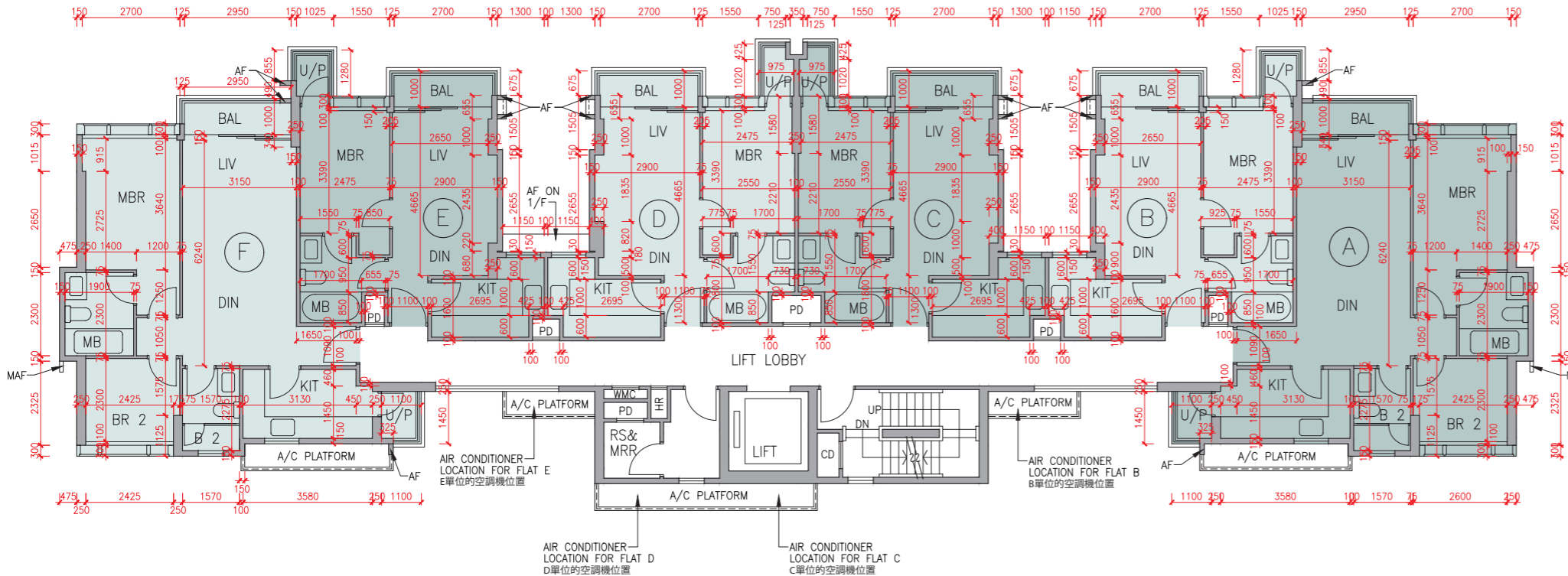
Tower 23 座 I/F - 3/F 1樓-3樓

Description 描述	Flat 單位					
	A	B	C	D	E	F
Floor-to-floor height (refers to the height between the top surface of the structural slab of a floor and the top surface of the structural slab of its immediate upper floor) of each residential property (m) 每個住宅物業的層與層之間的高度(指該樓層之石屎地台面與上一層石屎地台面之高度距離)(米)	3.500					
	1/F-2/F 1樓-2樓	3.500				3.500
	3/F 3樓	3.550 3.850	3.850 3.900		3.550 3.850	
Thickness of the floor slabs (excluding plaster) of each residential property (mm) 每個住宅物業的樓板(不包括灰泥)的厚度(毫米)	1/F-2/F 1樓-2樓	150 175 225	150 175 225		150 175 225	
	3/F 3樓	150 175 225	150 175 225		150 175 225	

The internal areas of the residential properties on the upper floors will generally be slightly larger than those on the lower floors because of the reducing thickness of the structural walls on the upper floors.

因住宅物業的較高樓層的結構牆的厚度遞減，較高樓層的內部面積，一般比較低樓層的內部面積稍大。

Remark: The dimensions in the floor plans are all structural dimensions in millimetre.
備註：樓面平面圖之尺規所列數字為以毫米標示之建築結構尺寸。



LEGEND | 圖例 1

- | | |
|--|---|
| A/C PLANT ROOM (UNCOVERED) = Air Conditioner Plant Room (uncovered) 空調機房(沒有上蓋) | CD = Cable Duct 電線管道槽 |
| A/C PLANT ROOM = Air Conditioner Plant Room 空調機房 | CFR = Common Flat Roof 公用平台 |
| A/C PLATFORM = Air Conditioner Platform 空調機平台 | CPR = Common Pitched Roof 公用傾斜屋頂 |
| A/C PLATFORM ABOVE = Air Conditioner Platform Above 上層空調機平台 | CONS = Conservatory 溫室 |
| ACOUSTIC FIN = 隔音牆 | CURTAIN WALL ABOVE = 上方之幕牆 |
| AD = Air Duct 通風管道槽 | DN = Down 下 |
| AF = Architectural Feature 建築裝飾 | DIN = Dining Room 飯廳 |
| AF ABOVE = Architectural Feature Above 上層建築裝飾 | DOG HOUSE = Mechanical & Electrical Services Duct Connecting to the Floor Below 連接下層的機電設施管道 |
| AF ON I/F = 建築裝飾於1樓 | DPMR = Drainage Pipe Maintenance Room 排水管維修房 |
| B = Bathroom 浴室 | ELV = Extra Low Voltage Duct 低電壓管道 |
| BAL = Balcony 露台 | EMR = Electricity Meter Room 電錶房 |
| BALCONY ABOVE = Balcony above 上層露台 | ENTRANCE HALL = 入口大堂 |
| BR = Bedroom 睡房 | FAMILY ROOM = 家庭廳 |
| BUILDING LINE ABOVE = 上方之建築邊線 | FLAT ROOF = 平台 |
| CANOPY = 簷篷 | GARDEN = 花園 |
| CANOPY ABOVE = 上層簷篷 | HR = Hose Reel 消防喉轆 |



Scale 比例
0M/米 5M/米

Floor plans of residential properties in the development

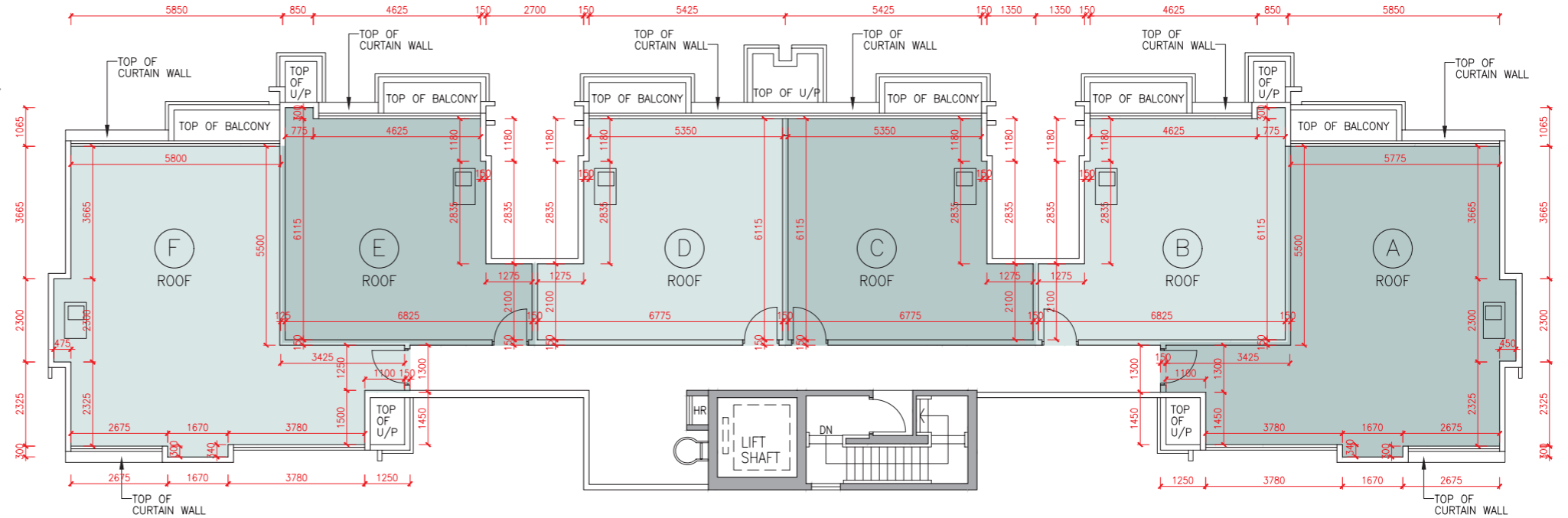
發展項目的住宅物業的樓面平面圖

Tower 23 座 Roof 天台

The internal areas of the residential properties on the upper floors will generally be slightly larger than those on the lower floors because of the reducing thickness of the structural walls on the upper floors.

因住宅物業的較高樓層的結構牆的厚度遞減，較高樓層的內部面積，一般比較低樓層的內部面積稍大。

Remark: The dimensions in the floor plans are all structural dimensions in millimetre.
備註：樓面平面圖之尺規所列數字為以毫米標示之建築結構尺寸。



LEGEND 2 圖例 2

JACUZZI	= 按摩池	RS & MRR	= Refuse Storage & Material Recovery Room 垃圾及物料回收室
KIT	= Kitchen 廚房	SKYLIGHT	= 天窗
LAV	= Lavatory 洗手間	SV	= Smoke Vent 排煙口
LIFT	= 升降機	STO	= Store 儲物房
LIFT LOBBY	= 升降機大堂	SWIMMING POOL	= 游泳池
LIFT SHAFT	= 升降機槽	TOP OF BALCONY	= 下層露台上蓋
LIV	= Living Room 客廳	TOP OF CURTAIN WALL	= 幕牆頂部
LIV / DIN	= Living / Dining Room 客/飯廳	TOP OF U/P	= Top of Utility Platform 下層工作平台上蓋
MAF	= Metal Architectural Feature 金屬建築裝飾	UP	= Up 上
MBR	= Master Bedroom 主人睡房	U/P	= Utility Platform 工作平台
MB	= Master Bathroom 主人浴室	U/P ABOVE	= Utility Platform Above 上層工作平台
OPEN PIPE WELL	= 開放式管道井	VOID	= 中空
OWM	= Openable Window For Maintenance 維修窗口	VOID ABOVE	= 上層中空
PANTRY	= 備餐間	WALK-IN CLOSET	= 衣帽間
PLANTER	= 花槽	WMC	= Water Meter Cabinet 水錶箱
PITCHED ROOF	= 斜天台	WMR	= Water Meter Room 水錶房
PD	= Pipe Duct 管道槽		
PLANTER	= 花槽		
ROOF	= 天台		

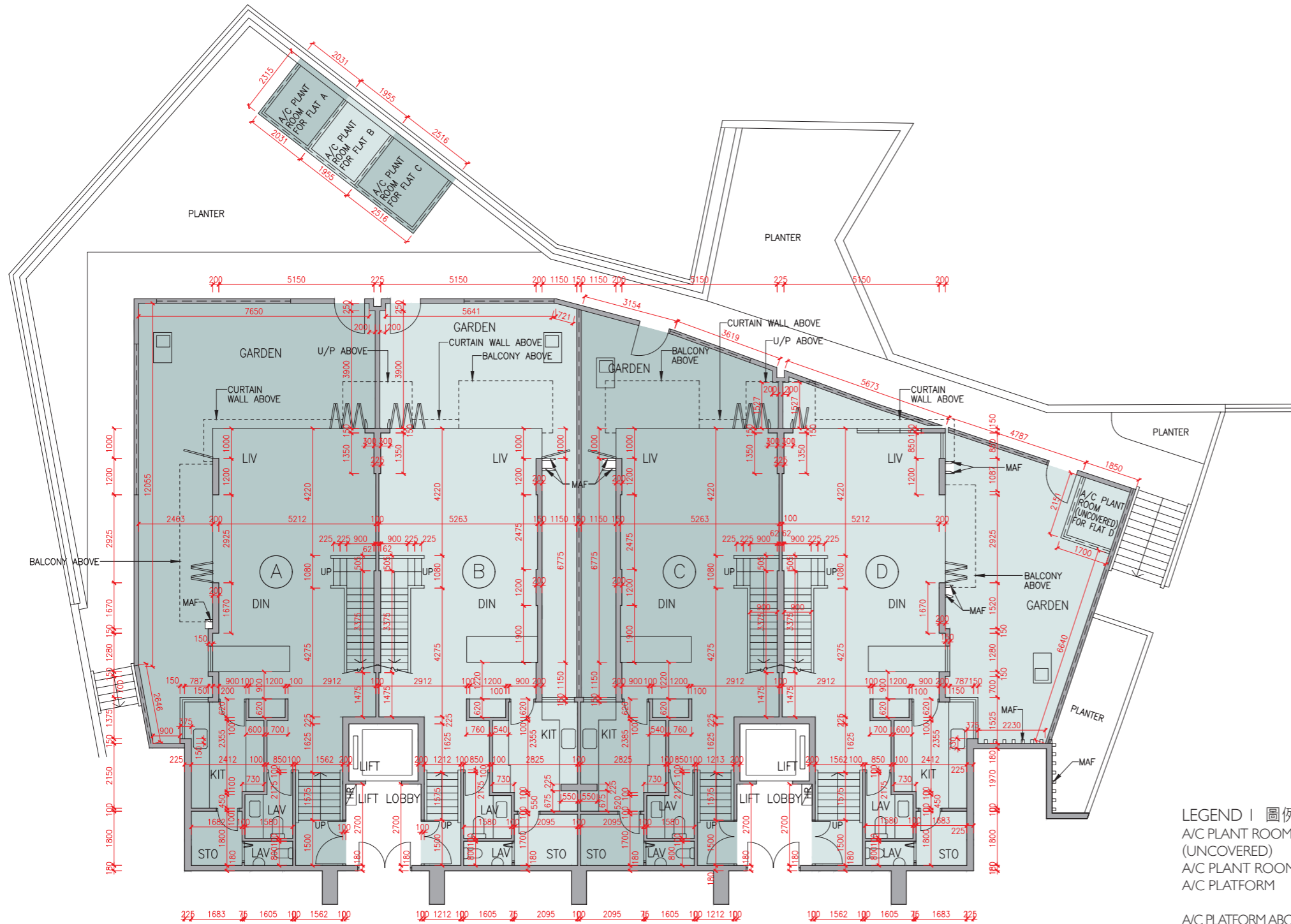


Scale 比例
0M/米 5M/米

Floor plans of residential properties in the development

發展項目的住宅物業的樓面平面圖

Tower 25 座 LG/F 地下低層



Description 描述	Flat 單位					
	A	B	C	D		
Floor-to-floor height (refers to the height between the top surface of the structural slab of a floor and the top surface of the structural slab of its immediate upper floor) of each residential property (m) 每個住宅物業的層與層之間的高度(指該樓層之石屎地台面與上一層石屎地台面之高度距離)(米)	LG/F 地下低層	3.150	3.390	3.500	3.700	
		4.050	4.800	5.100		
	Thickness of the floor slabs (excluding plaster) of each residential property (mm) 每個住宅物業的樓板(不包括灰泥)的厚度(毫米)	LG/F 地下低層	150	150	150	
			200	200	200	
			225	225	225	
			275	300	275	

The internal areas of the residential properties on the upper floors will generally be slightly larger than those on the lower floors because of the reducing thickness of the structural walls on the upper floors.

因住宅物業的較高樓層的結構牆的厚度遞減，較高樓層的內部面積，一般比較低樓層的內部面積稍大。

Remark: The dimensions in the floor plans are all structural dimensions in millimetre.
備註：樓面平面圖之尺規所列數字為以毫米標示之建築結構尺寸。

LEGEND | 圖例 1

A/C PLANT ROOM (UNCOVERED)	= Air Conditioner Plant Room (uncovered) 空調機房(沒有上蓋)	CD	= Cable Duct 電線管道槽
A/C PLANT ROOM	= Air Conditioner Plant Room 空調機房	CFR	= Common Flat Roof 公用平台
A/C PLATFORM	= Air Conditioner Platform 空調機平台	CPR	= Common Pitched Roof 公用傾斜屋頂
A/C PLATFORM ABOVE	= Air Conditioner Platform Above 上層空調機平台	CONS	= Conservatory 溫室
ACOUSTIC FIN	= 隔音牆	CURTAIN WALL ABOVE	= 上方之幕牆
AD	= Air Duct 通風管道槽	DN	= Down 下
AF	= Architectural Feature 建築裝飾	DIN	= Dining Room 飯廳
AF ABOVE	= Architectural Feature Above 上層建築裝飾	DOG HOUSE	= Mechanical & Electrical Services Duct Connecting to the Floor Below 連接下層的機電設施管道
AF ON I/F	= 建築裝飾於1樓	DPMR	= Drainage Pipe Maintenance Room 排水管維修房
B	= Bathroom 浴室	ELV	= Extra Low Voltage Duct 低電壓管道
BAL	= Balcony 露台	EMR	= Electricity Meter Room 電錶房
BALCONY ABOVE	= Balcony above 上層露台	ENTRANCE HALL	= 入口大堂
BR	= Bedroom 睡房	FAMILY ROOM	= 家庭廳
BUILDING LINE ABOVE	= 上方之建築邊線	FLAT ROOF	= 平台
CANOPY	= 簷篷	GARDEN	= 花園
CANOPY ABOVE	= 上層簷篷	HR	= Hose Reel 消防喉轆



Scale 比例
0M/米 5M/米

Floor plans of residential properties in the development

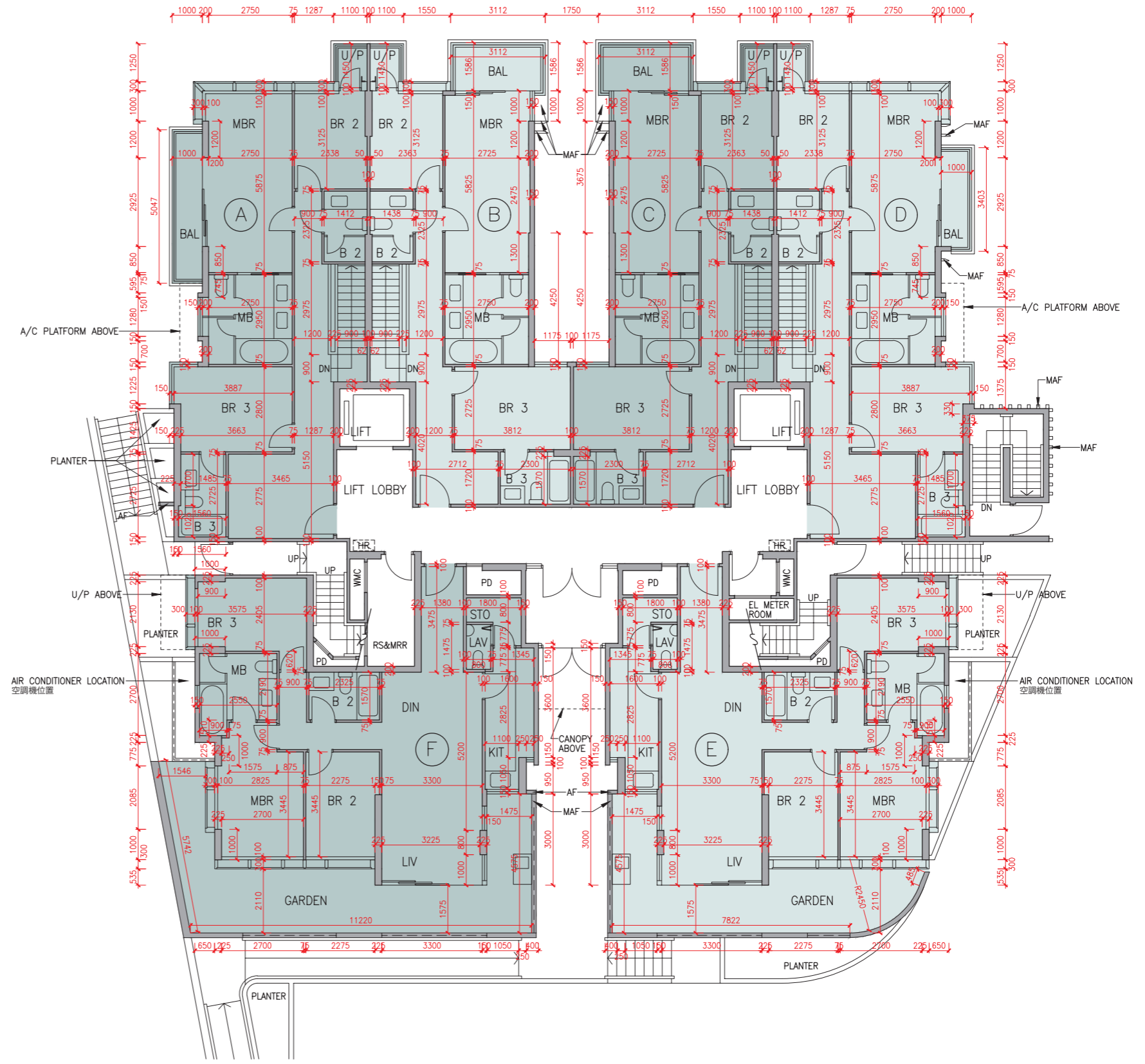
發展項目的住宅物業的樓面平面圖

Tower 25 座 G/F 地下

Description 描述	Flat 單位					
	A	B	C	D	E	F
Floor-to-floor height (refers to the height between the top surface of the structural slab of a floor and the top surface of the structural slab of its immediate upper floor) of each residential property (m) 每個住宅物業的層與層之間的高度(指該樓層之石屎地台面與上一層石屎地台面之高度距離)(米)	3.150	3.150	3.150			
	3.210	3.200	3.210		3.150	
	3.250	3.250	3.250		3.500	
	3.500	3.500	3.500		3.850	
	3.560	3.560	3.560			
	3.850	3.850	3.850			
Thickness of the floor slabs (excluding plaster) of each residential property (mm) 每個住宅物業的樓板(不包括灰泥)的厚度(毫米)		150			150	
		175			175	
		200			200	
		300			200	

The internal areas of the residential properties on the upper floors will generally be slightly larger than those on the lower floors because of the reducing thickness of the structural walls on the upper floors.
因住宅物業的較高樓層的結構牆的厚度遞減，較高樓層的內部面積，一般比較低樓層的內部面積稍大。

Remark: The dimensions in the floor plans are all structural dimensions in millimetre.
備註：樓面平面圖之尺規所列數字為以毫米標示之建築結構尺寸。



LEGEND 2 圖例 2

- | | |
|--|---|
| JACUZZI = 按摩池 | RS & MRR = Refuse Storage & Material Recovery Room 垃圾及物料回收室 |
| KIT = Kitchen 廚房 | SKYLIGHT = 天窗 |
| LAV = Lavatory 洗手間 | SV = Smoke Vent 排煙口 |
| LIFT = 升降機 | STO = Store 儲物房 |
| LIFT LOBBY = 升降機大堂 | SWIMMING POOL = 游泳池 |
| LIFT SHAFT = 升降機槽 | TOP OF BALCONY = 下層露台上蓋 |
| LIV = Living Room 客廳 | TOP OF CURTAIN WALL = 幕牆頂部 |
| LIV / DIN = Living / Dining Room 客/飯廳 | TOP OF U/P = Top of Utility Platform 下層工作平台上蓋 |
| MAF = Metal Architectural Feature 金屬建築裝飾 | UP = Up 上 |
| MBR = Master Bedroom 主人睡房 | U/P = Utility Platform 工作平台 |
| MB = Master Bathroom 主人浴室 | U/P ABOVE = Utility Platform Above 上層工作平台 |
| OPEN PIPE WELL = 開放式管道井 | VOID = 中空 |
| OWM = Openable Window For Maintenance 維修窗口 | VOID ABOVE = 上層中空 |
| PANTRY = 備餐間 | WALK-IN CLOSET = 衣帽間 |
| PLANTER = 花槽 | WMC = Water Meter Cabinet 水錶箱 |
| PITCHED ROOF = 斜天台 | WMR = Water Meter Room 水錶房 |
| PD = Pipe Duct 管道槽 | |
| PLANTER = 花槽 | |
| ROOF = 天台 | |

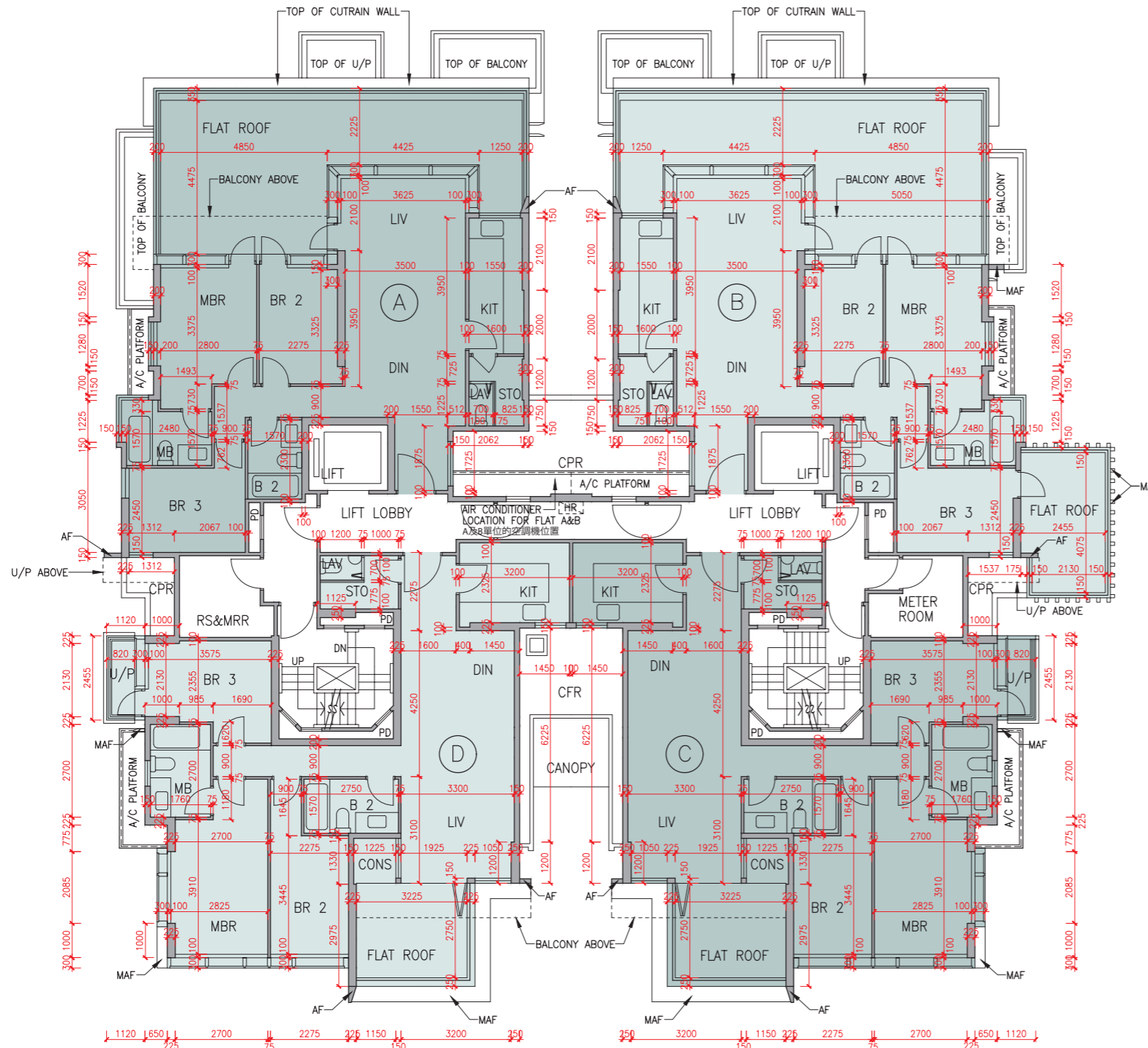


Scale 比例
0M/米 5M/米

Floor plans of residential properties in the development

發展項目的住宅物業的樓面平面圖

Tower 25 座 I/F 1樓



Description 描述	Flat 單位			
	A	B	C	D
Floor-to-floor height (refers to the height between the top surface of the structural slab of a floor and the top surface of the structural slab of its immediate upper floor) of each residential property (m) 每個住宅物業的層與層之間的高度(指該樓層之石屎地台面與上一層石屎地台面之高度距離)(米)	3.450	3.500	3.600	3.850
Thickness of the floor slabs (excluding plaster) of each residential property (mm) 每個住宅物業的樓板(不包括灰泥)的厚度(毫米)	150	175	200	

The internal areas of the residential properties on the upper floors will generally be slightly larger than those on the lower floors because of the reducing thickness of the structural walls on the upper floors.

因住宅物業的較高樓層的結構牆的厚度遞減，較高樓層的內部面積，一般比較低樓層的內部面積稍大。

Remarks : 1. The dimensions in the floor plans are all structural dimensions in millimetre.
2. The conservatory, if any, forms part of a residential property, is not common part of the Development. Where applicable, the saleable area of the relevant residential properties specified in the section "Area of Residential Properties in the Development" already includes the floor areas of such conservatory. The Authorised Person for the Development has certified that (a) there is no restriction on the usage of such conservatory which will affect owner's enjoyment of the relevant residential property and (b) such conservatory is made for the exclusive use of the owner of the relevant residential property.

備註：1. 樓面平面圖之尺規所列數字為以毫米標示之建築結構尺寸。
2. 溫室(如有)屬住宅物業一部分，並非發展項目之公用部分。如適用，在「發展項目中的住宅物業的面積」部份內所列出的有關住宅物業之實用面積包括該溫室之樓面面積。發展項目的認可人士已證明溫室(a)在使用上沒有限制亦不會對相關住宅物業業主享用該住宅物業造成影響及(b)是專供相關住宅物業業主使用而設。

LEGEND | 圖例 1

A/C PLANT ROOM (UNCOVERED)	= Air Conditioner Plant Room (uncovered) 空調機房(沒有上蓋)	CD	= Cable Duct 電線管道槽
A/C PLANT ROOM	= Air Conditioner Plant Room 空調機房	CFR	= Common Flat Roof 公用平台
A/C PLATFORM	= Air Conditioner Platform 空調機平台	CPR	= Common Pitched Roof 公用傾斜屋頂
A/C PLATFORM ABOVE	= Air Conditioner Platform Above 上層空調機平台	CONS	= Conservatory 溫室
ACOUSTIC FIN	= 隔音牆	CURTAIN WALL ABOVE	= 上方之幕牆
AD	= Air Duct 通風管道槽	DN	= Down 下
AF	= Architectural Feature 建築裝飾	DIN	= Dining Room 飯廳
AF ABOVE	= Architectural Feature Above 上層建築裝飾	DOG HOUSE	= Mechanical & Electrical Services Duct Connecting to the Floor Below 連接下層的機電設施管道
AF ON I/F	= 建築裝飾於1樓	DPMR	= Drainage Pipe Maintenance Room 排水管維修房
B	= Bathroom 浴室	ELV	= Extra Low Voltage Duct 低電壓管道
BAL	= Balcony 露台	EMR	= Electricity Meter Room 電錶房
BALCONY ABOVE	= Balcony above 上層露台	ENTRANCE HALL	= 入口大堂
BR	= Bedroom 睡房	FAMILY ROOM	= 家庭廳
BUILDING LINE ABOVE	= 上方之建築邊線	FLAT ROOF	= 平台
CANOPY	= 簷篷	GARDEN	= 花園
CANOPY ABOVE	= 上層簷篷	HR	= Hose Reel 消防喉轆



Scale 比例
0M/米 5M/米

發展項目的住宅物業的樓面平面圖

Tower 25 座 2/F - 3/F 2樓-3樓

Description 描述		Flat 單位			
		A	B	C	D
Floor-to-floor height (refers to the height between the top surface of the structural slab of a floor and the top surface of the structural slab of its immediate upper floor) of each residential property (m) 每個住宅物業的層與層之間的高度 (指該樓層之石屎地台面與上一層石屎地台面之高度距離)(米)	2/F 2樓	3.500			
	3/F 3樓	3.500	3.560	3.850	
Thickness of the floor slabs (excluding plaster) of each residential property (mm) 每個住宅物業的樓板 (不包括灰泥)的厚度(毫米)	2/F 2樓	150	175	150	
	3/F 3樓	200	300	150	200

The internal areas of the residential properties on the upper floors will generally be slightly larger than those on the lower floors because of the reducing thickness of the structural walls on the upper floors.

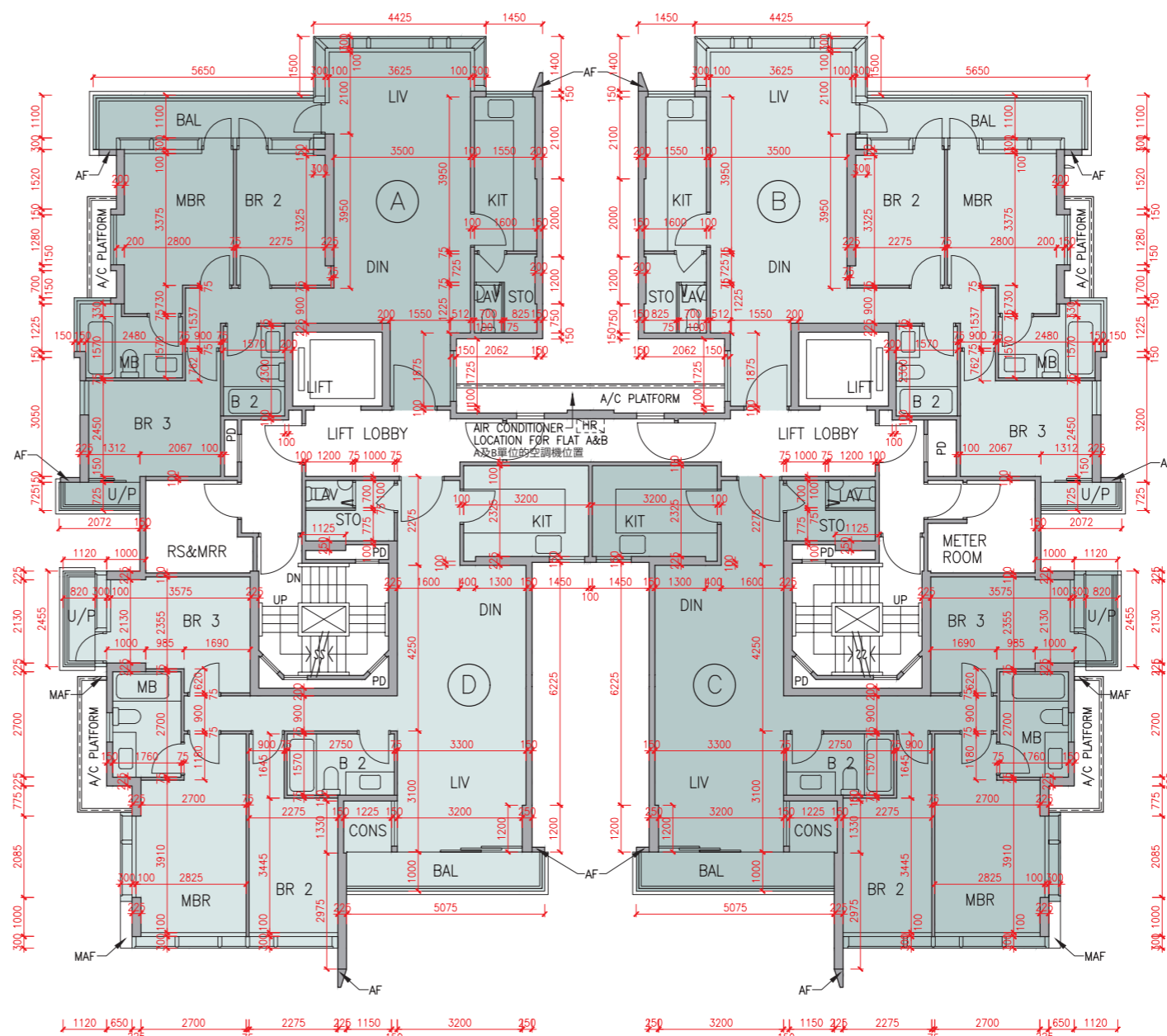
因住宅物業的較高樓層的結構牆的厚度遞減，較高樓層的內部面積，一般比較低樓層的內部面積稍大。

- Remarks: 1. The dimensions in the floor plans are all structural dimensions in millimetre.
2. The conservatory, if any, forms part of a residential property, is not common part of the Development. Where applicable, the saleable area of the relevant residential properties specified in the section "Area of Residential Properties in the Development" already includes the floor areas of such conservatory. The Authorised Person for the Development has certified that (a) there is no restriction on the usage of such conservatory which will affect owner's enjoyment of the relevant residential property and (b) such conservatory is made for the exclusive use of the owner of the relevant residential property.

- 備註：1. 樓面平面圖之尺規所列數字為以毫米標示之建築結構尺寸。
2. 溫室(如有)屬住宅物業一部分，並非發展項目之公用部分。如適用，在「發展項目中的住宅物業的面積」部份內所列出的有關住宅物業之實用面積包括該溫室之樓面面積。發展項目的認可人士已證明溫室(a)在使用上沒有限制亦不會對相關住宅物業業主享用該住宅物業造成影響及(b)是專供相關住宅物業業主使用而設。

LEGEND 2 圖例 2

JACUZZI = 按摩池	RS & MRR = Refuse Storage & Material Recovery Room 垃圾及物料回收室
KIT = Kitchen 廚房	SKYLIGHT = 天窗
LAV = Lavatory 洗手間	SV = Smoke Vent 排煙口
LIFT = 升降機	STO = Store 儲物房
LIFT LOBBY = 升降機大堂	SWIMMING POOL = 游泳池
LIFT SHAFT = 升降機槽	TOP OF BALCONY = 下層露台上蓋
LIV = Living Room 客廳	TOP OF CURTAIN WALL = 幕牆頂部
LIV / DIN = Living / Dining Room 客/飯廳	TOP OF U/P = Top of Utility Platform 下層工作平台上蓋
MAF = Metal Architectural Feature 金屬建築裝飾	UP = Up 上
MBR = Master Bedroom 主人睡房	U/P = Utility Platform 工作平台
MB = Master Bathroom 主人浴室	U/P ABOVE = Utility Platform Above 上層工作平台
OPEN PIPE WELL = 開放式管道井	VOID = 中空
OWM = Openable Window For Maintenance 維修窗口	VOID ABOVE = 上層中空
PANTRY = 備餐間	WALK-IN CLOSET = 衣帽間
PLANTER = 花槽	WMC = Water Meter Cabinet 水錶箱
PITCHED ROOF = 斜天台	WMR = Water Meter Room 水錶房
PD = Pipe Duct 管道槽	
PLANTER = 花槽	
ROOF = 天台	



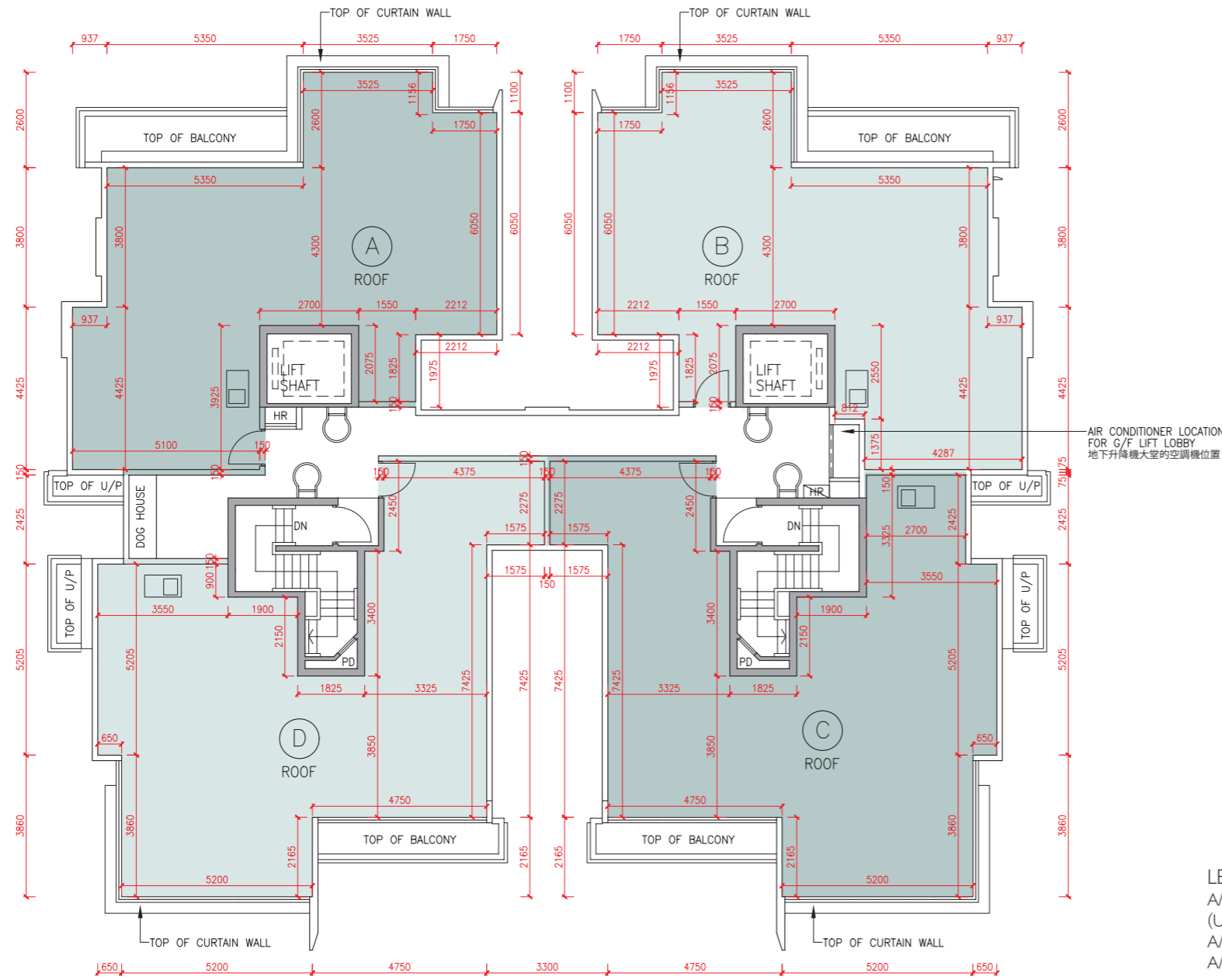
Scale 比例



Floor plans of residential properties in the development

發展項目的住宅物業的樓面平面圖

Tower 25 座 Roof 天台



The internal areas of the residential properties on the upper floors will generally be slightly larger than those on the lower floors because of the reducing thickness of the structural walls on the upper floors.

因住宅物業的較高樓層的結構牆的厚度遞減，較高樓層的內部面積，一般比較低樓層的內部面積稍大。

Remark: The dimensions in the floor plans are all structural dimensions in millimetre.
備註：樓面平面圖之尺規所列數字為以毫米標示之建築結構尺寸。

LEGEND | 圖例 1

A/C PLANT ROOM (UNCOVERED)	= Air Conditioner Plant Room (uncovered) 空調機房(沒有上蓋)	CD	= Cable Duct 電線管道槽
A/C PLANT ROOM	= Air Conditioner Plant Room 空調機房	CFR	= Common Flat Roof 公用平台
A/C PLATFORM	= Air Conditioner Platform 空調機平台	CPR	= Common Pitched Roof 公用傾斜屋頂
A/C PLATFORM ABOVE	= Air Conditioner Platform Above 上層空調機平台	CONS	= Conservatory 溫室
ACOUSTIC FIN	= 隔音牆	CURTAINWALL ABOVE	= 上方之幕牆
AD	= Air Duct 通風管道槽	DN	= Down 下
AF	= Architectural Feature 建築裝飾	DIN	= Dining Room 飯廳
AF ABOVE	= Architectural Feature Above 上層建築裝飾	DOG HOUSE	= Mechanical & Electrical Services Duct Connecting to the Floor Below 連接下層的機電設施管道
AF ON I/F	= 建築裝飾於1樓	DPMR	= Drainage Pipe Maintenance Room 排水管維修房
B	= Bathroom 浴室	ELV	= Extra Low Voltage Duct 低電壓管道
BAL	= Balcony 露台	EMR	= Electricity Meter Room 電錶房
BALCONY ABOVE	= Balcony above 上層露台	ENTRANCE HALL	= 入口大堂
BR	= Bedroom 睡房	FAMILY ROOM	= 家庭廳
BUILDING LINE ABOVE	= 上方之建築邊線	FLAT ROOF	= 平台
CANOPY	= 簷篷	GARDEN	= 花園
CANOPY ABOVE	= 上層簷篷	HR	= Hose Reel 消防喉轆



Scale 比例
0M/米 5M/米

Floor plans of residential properties in the development

發展項目的住宅物業的樓面平面圖

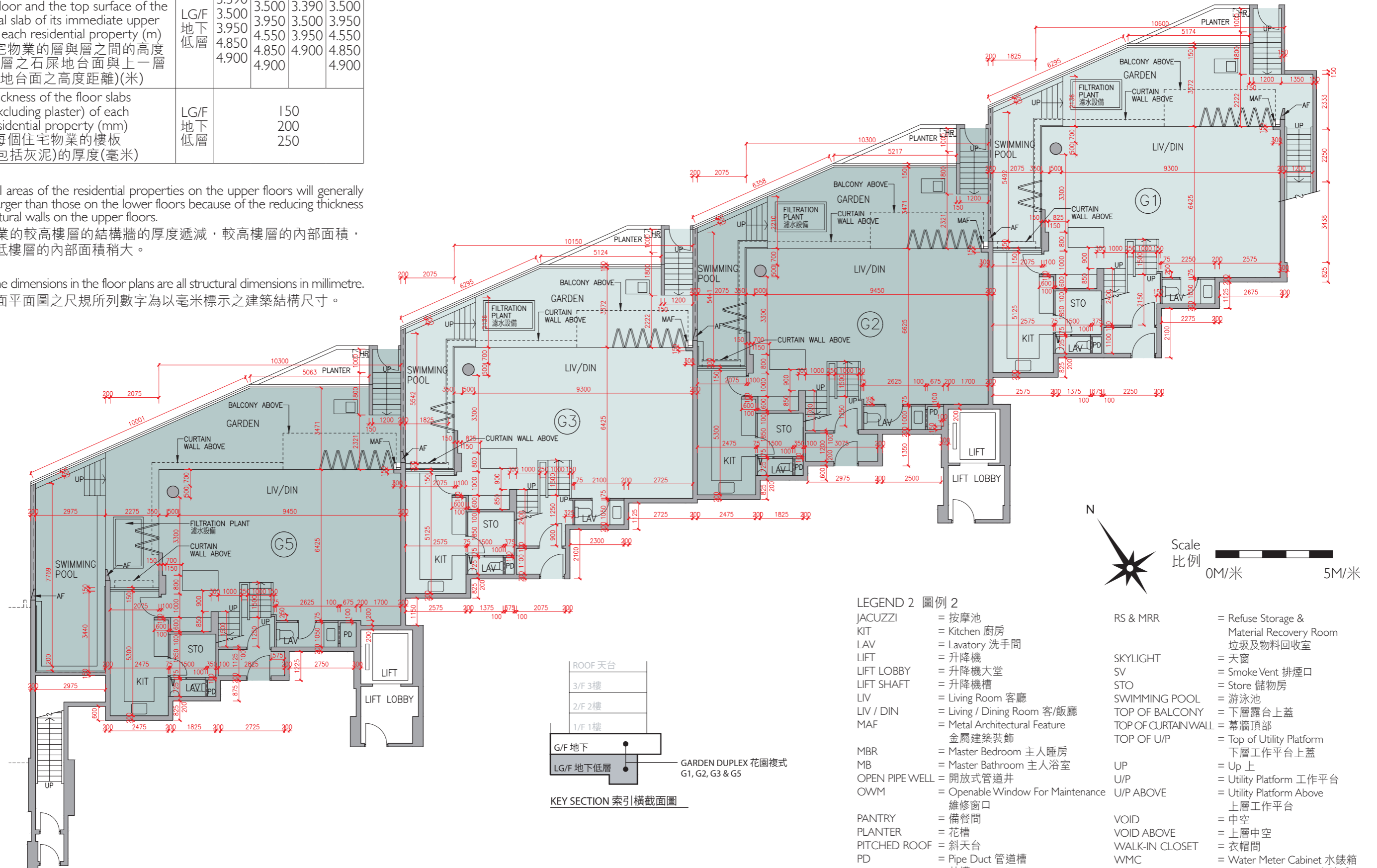
Block A 座 LG/F 地下低層

Description 描述	Residential Unit 單位				
	Garden Duplex 花園複式				
	G1	G2	G3	G5	
Floor-to-floor height (refers to the height between the top surface of the structural slab of a floor and the top surface of the structural slab of its immediate upper floor) of each residential property (m) 每個住宅物業的層與層之間的高度 (指該樓層之石屎地台面與上一層石屎地台面之高度距離)(米)	LG/F 地下低層	3.390	3.390	3.390	3.390
		3.500	3.500	3.500	3.500
		3.950	3.950	3.500	3.950
		4.850	4.550	3.950	4.550
		4.900	4.850	4.900	4.850
Thickness of the floor slabs (excluding plaster) of each residential property (mm) 每個住宅物業的樓板 (不包括灰泥)的厚度(毫米)	LG/F 地下低層	150	200	250	

The internal areas of the residential properties on the upper floors will generally be slightly larger than those on the lower floors because of the reducing thickness of the structural walls on the upper floors.

因住宅物業的較高樓層的結構牆的厚度遞減，較高樓層的內部面積，一般比較低樓層的內部面積稍大。

Remark: The dimensions in the floor plans are all structural dimensions in millimetre.
備註：樓面平面圖之尺規所列數字為以毫米標示之建築結構尺寸。



- LEGEND 2 圖例 2**
- JACUZZI = 按摩池
 - KIT = Kitchen 廚房
 - LAV = Lavatory 洗手間
 - LIFT = 升降機
 - LIFT LOBBY = 升降機大堂
 - LIFT SHAFT = 升降機槽
 - LIV = Living Room 客廳
 - LIV / DIN = Living / Dining Room 客/飯廳
 - MAF = Metal Architectural Feature 金屬建築裝飾
 - MBR = Master Bedroom 主人睡房
 - MB = Master Bathroom 主人浴室
 - OPEN PIPE WELL = 開放式管道井
 - OWM = Openable Window For Maintenance 維修窗口
 - PANTRY = 備餐間
 - PLANTER = 花槽
 - PITCHED ROOF = 斜天台
 - PD = Pipe Duct 管道槽
 - PLANTER = 花槽
 - ROOF = 天台
 - RS & MRR = Refuse Storage & Material Recovery Room 垃圾及物料回收室
 - SKYLIGHT = 天窗
 - SV = Smoke Vent 排煙口
 - STO = Store 儲物房
 - SWIMMING POOL = 游泳池
 - TOP OF BALCONY = 下層露台上蓋
 - TOP OF CURTAIN WALL = 幕牆頂部
 - TOP OF U/P = Top of Utility Platform 下層工作平台上蓋
 - UP = Up 上
 - U/P = Utility Platform 工作平台
 - U/P ABOVE = Utility Platform Above 上層工作平台
 - VOID = 中空
 - VOID ABOVE = 上層中空
 - WALK-IN CLOSET = 衣帽間
 - WMC = Water Meter Cabinet 水錶箱
 - WMR = Water Meter Room 水錶房

Floor plans of residential properties in the development

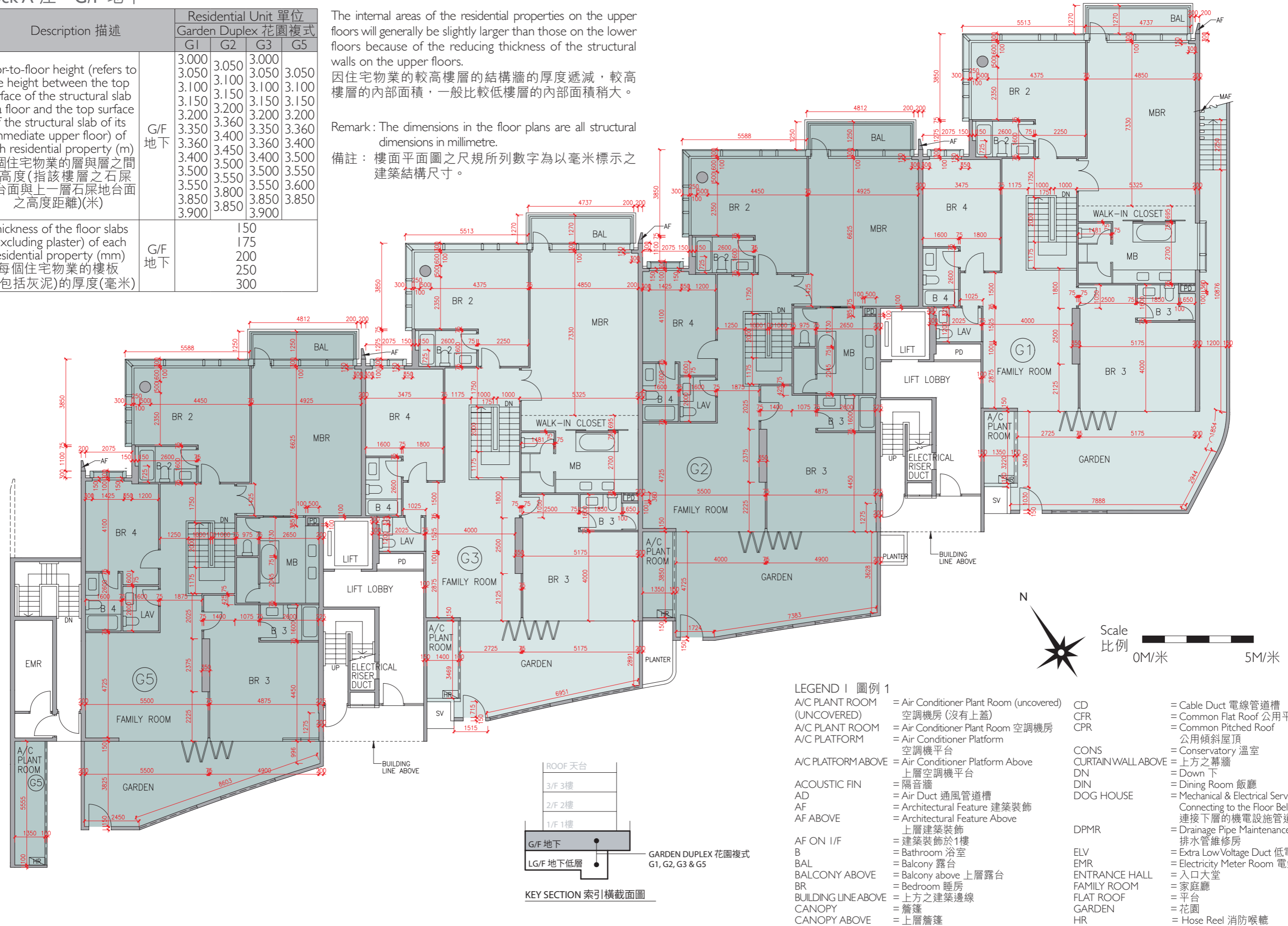
發展項目的住宅物業的樓面平面圖

Block A 座 G/F 地下

Description 描述	Residential Unit 單位			
	G1	G2	G3	G5
Floor-to-floor height (refers to the height between the top surface of the structural slab of a floor and the top surface of the structural slab of its immediate upper floor) of each residential property (m) 每個住宅物業的層與層之間的高度(指該樓層之石屎地台面與上一層石屎地台面之高度距離)(米)	3.000	3.050	3.000	3.050
	3.050	3.050	3.050	3.050
	3.100	3.100	3.100	3.100
	3.150	3.150	3.150	3.150
	3.200	3.200	3.200	3.200
	3.350	3.360	3.350	3.360
	3.360	3.400	3.360	3.400
	3.400	3.450	3.400	3.500
	3.500	3.500	3.500	3.550
	3.550	3.550	3.550	3.600
Thickness of the floor slabs (excluding plaster) of each residential property (mm) 每個住宅物業的樓板(不包括灰泥)的厚度(毫米)	150			
	175			
	200			
	250			
		300		

The internal areas of the residential properties on the upper floors will generally be slightly larger than those on the lower floors because of the reducing thickness of the structural walls on the upper floors.
因住宅物業的較高樓層的結構牆的厚度遞減，較高樓層的內部面積，一般比較低樓層的內部面積稍大。

Remark: The dimensions in the floor plans are all structural dimensions in millimetre.
備註：樓面平面圖之尺規所列數字為以毫米標示之建築結構尺寸。



Floor plans of residential properties in the development

發展項目的住宅物業的樓面平面圖

Block A 座 1/F 1樓

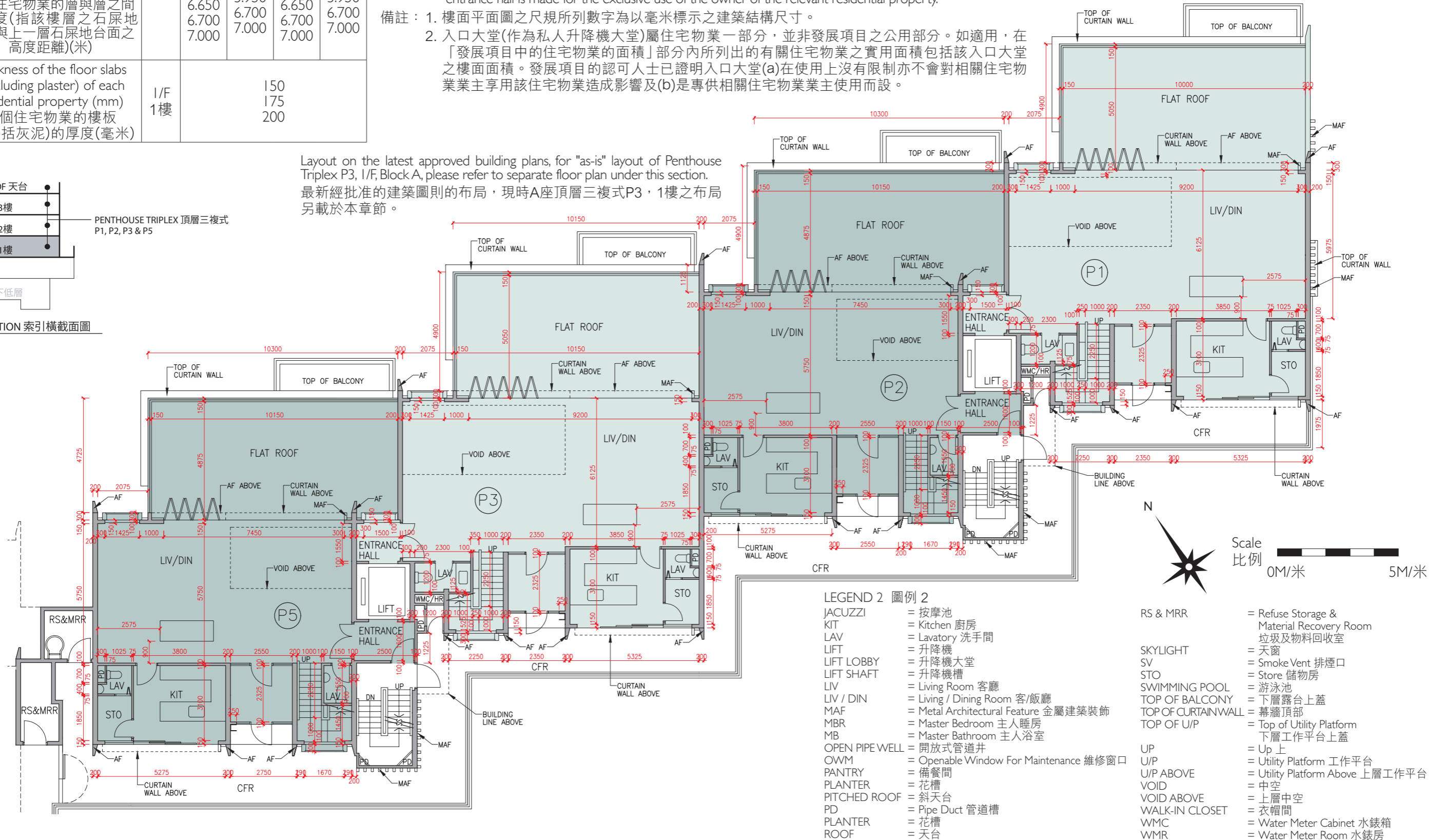
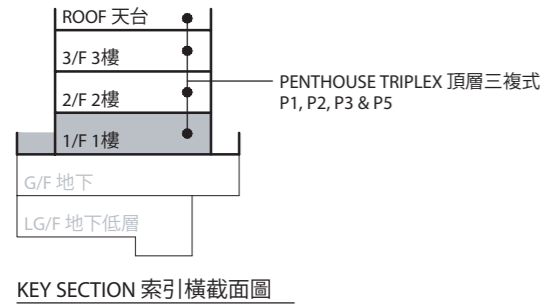
Description 描述	Residential Unit 單位				
	Penthouse Triplex 頂層三複式	P1	P2	P3	P5
Floor-to-floor height (refers to the height between the top surface of the structural slab of a floor and the top surface of the structural slab of its immediate upper floor) of each residential property (m) 每個住宅物業的層與層之間的高度(指該樓層之石屎地台面與上一層石屎地台面之高度距離)(米)	1/F 1樓	3.250	3.250	3.250	3.250
		3.500	3.500	3.500	3.500
		3.850	3.500	3.850	3.500
		3.900	3.600	3.900	3.600
		3.950	3.850	3.900	3.850
		4.000	3.900	4.000	3.900
		6.650	3.950	6.650	3.950
		6.700	6.700	6.700	6.700
Thickness of the floor slabs (excluding plaster) of each residential property (mm) 每個住宅物業的樓板(不包括灰泥)的厚度(毫米)	1/F 1樓	150	175	200	

The internal areas of the residential properties on the upper floors will generally be slightly larger than those on the lower floors because of the reducing thickness of the structural walls on the upper floors.
因住宅物業的較高樓層的結構牆的厚度遞減，較高樓層的內部面積，一般比較低樓層的內部面積稍大。

Remarks: 1. The dimensions in the floor plans are all structural dimensions in millimetre.
2. The entrance hall (serving as a private lift lobby) forms part of a residential property, is not a common part of the Development. Where applicable, the saleable area of the relevant residential properties specified in the section "Area of Residential Properties in the Development" already includes the floor areas of such entrance hall. The Authorised Person for the Development has certified that (a) there is no restriction on the usage of such entrance hall which will affect owner's enjoyment of the relevant residential property and (b) such entrance hall is made for the exclusive use of the owner of the relevant residential property.

備註: 1. 樓面平面圖之尺規所列數字為以毫米標示之建築結構尺寸。
2. 入口大堂(作為私人升降機大堂)屬住宅物業一部分，並非發展項目之公用部分。如適用，在「發展項目中的住宅物業的面積」部分內所列出的有關住宅物業之實用面積包括該入口大堂之樓面面積。發展項目的認可人士已證明入口大堂(a)在使用上沒有限制亦不會對相關住宅物業業主享用該住宅物業造成影響及(b)是專供相關住宅物業業主使用而設。

Layout on the latest approved building plans, for "as-is" layout of Penthouse Triplex P3, 1/F, Block A, please refer to separate floor plan under this section.
最新經批准的建築圖則的布局，現時A座頂層三複式P3，1樓之布局另載於本章節。



Floor plans of residential properties in the development

發展項目的住宅物業的樓面平面圖

Block A 座 1/F 1樓

"As-is" layout with exempted works carried out under the Building Ordinance.
 獲《建築物條例》豁免的工程進行後的現時布局。

List of exempted works under the Buildings Ordinance (Cap.123) carried out at Residential Unit P3 after the completion of works as shown in the latest approved building plans:

- (a) Fixture in dining room removed.

在最新經批准的建築圖則所顯示的工程完成後，按建築物條例(第123章)，於 P3 住宅單位作為豁免工程進行的工程如下：

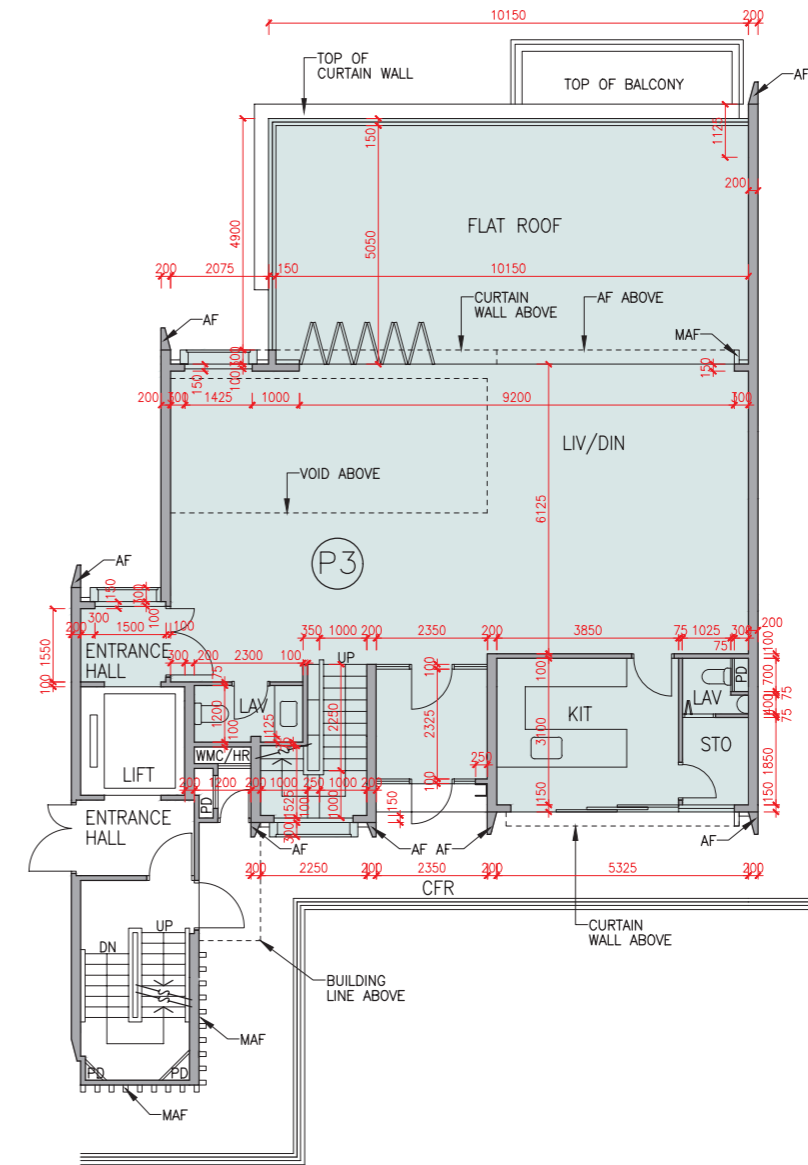
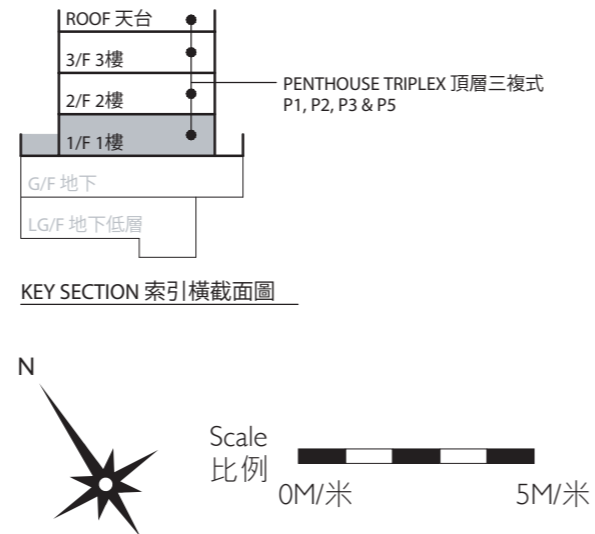
- (a) 刪除飯廳的固定裝置。

The internal areas of the residential properties on the upper floors will generally be slightly larger than those on the lower floors because of the reducing thickness of the structural walls on the upper floors.

因住宅物業的較高樓層的結構牆的厚度遞減，較高樓層的內部面積，一般比較低樓層的內部面積稍大。

Remark: The dimensions in the floor plans are all structural dimensions in millimetre.

備註：樓面平面圖之尺規所列數字為以毫米標示之建築結構尺寸。

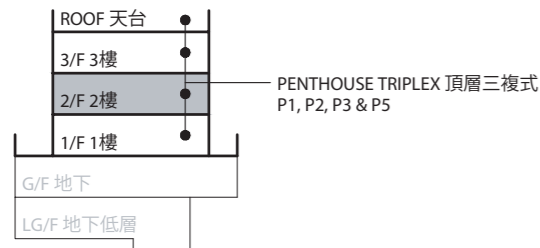


This page left blank intentionally
本頁故意留白

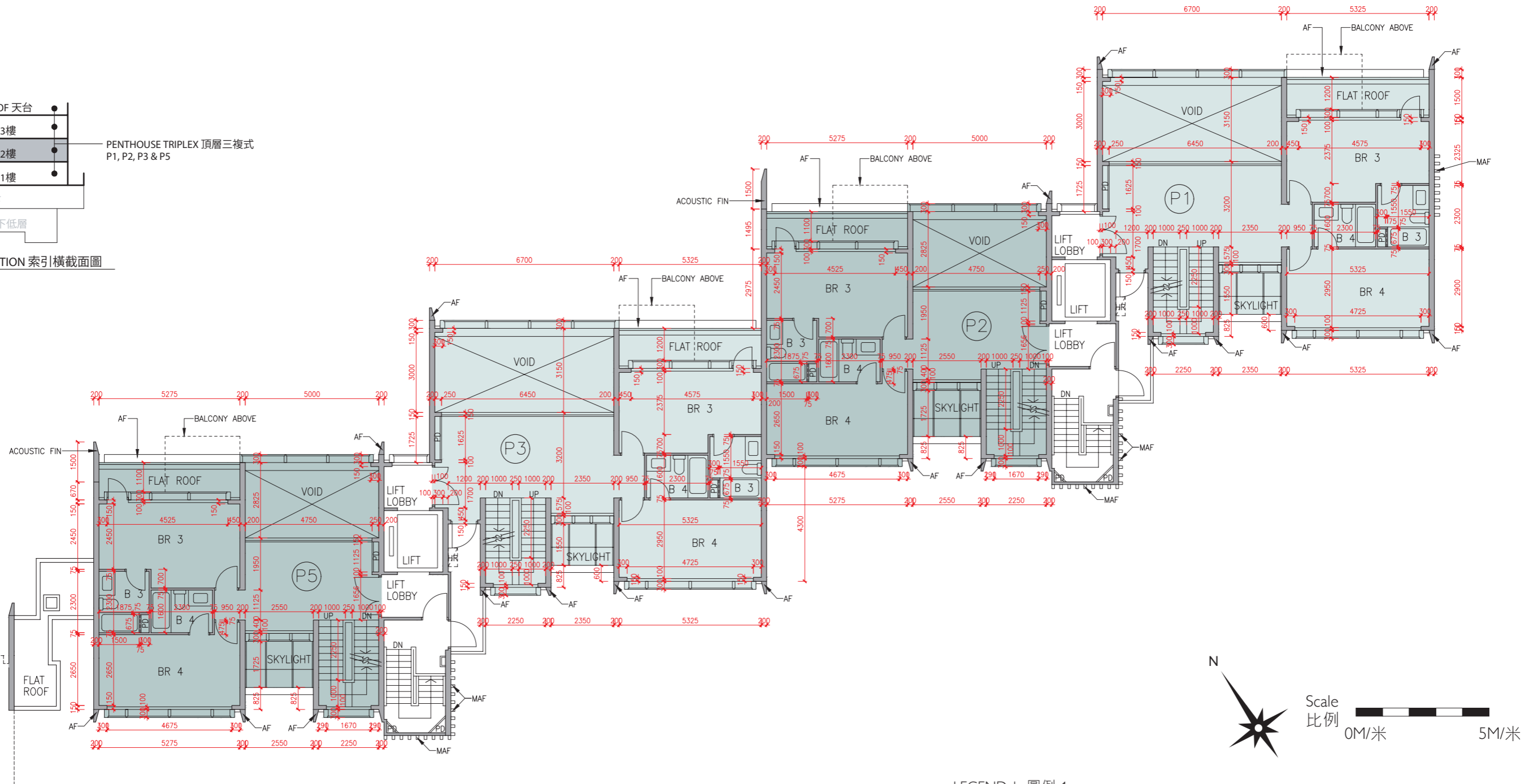
Floor plans of residential properties in the development

發展項目的住宅物業的樓面平面圖

Block A 座 2/F 2樓



KEY SECTION 索引橫截面圖



Description 描述	Residential Unit 單位			
	Penthouse Triplex 頂層三複式			
	P1	P2	P3	P5
Floor-to-floor height (refers to the height between the top surface of the structural slab of a floor and the top surface of the structural slab of its immediate upper floor) of each residential property (m) 每個住宅物業的層與層之間的高度 (指該樓層之石屎地台面與上一層石屎地台面之高度距離)(米)	3.000 to 3.500*	3.450 to 3.500	3.000 to 3.500*	3.450 to 3.500
Thickness of the floor slabs (excluding plaster) of each residential property (mm) 每個住宅物業的樓板 (不包括灰泥)的厚度(毫米)	2/F 2樓	150	175	200

The internal areas of the residential properties on the upper floors will generally be slightly larger than those on the lower floors because of the reducing thickness of the structural walls on the upper floors. 因住宅物業的較高樓層的結構牆的厚度遞減，較高樓層的內部面積，一般比較低樓層的內部面積稍大。

Remarks: 1. The dimensions in the floor plans are all structural dimensions in millimetre.

2. "*" denotes the range of the floor to floor height between the top surface of the structural slab of a floor and the top surface of the pitched roof of each residential property.

備註: 1. 樓面平面圖之尺規所列數字為以毫米標示之建築結構尺寸。

2. "*"表示每個住宅物業的樓層之石屎地台面與傾斜屋頂面之高度距離的範圍。

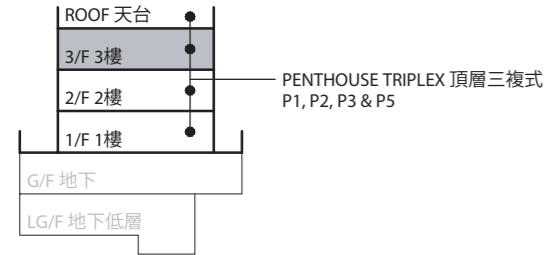
LEGEND | 圖例 1

A/C PLANT ROOM (UNCOVERED) = Air Conditioner Plant Room (uncovered) 空調機房(沒有上蓋)	CD = Cable Duct 電線管道槽
A/C PLANT ROOM = Air Conditioner Plant Room 空調機房	CFR = Common Flat Roof 公用平台
A/C PLATFORM = Air Conditioner Platform 空調機平台	CPR = Common Pitched Roof 公用傾斜屋頂
A/C PLATFORM ABOVE = Air Conditioner Platform Above 上層空調機平台	CONS = Conservatory 溫室
ACOUSTIC FIN = 隔音牆	CURTAIN WALL ABOVE = 上方之幕牆
AD = Air Duct 通風管道槽	DN = Down 下
AF = Architectural Feature 建築裝飾	DIN = Dining Room 飯廳
AF ABOVE = 上層建築裝飾	DOG HOUSE = Mechanical & Electrical Services Duct Connecting to the Floor Below 連接下層的機電設施管道
AF ON I/F = 建築裝飾於1樓	DPMR = Drainage Pipe Maintenance Room 排水管維修房
B = Bathroom 浴室	ELV = Extra Low Voltage Duct 低電壓管道
BAL = Balcony 露台	EMR = Electricity Meter Room 電錶房
BALCONY ABOVE = Balcony above 上層露台	ENTRANCE HALL = 入口大堂
BR = Bedroom 睡房	FAMILY ROOM = 家庭廳
BUILDING LINE ABOVE = 上方之建築邊線	FLAT ROOF = 平台
CANOPY = 簷篷	GARDEN = 花園
CANOPY ABOVE = 上層簷篷	HR = Hose Reel 消防喉轆

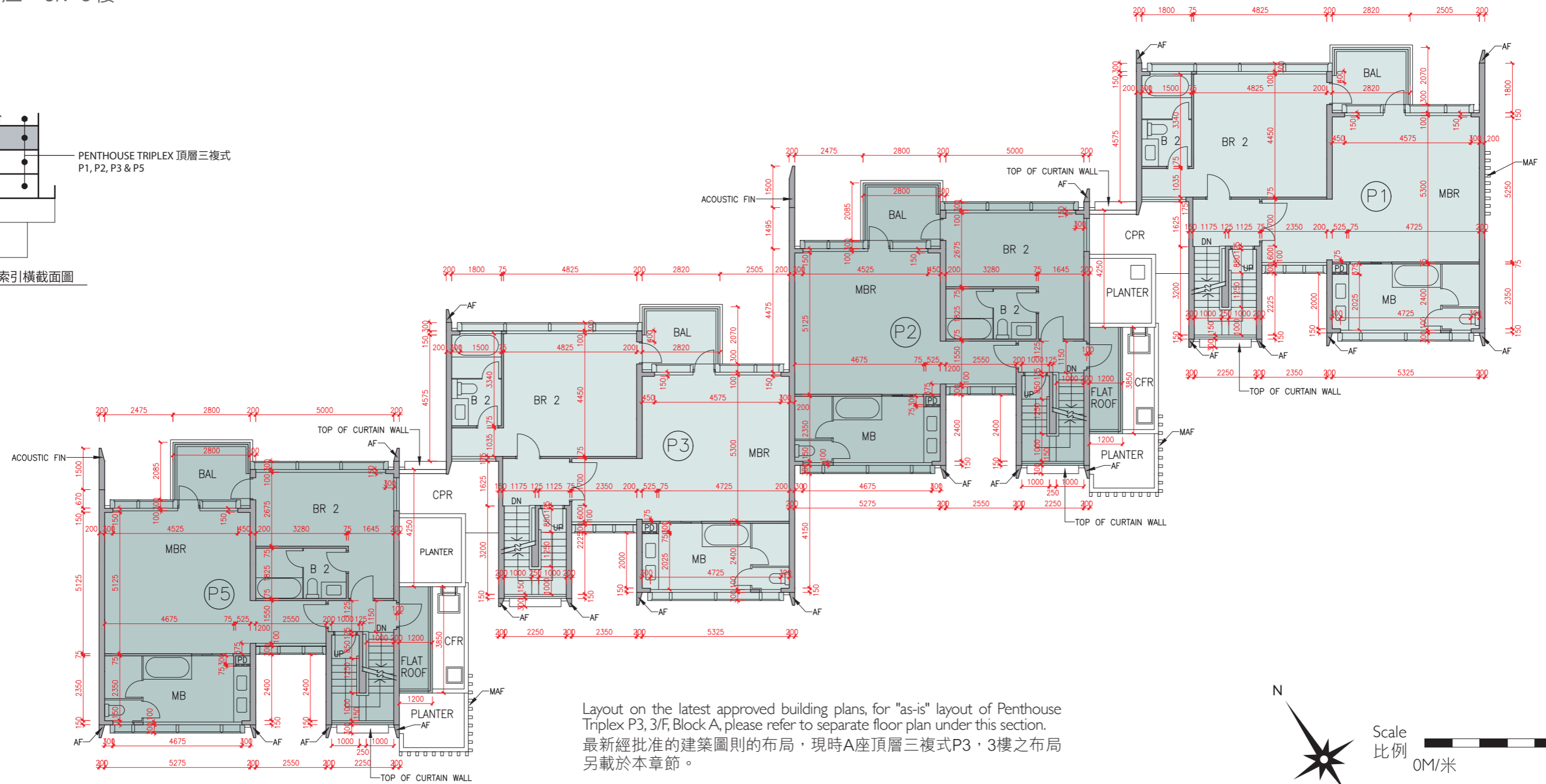
Floor plans of residential properties in the development

發展項目的住宅物業的樓面平面圖

Block A 座 3/F 3樓



KEY SECTION 索引橫截面圖



Layout on the latest approved building plans, for "as-is" layout of Penthouse Triplex P3, 3/F, Block A, please refer to separate floor plan under this section.
最新經批准的建築圖則的布局，現時A座頂層三複式P3，3樓之布局另載於本章節。

LEGEND 2 圖例 2

- | | |
|--|---|
| JACUZZI = 按摩池 | RS & MRR = Refuse Storage & Material Recovery Room 垃圾及物料回收室 |
| KIT = Kitchen 廚房 | SKYLIGHT = 天窗 |
| LAV = Lavatory 洗手間 | SV = Smoke Vent 排煙口 |
| LIFT = 升降機 | STO = Store 儲物房 |
| LIFT LOBBY = 升降機大堂 | SWIMMING POOL = 游泳池 |
| LIFT SHAFT = 升降機槽 | TOP OF BALCONY = 下層露台上蓋 |
| LIV = Living Room 客廳 | TOP OF CURTAIN WALL = 幕牆頂部 |
| LIV / DIN = Living / Dining Room 客/飯廳 | TOP OF U/P = Top of Utility Platform 下層工作平台上蓋 |
| MAF = Metal Architectural Feature 金屬建築裝飾 | UP = Up 上 |
| MBR = Master Bedroom 主人睡房 | U/P = Utility Platform 工作平台 |
| MB = Master Bathroom 主人浴室 | U/P ABOVE = Utility Platform Above 上層工作平台 |
| OPEN PIPE WELL = 開放式管道井 | VOID = 中空 |
| OWM = Openable Window For Maintenance 維修窗口 | VOID ABOVE = 上層中空 |
| PANTRY = 備餐間 | WALK-IN CLOSET = 衣帽間 |
| PLANTER = 花槽 | WMC = Water Meter Cabinet 水錶箱 |
| PITCHED ROOF = 斜天台 | WMR = Water Meter Room 水錶房 |
| PD = Pipe Duct 管道槽 | |
| PLANTER = 花槽 | |
| ROOF = 天台 | |

The internal areas of the residential properties on the upper floors will generally be slightly larger than those on the lower floors because of the reducing thickness of the structural walls on the upper floors.

因住宅物業的較高樓層的結構牆的厚度遞減，較高樓層的內部面積，一般比較低樓層的內部面積稍大。

Remark: The dimensions in the floor plans are all structural dimensions in millimetre.

備註：樓面平面圖之尺規所列數字為以毫米標示之建築結構尺寸。

Description 描述	Residential Unit 單位			
	Penthouse Triplex 頂層三複式			
	P1	P2	P3	P5
Floor-to-floor height (refers to the height between the top surface of the structural slab of a floor and the top surface of the structural slab of its immediate upper floor) of each residential property (m) 每個住宅物業的層與層之間的高度 (指該樓層之石屎地台面與上一層石屎地台面之高度距離)(米)	3.100	3.100	3.100	3.100
	3.150	3.150	3.150	3.150
	3.500	3.500	3.500	3.500
	3.800	3.550	3.800	3.550
	3.850	3.800	3.850	3.800
Thickness of the floor slabs (excluding plaster) of each residential property (mm) 每個住宅物業的樓板 (不包括灰泥)的厚度(毫米)		150		
		175		
		200		
		225		
		250		

Floor plans of residential properties in the development

發展項目的住宅物業的樓面平面圖

Block A 座 3/F 3樓

"As-is" layout with exempted works carried out under the Building Ordinance.
 獲《建築物條例》豁免的工程進行後的現時布局。

List of exempted works under the Buildings Ordinance (Cap.123) carried out at Residential Unit P3 after the completion of works as shown in the latest approved building plans:

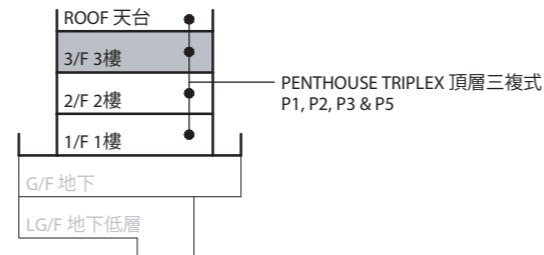
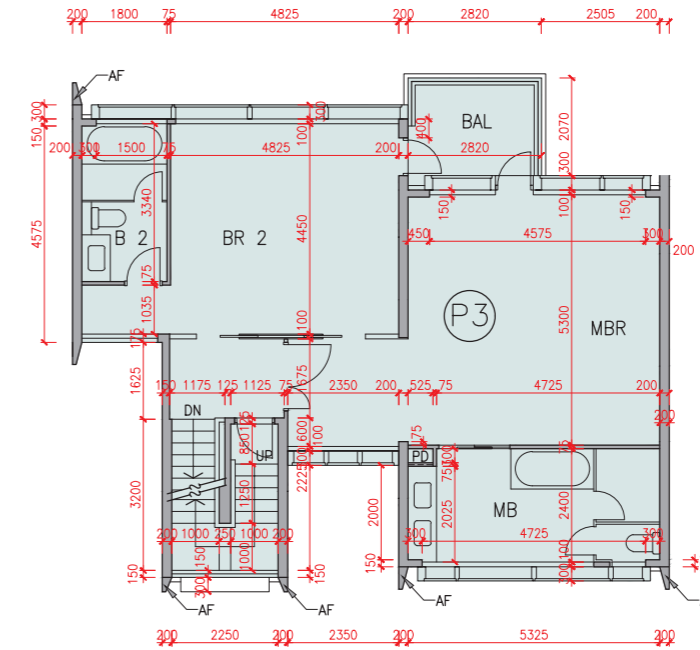
- (a) Internal wall separating master bedroom and bedroom 2 modified to sliding door.
- (b) Single door of bedroom 2 changed sliding door.

在最新經批准的建築圖則所顯示的工程完成後，按建築物條例(第123章)，於 P3 住宅單位作為豁免工程進行的工程如下：

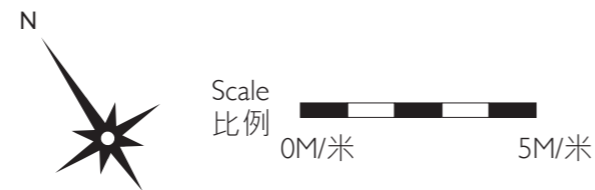
- (a) 修改主人睡房及睡房2之間的室內牆為趟門。
- (b) 更改睡房2的單門為趟門。

The internal areas of the residential properties on the upper floors will generally be slightly larger than those on the lower floors because of the reducing thickness of the structural walls on the upper floors.
 因住宅物業的較高樓層的結構牆的厚度遞減，較高樓層的內部面積，一般比較低樓層的內部面積稍大。

Remark: The dimensions in the floor plans are all structural dimensions in millimetre.
 備註：樓面平面圖之尺規所列數字為以毫米標示之建築結構尺寸。



KEY SECTION 索引橫截面圖

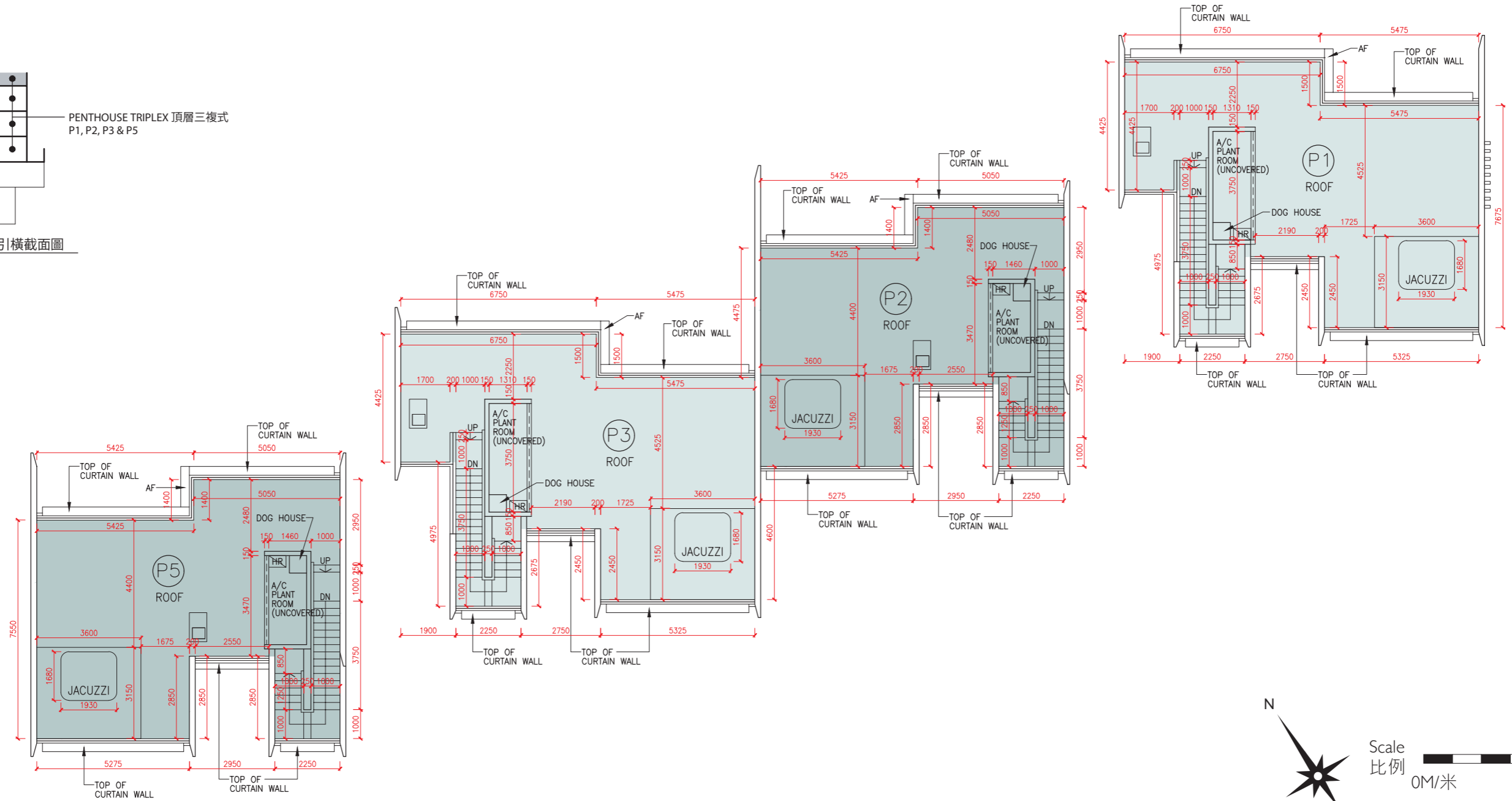
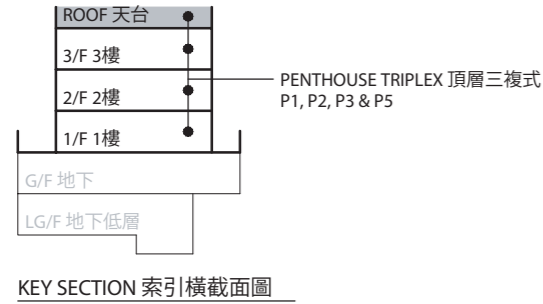


This page left blank intentionally
本頁故意留白

Floor plans of residential properties in the development

發展項目的住宅物業的樓面平面圖

Block A 座 Roof 天台



The internal areas of the residential properties on the upper floors will generally be slightly larger than those on the lower floors because of the reducing thickness of the structural walls on the upper floors.
因住宅物業的較高樓層的結構牆的厚度遞減，較高樓層的內部面積，一般比較低樓層的內部面積稍大。

Remark: The dimensions in the floor plans are all structural dimensions in millimetre.

備註：樓面平面圖之尺規所列數字為以毫米標示之建築結構尺寸。

LEGEND | 圖例 1

A/C PLANT ROOM (UNCOVERED)	= Air Conditioner Plant Room (uncovered) 空調機房(沒有上蓋)	CD	= Cable Duct 電線管道槽
A/C PLANT ROOM	= Air Conditioner Plant Room 空調機房	CFR	= Common Flat Roof 公用平台
A/C PLATFORM	= Air Conditioner Platform 空調機平台	CPR	= Common Pitched Roof 公用傾斜屋頂
A/C PLATFORM ABOVE	= Air Conditioner Platform Above 上層空調機平台	CONS	= Conservatory 溫室
ACOUSTIC FIN	= 隔音牆	CURTAINWALL ABOVE	= 上方之幕牆
AD	= Air Duct 通風管道槽	DN	= Down 下
AF	= Architectural Feature 建築裝飾	DIN	= Dining Room 飯廳
AF ABOVE	= Architectural Feature Above 上層建築裝飾	DOG HOUSE	= Mechanical & Electrical Services Duct Connecting to the Floor Below 連接下層的機電設施管道
AF ON I/F	= 建築裝飾於1樓	DPMR	= Drainage Pipe Maintenance Room 排水管維修房
B	= Bathroom 浴室	ELV	= Extra Low Voltage Duct 低電壓管道
BAL	= Balcony 露台	EMR	= Electricity Meter Room 電錶房
BALCONY ABOVE	= Balcony above 上層露台	ENTRANCE HALL	= 入口大堂
BR	= Bedroom 睡房	FAMILY ROOM	= 家庭廳
BUILDING LINE ABOVE	= 上方之建築邊緣	FLAT ROOF	= 平台
CANOPY	= 簷篷	GARDEN	= 花園
CANOPY ABOVE	= 上層簷篷	HR	= Hose Reel 消防喉轆

Floor plans of residential properties in the development

發展項目的住宅物業的樓面平面圖

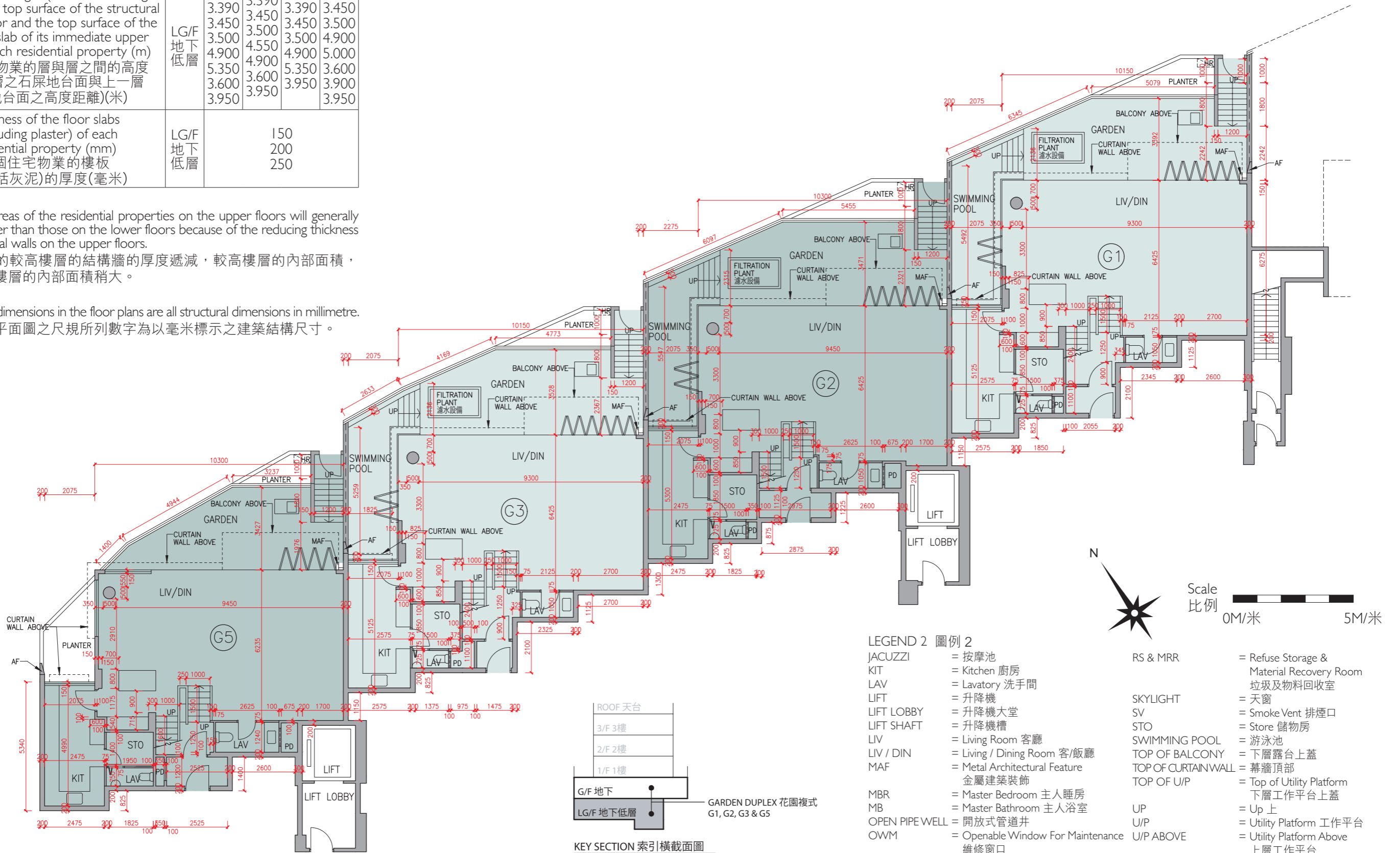
Block B 座 LG/F 地下低層

Description 描述	Residential Unit 單位			
	Garden Duplex 花園複式			
	G1	G2	G3	G5
Floor-to-floor height (refers to the height between the top surface of the structural slab of a floor and the top surface of the structural slab of its immediate upper floor) of each residential property (m) 每個住宅物業的層與層之間的高度 (指該樓層之石屎地台面與上一層石屎地台面之高度距離)(米)	3.150	3.390	3.390	3.390
	3.390	3.450	3.390	3.450
	3.450	3.500	3.450	3.500
	3.500	3.500	3.500	4.900
	4.900	4.550	4.900	5.000
	5.350	4.900	5.350	3.600
Thickness of the floor slabs (excluding plaster) of each residential property (mm) 每個住宅物業的樓板 (不包括灰泥)的厚度(毫米)	3.600	3.600	3.950	3.900
	3.950	3.950		3.950
	LG/F 地下低層	150	200	250

Layout on the latest approved building plans, for "as-is" layout of Garden Duplex G1, LG/F, Block B, please refer to separate floor plan under this section.
最新經批准的建築圖則的布局，現時B座花園複式G1地下低層之布局另載於本章節。

The internal areas of the residential properties on the upper floors will generally be slightly larger than those on the lower floors because of the reducing thickness of the structural walls on the upper floors.
因住宅物業的較高樓層的結構牆的厚度遞減，較高樓層的內部面積，一般比較低樓層的內部面積稍大。

Remark: The dimensions in the floor plans are all structural dimensions in millimetre.
備註：樓面平面圖之尺規所列數字為以毫米標示之建築結構尺寸。



LEGEND 2 圖例 2

- | | |
|--|---|
| JACUZZI = 按摩池 | RS & MRR = Refuse Storage & Material Recovery Room 垃圾及物料回收室 |
| KIT = Kitchen 廚房 | SKYLIGHT = 天窗 |
| LAV = Lavatory 洗手間 | SV = Smoke Vent 排煙口 |
| LIFT = 升降機 | STO = Store 儲物房 |
| LIFT LOBBY = 升降機大堂 | SWIMMING POOL = 游泳池 |
| LIV = Living Room 客廳 | TOP OF BALCONY = 下層露台上蓋 |
| LIV / DIN = Living / Dining Room 客/飯廳 | TOP OF CURTAIN WALL = 幕牆頂部 |
| MAF = Metal Architectural Feature 金屬建築裝飾 | TOP OF U/P = Top of Utility Platform 下層工作平台上蓋 |
| MBR = Master Bedroom 主人睡房 | UP = Up 上 |
| MB = Master Bathroom 主人浴室 | U/P = Utility Platform 工作平台 |
| OPEN PIPE WELL = 開放式管道井 | U/P ABOVE = Utility Platform Above 上層工作平台 |
| OWM = Openable Window For Maintenance 維修窗口 | VOID = 中空 |
| PANTRY = 備餐間 | VOID ABOVE = 上層中空 |
| PLANTER = 花槽 | WALK-IN CLOSET = 衣帽間 |
| PITCHED ROOF = 斜天台 | WMC = Water Meter Cabinet 水錶箱 |
| PD = Pipe Duct 管道槽 | WMR = Water Meter Room 水錶房 |
| PLANTER = 花槽 | |
| ROOF = 天台 | |

Floor plans of residential properties in the development

發展項目的住宅物業的樓面平面圖

Block B 座 LG/F 地下低層

"As-is" layout with exempted works carried out under the Building Ordinance.
 獲《建築物條例》豁免的工程進行後的現時布局。

List of exempted works under the Buildings Ordinance (Cap.123) carried out at Residential Unit G1 after the completion of works as shown in the latest approved building plans:

(a) Fixture in dining room removed.

在最新經批准的建築圖則所顯示的工程完成後，按建築物條例(第123章)，於 G1 住宅單位作為豁免工程進行的工程如下：

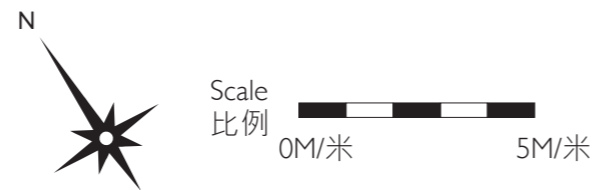
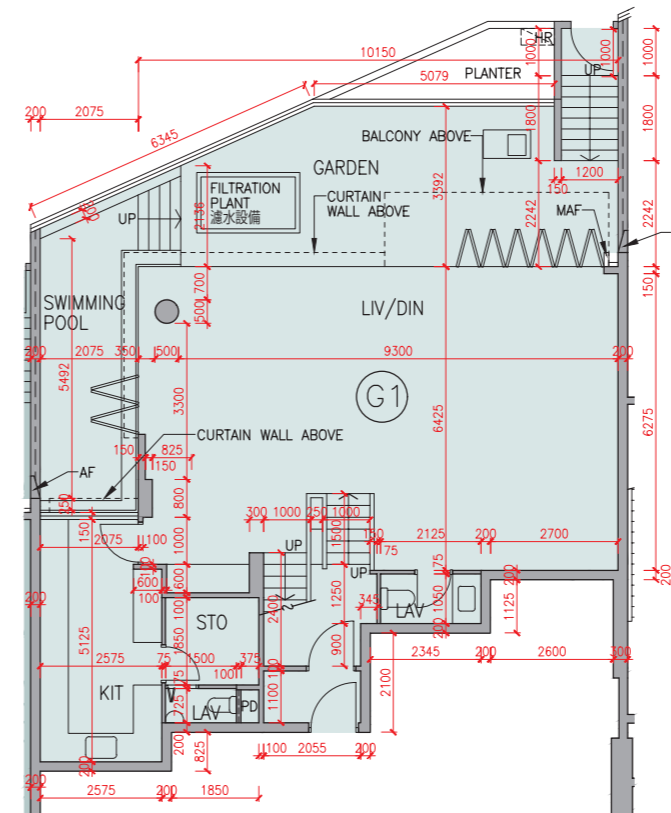
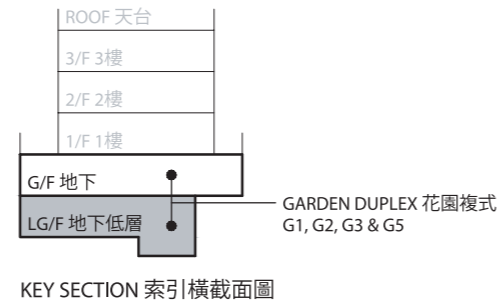
(a) 刪除飯廳的固定裝置。

The internal areas of the residential properties on the upper floors will generally be slightly larger than those on the lower floors because of the reducing thickness of the structural walls on the upper floors.

因住宅物業的較高樓層的結構牆的厚度遞減，較高樓層的內部面積，一般比較低樓層的內部面積稍大。

Remark: The dimensions in the floor plans are all structural dimensions in millimetre.

備註：樓面平面圖之尺規所列數字為以毫米標示之建築結構尺寸。



This page left blank intentionally
本頁故意留白

Floor plans of residential properties in the development

發展項目的住宅物業的樓面平面圖

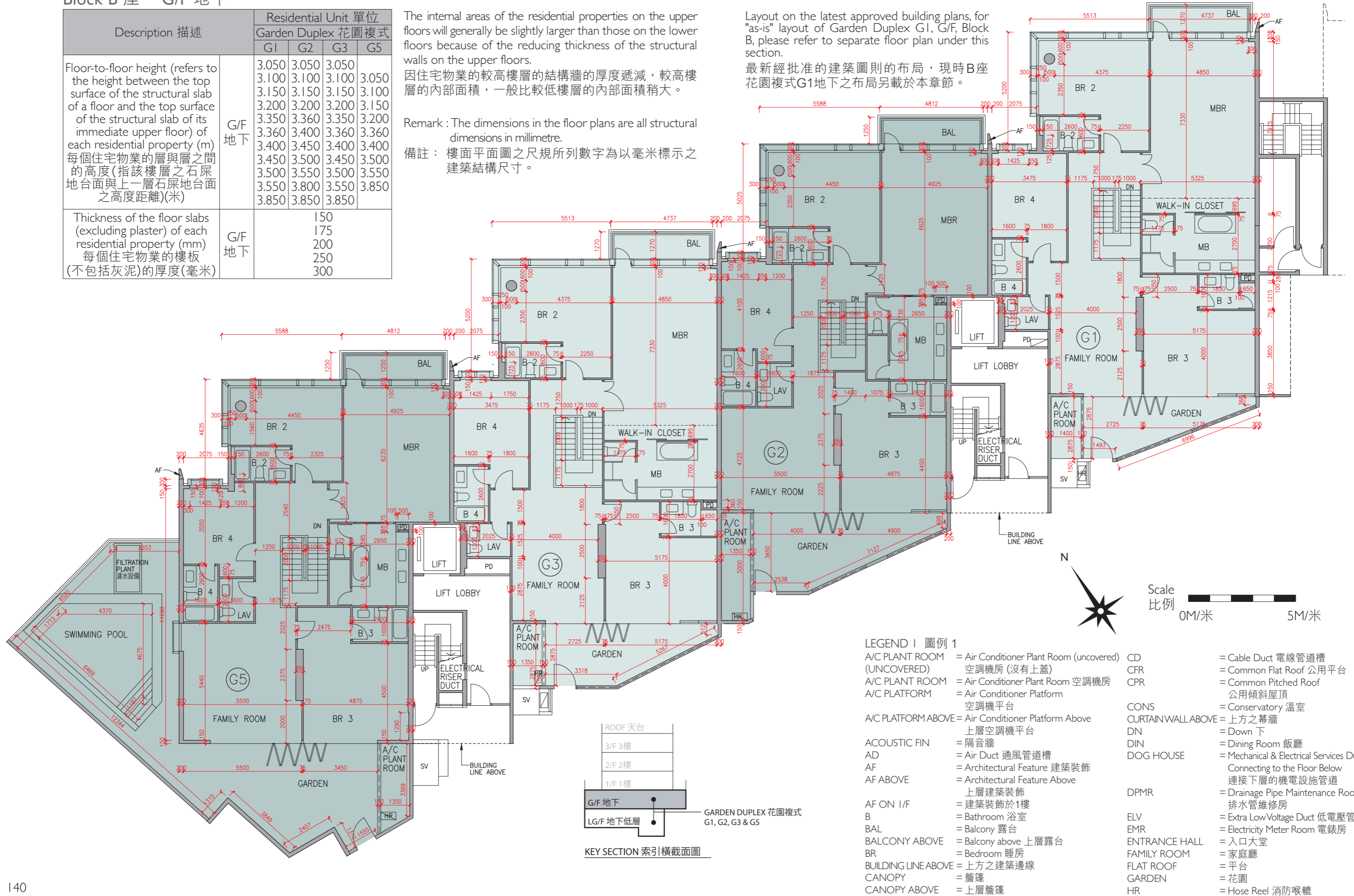
Block B 座 G/F 地下

Description 描述	Residential Unit 單位			
	Garden Duplex 花園複式			
	G1	G2	G3	G5
Floor-to-floor height (refers to the height between the top surface of the structural slab of a floor and the top surface of the structural slab of its immediate upper floor) of each residential property (m) 每個住宅物業的層與層之間的高度(指該樓層之石屎地台面與上一層石屎地台面之高度距離)(米)	3.050	3.050	3.050	
	3.100	3.100	3.100	3.050
	3.150	3.150	3.150	3.100
	3.200	3.200	3.200	3.150
	3.350	3.360	3.350	3.200
	3.360	3.400	3.360	3.360
	3.400	3.450	3.400	3.400
	3.450	3.500	3.450	3.500
	3.500	3.550	3.500	3.550
	3.550	3.800	3.550	3.850
3.850	3.850	3.850		
Thickness of the floor slabs (excluding plaster) of each residential property (mm) 每個住宅物業的樓板(不包括灰泥)的厚度(毫米)		150		
		175		
		200		
		250		
		300		

The internal areas of the residential properties on the upper floors will generally be slightly larger than those on the lower floors because of the reducing thickness of the structural walls on the upper floors.
因住宅物業的較高樓層的結構牆的厚度遞減，較高樓層的內部面積，一般比較低樓層的內部面積稍大。

Remark: The dimensions in the floor plans are all structural dimensions in millimetre.
備註：樓面平面圖之尺規所列數字為以毫米標示之建築結構尺寸。

Layout on the latest approved building plans, for "as-is" layout of Garden Duplex G1, G/F, Block B, please refer to separate floor plan under this section.
最新經批准的建築圖則的布局，現時B座花園複式G1地下之布局另載於本章節。



- LEGEND | 圖例 1**
- | | | | |
|----------------------------|---|--------------------|---|
| A/C PLANT ROOM (UNCOVERED) | = Air Conditioner Plant Room (uncovered) 空調機房(沒有上蓋) | CD | = Cable Duct 電線管道槽 |
| A/C PLANT ROOM | = Air Conditioner Plant Room 空調機房 | CFR | = Common Flat Roof 公用平台 |
| A/C PLATFORM | = Air Conditioner Platform 空調機平台 | CPR | = Common Pitched Roof 公用傾斜屋頂 |
| A/C PLATFORM ABOVE | = Air Conditioner Platform Above 上層空調機平台 | CONS | = Conservatory 溫室 |
| ACOUSTIC FIN | = 隔音牆 | CURTAIN WALL ABOVE | = 上方之幕牆 |
| AD | = Air Duct 通風管道槽 | DN | = Down 下 |
| AF | = Architectural Feature 建築裝飾 | DIN | = Dining Room 飯廳 |
| AF ABOVE | = Architectural Feature Above 上層建築裝飾 | DOG HOUSE | = Mechanical & Electrical Services Duct Connecting to the Floor Below 連接下層的機電設施管道 |
| AF ON I/F | = 建築裝飾於1樓 | DPMR | = Drainage Pipe Maintenance Room 排水管維修房 |
| B | = Bathroom 浴室 | ELV | = Extra Low Voltage Duct 低電壓管道 |
| BAL | = Balcony 露台 | EMR | = Electricity Meter Room 電錶房 |
| BALCONY ABOVE | = Balcony above 上層露台 | ENTRANCE HALL | = 入口大堂 |
| BR | = Bedroom 睡房 | FAMILY ROOM | = 家庭廳 |
| BUILDING LINE ABOVE | = 上方之建築邊線 | FLAT ROOF | = 平台 |
| CANOPY | = 簷篷 | GARDEN | = 花園 |
| CANOPY ABOVE | = 上層簷篷 | HR | = Hose Reel 消防喉轆 |

Block B 座 G/F 地下

"As-is" layout with exempted works carried out under the Building Ordinance.
 獲《建築物條例》豁免的工程進行後的現時布局。

List of exempted works under the Buildings Ordinance (Cap.123) carried out at Residential Unit G1 after the completion of works as shown in the latest approved building plans:

- (a) Internal wall separating master bedroom and bedroom 2 modified to sliding door.
- (b) Double door of master bedroom changed to single door.
- (c) Single door of bedroom 2 changed to double door.
- (d) Partition wall between walk-in closet and master bedroom changed.
- (e) Door at master bathroom changed.

在最新經批准的建築圖則所顯示的工程完成後，按建築物條例(第123章)，於 G1 住宅單位作為豁免工程進行的工程如下：

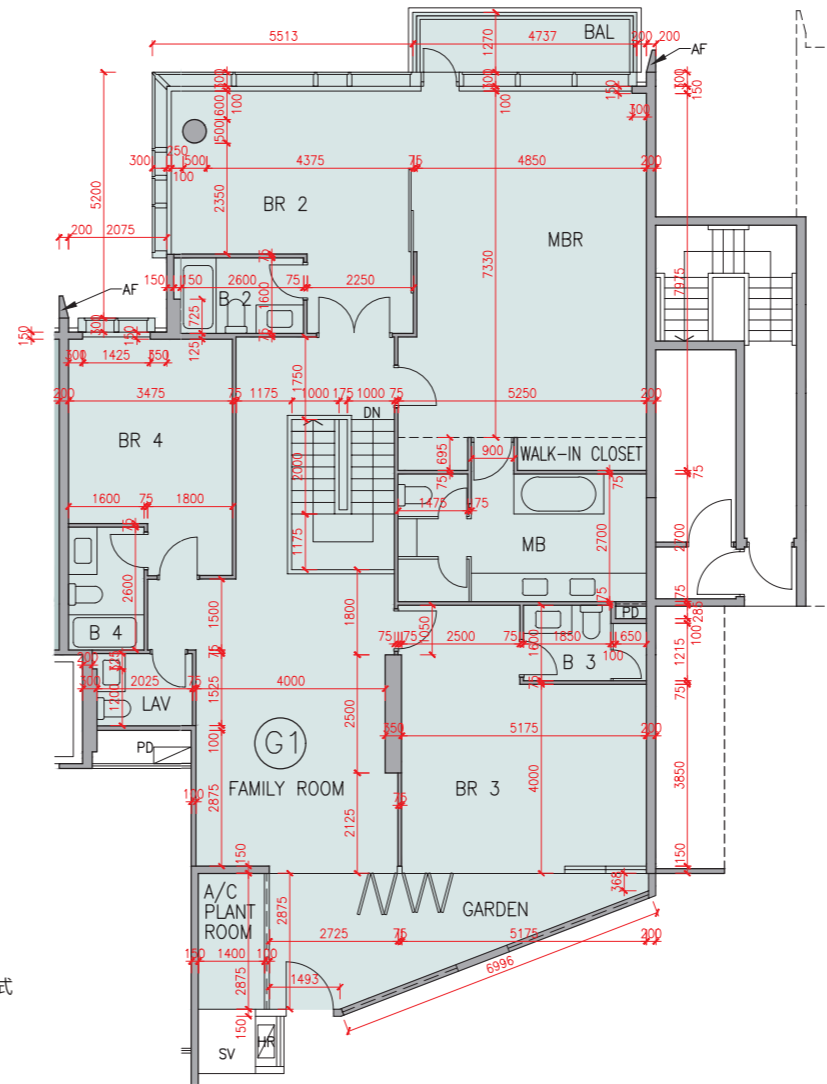
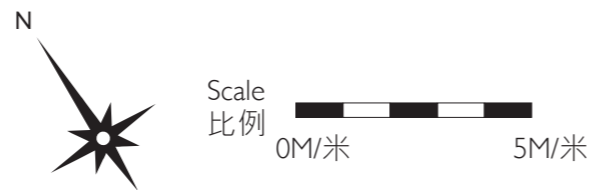
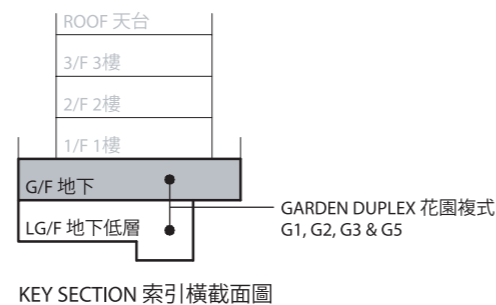
- (a) 修改主人睡房及睡房2之間的室內牆為趟門。
- (b) 更改主人睡房的雙門為單門。
- (c) 更改睡房2的單門為雙門。
- (d) 更改衣帽間及主人浴室的間牆布局。
- (e) 更改主人浴室的門。

The internal areas of the residential properties on the upper floors will generally be slightly larger than those on the lower floors because of the reducing thickness of the structural walls on the upper floors.

因住宅物業的較高樓層的結構牆的厚度遞減，較高樓層的內部面積，一般比較低樓層的內部面積稍大。

Remark: The dimensions in the floor plans are all structural dimensions in millimetre.

備註：樓面平面圖之尺規所列數字為以毫米標示之建築結構尺寸。



This page left blank intentionally
本頁故意留白

Floor plans of residential properties in the development

發展項目的住宅物業的樓面平面圖

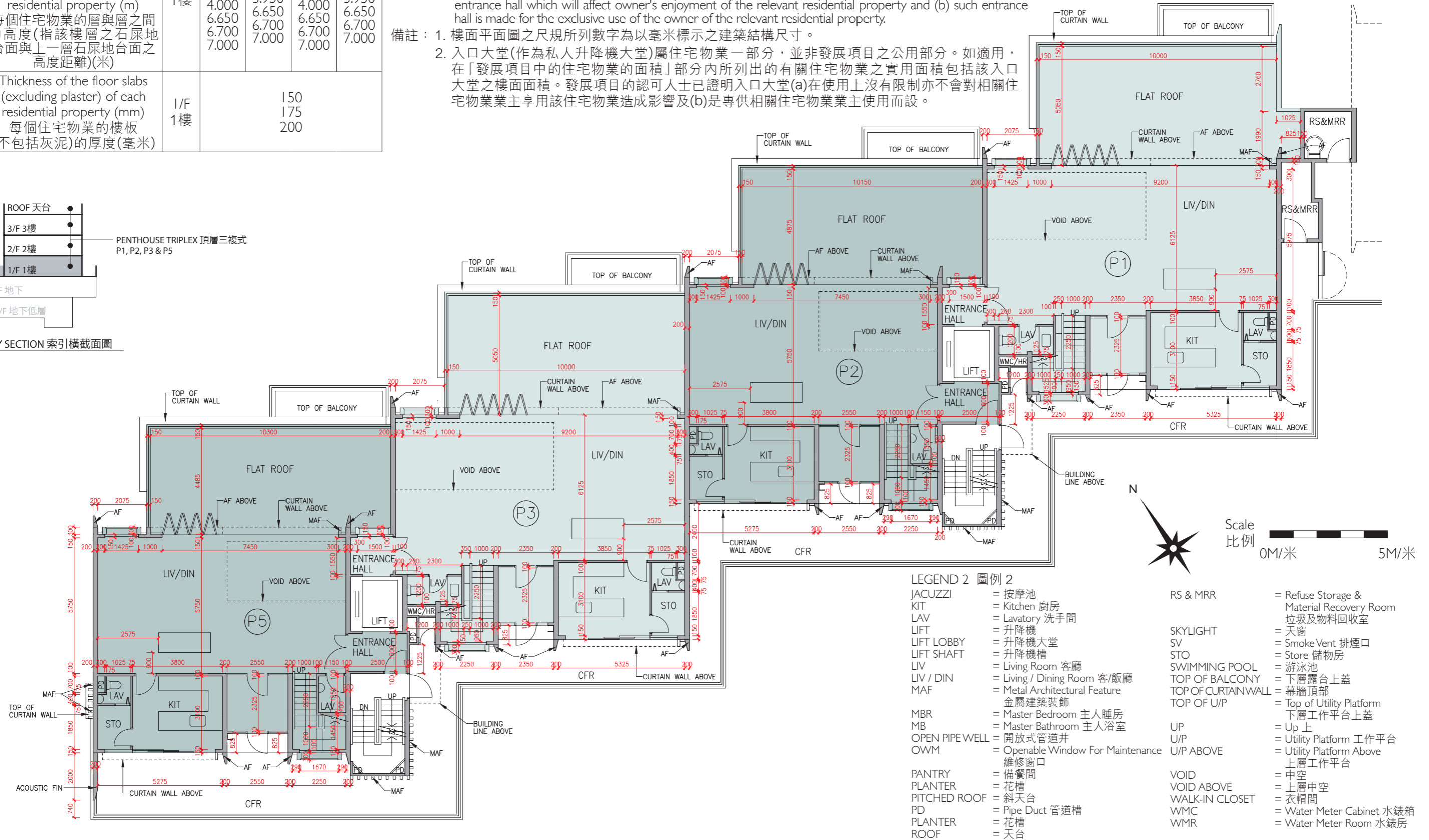
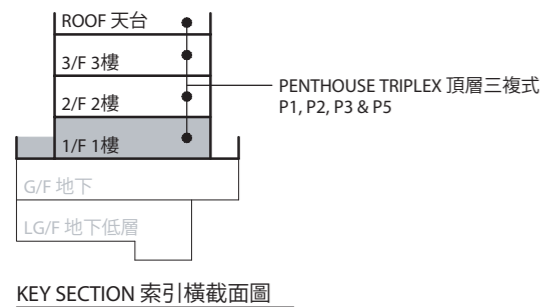
Block B 座 1/F 1樓

Description 描述	Residential Unit 單位				
	Penthouse Triplex 頂層三複式	P1	P2	P3	P5
Floor-to-floor height (refers to the height between the top surface of the structural slab of a floor and the top surface of the structural slab of its immediate upper floor) of each residential property (m) 每個住宅物業的層與層之間的高度(指該樓層之石屎地台面與上一層石屎地台面之高度距離)(米)		3.250	3.250	3.250	3.250
		3.500	3.500	3.500	3.500
		3.850	3.850	3.850	3.850
		3.900	3.900	3.900	3.900
		3.950	3.950	3.950	3.950
		4.000	4.000	4.000	4.000
		6.650	6.650	6.650	6.650
		6.700	6.700	6.700	6.700
Thickness of the floor slabs (excluding plaster) of each residential property (mm) 每個住宅物業的樓板(不包括灰泥)的厚度(毫米)			150		
			175		200

The internal areas of the residential properties on the upper floors will generally be slightly larger than those on the lower floors because of the reducing thickness of the structural walls on the upper floors.
因住宅物業的較高樓層的結構牆的厚度遞減，較高樓層的內部面積，一般比較低樓層的內部面積稍大。

Remarks: 1. The dimensions in the floor plans are all structural dimensions in millimetre.
2. The entrance hall (serving as a private lift lobby) forms part of a residential property, is not a common part of the Development. Where applicable, the saleable area of the relevant residential properties specified in the section "Area of Residential Properties in the Development" already includes the floor areas of such entrance hall. The Authorised Person for the Development has certified that (a) there is no restriction on the usage of such entrance hall which will affect owner's enjoyment of the relevant residential property and (b) such entrance hall is made for the exclusive use of the owner of the relevant residential property.

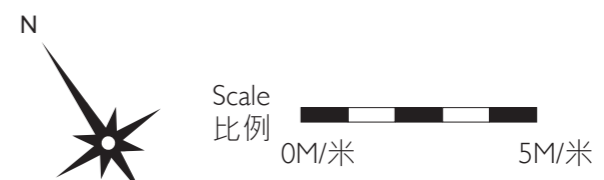
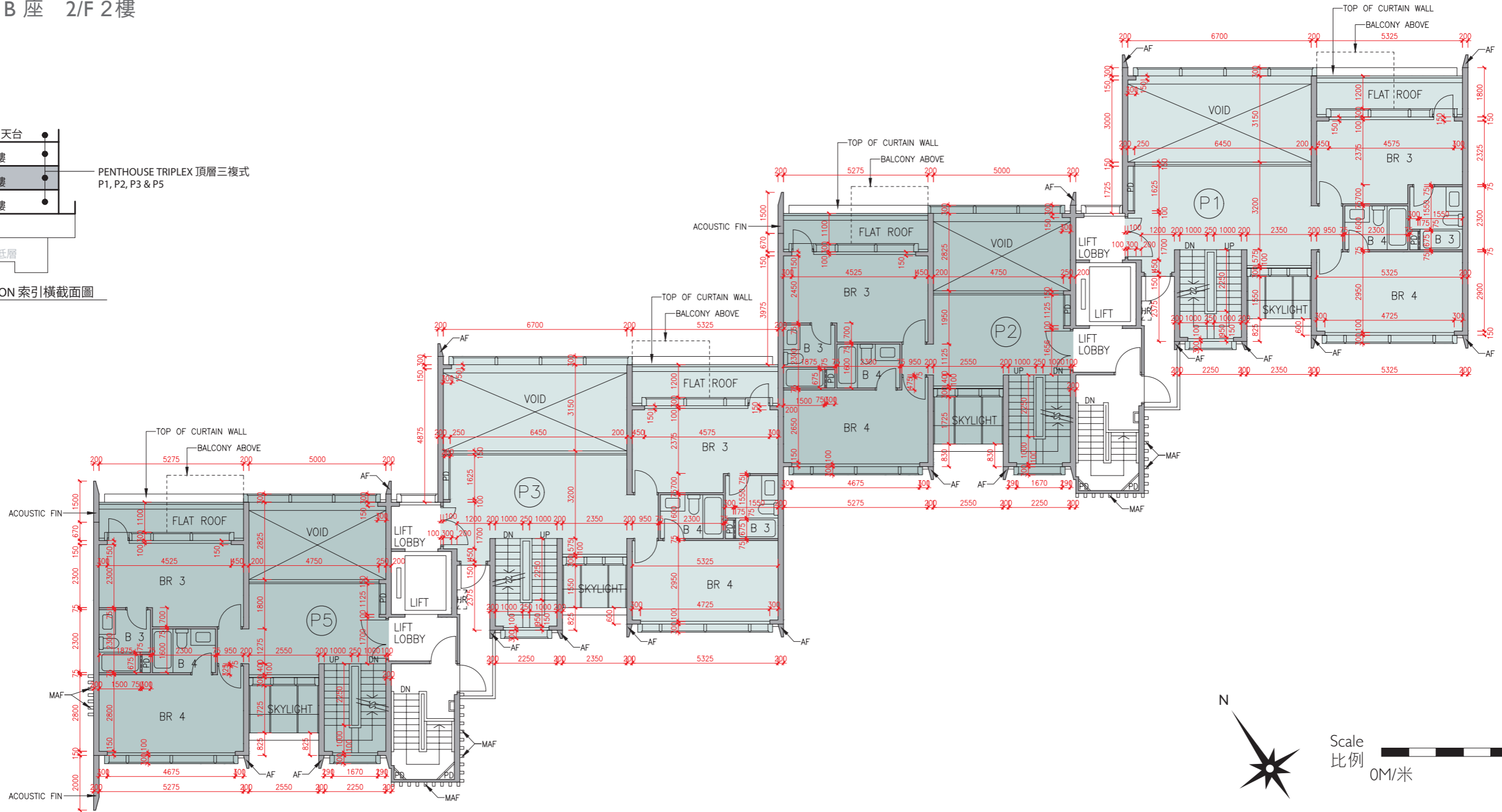
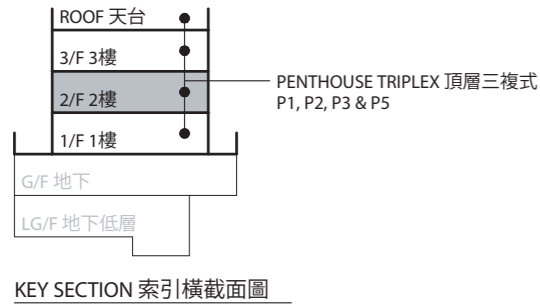
備註: 1. 樓面平面圖之尺規所列數字為以毫米標示之建築結構尺寸。
2. 入口大堂(作為私人升降機大堂)屬住宅物業一部分，並非發展項目之公用部分。如適用，在「發展項目中的住宅物業的面積」部分內所列出的有關住宅物業之實用面積包括該入口大堂之樓面面積。發展項目的認可人士已證明入口大堂(a)在使用上沒有限制亦不會對相關住宅物業業主享用該住宅物業造成影響及(b)是專供相關住宅物業業主使用而設。



Floor plans of residential properties in the development

發展項目的住宅物業的樓面平面圖

Block B 座 2/F 2樓



Description 描述	Residential Unit 單位				
	Penthouse Triplex 頂層三複式				
	P1	P2	P3	P5	
Floor-to-floor height (refers to the height between the top surface of the structural slab of a floor and the top surface of the structural slab of its immediate upper floor) of each residential property (m) 每個住宅物業的層與層之間的高度 (指該樓層之石屎地台面與上一層石屎地台面之高度距離)(米)	2/F 2樓	3.000 to 3.500*	3.450 to 3.500	3.000 to 3.500*	3.450 to 3.500
Thickness of the floor slabs (excluding plaster) of each residential property (mm) 每個住宅物業的樓板 (不包括灰泥)的厚度(毫米)	2/F 2樓		150 175 200		

The internal areas of the residential properties on the upper floors will generally be slightly larger than those on the lower floors because of the reducing thickness of the structural walls on the upper floors. 因住宅物業的較高樓層的結構牆的厚度遞減，較高樓層的內部面積，一般比較低樓層的內部面積稍大。

Remarks: 1. The dimensions in the floor plans are all structural dimensions in millimetre.
2. "*" denotes the range of the floor to floor height between the top surface of the structural slab of a floor and the top surface of the pitched roof of each residential property.

備註: 1. 樓面平面圖之尺規所列數字為以毫米標示之建築結構尺寸。
2. "*"表示每個住宅物業的樓層之石屎地台面與傾斜屋頂面之高度距離的範圍。

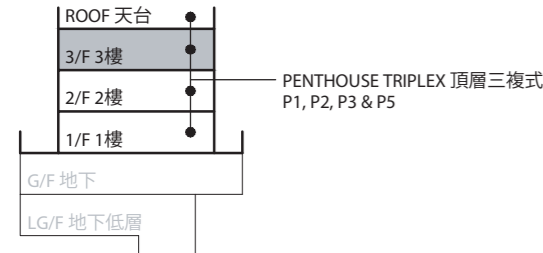
LEGEND | 圖例 1

A/C PLANT ROOM (UNCOVERED) = Air Conditioner Plant Room (uncovered) 空調機房(沒有上蓋)	CD = Cable Duct 電線管道槽
A/C PLANT ROOM = Air Conditioner Plant Room 空調機房	CFR = Common Flat Roof 公用平台
A/C PLATFORM = Air Conditioner Platform 空調機平台	CPR = Common Pitched Roof 公用傾斜屋頂
A/C PLATFORM ABOVE = Air Conditioner Platform Above 上層空調機平台	CONS = Conservatory 溫室
ACOUSTIC FIN = 隔音牆	CURTAIN WALL ABOVE = 上方之幕牆
AD = Air Duct 通風管道槽	DN = Down 下
AF = Architectural Feature 建築裝飾	DIN = Dining Room 飯廳
AF ABOVE = 上層建築裝飾	DOG HOUSE = Mechanical & Electrical Services Duct Connecting to the Floor Below 連接下層的機電設施管道
AF ON I/F = 建築裝飾於1樓	DPMR = Drainage Pipe Maintenance Room 排水管維修房
B = Bathroom 浴室	ELV = Extra Low Voltage Duct 低電壓管道
BAL = Balcony 露台	EMR = Electricity Meter Room 電錶房
BALCONY ABOVE = Balcony above 上層露台	ENTRANCE HALL = 入口大堂
BR = Bedroom 睡房	FAMILY ROOM = 家庭廳
BUILDING LINE ABOVE = 上方之建築邊線	FLAT ROOF = 平台
CANOPY = 簷篷	GARDEN = 花園
CANOPY ABOVE = 上層簷篷	HR = Hose Reel 消防喉轆

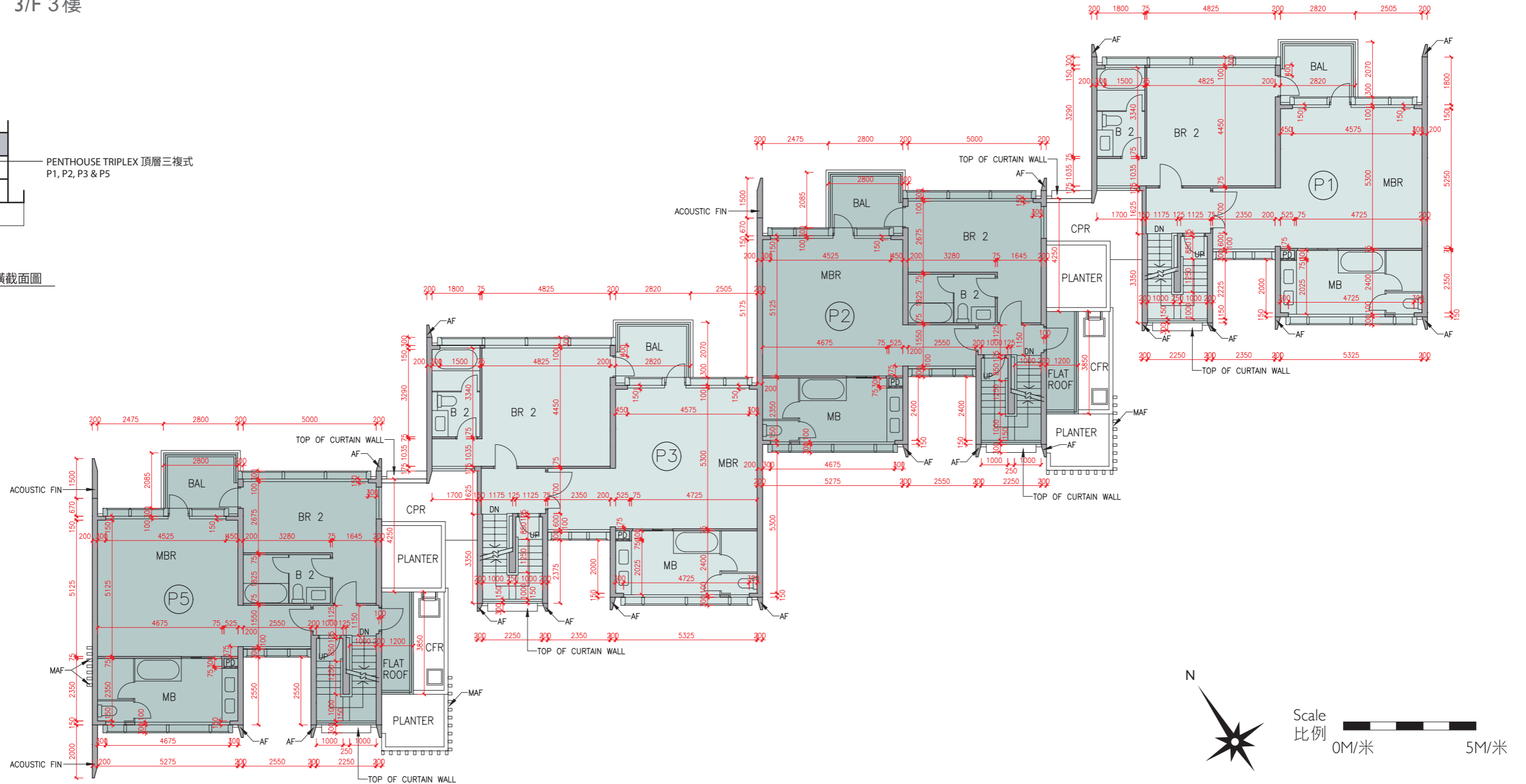
Floor plans of residential properties in the development

發展項目的住宅物業的樓面平面圖

Block B 座 3/F 3樓



KEY SECTION 索引橫截面圖



LEGEND 2 圖例 2

JACUZZI = 按摩池	RS & MRR = Refuse Storage & Material Recovery Room 垃圾及物料回收室
KIT = Kitchen 廚房	SKYLIGHT = 天窗
LAV = Lavatory 洗手間	SV = Smoke Vent 排煙口
LIFT = 升降機	STO = Store 儲物房
LIFT LOBBY = 升降機大堂	SWIMMING POOL = 游泳池
LIFT SHAFT = 升降機槽	TOP OF BALCONY = 下層露台上蓋
LIV = Living Room 客廳	TOP OF CURTAIN WALL = 幕牆頂部
LIV / DIN = Living / Dining Room 客/飯廳	TOP OF U/P = Top of Utility Platform 下層工作平台上蓋
MAF = Metal Architectural Feature 金屬建築裝飾	UP = Up 上
MBR = Master Bedroom 主人睡房	U/P = Utility Platform 工作平台
MB = Master Bathroom 主人浴室	U/P ABOVE = Utility Platform Above 上層工作平台
OPEN PIPE WELL = 開放式管道井	VOID = 中空
OWM = Openable Window For Maintenance 維修窗口	VOID ABOVE = 上層中空
PANTRY = 備餐間	WALK-IN CLOSET = 衣帽間
PLANTER = 花槽	WMC = Water Meter Cabinet 水錶箱
PITCHED ROOF = 斜天台	WMR = Water Meter Room 水錶房
PD = Pipe Duct 管道槽	
PLANTER = 花槽	
ROOF = 天台	

The internal areas of the residential properties on the upper floors will generally be slightly larger than those on the lower floors because of the reducing thickness of the structural walls on the upper floors.

因住宅物業的較高樓層的結構牆的厚度遞減，較高樓層的內部面積，一般比較低樓層的內部面積稍大。

Remark: The dimensions in the floor plans are all structural dimensions in millimetre.

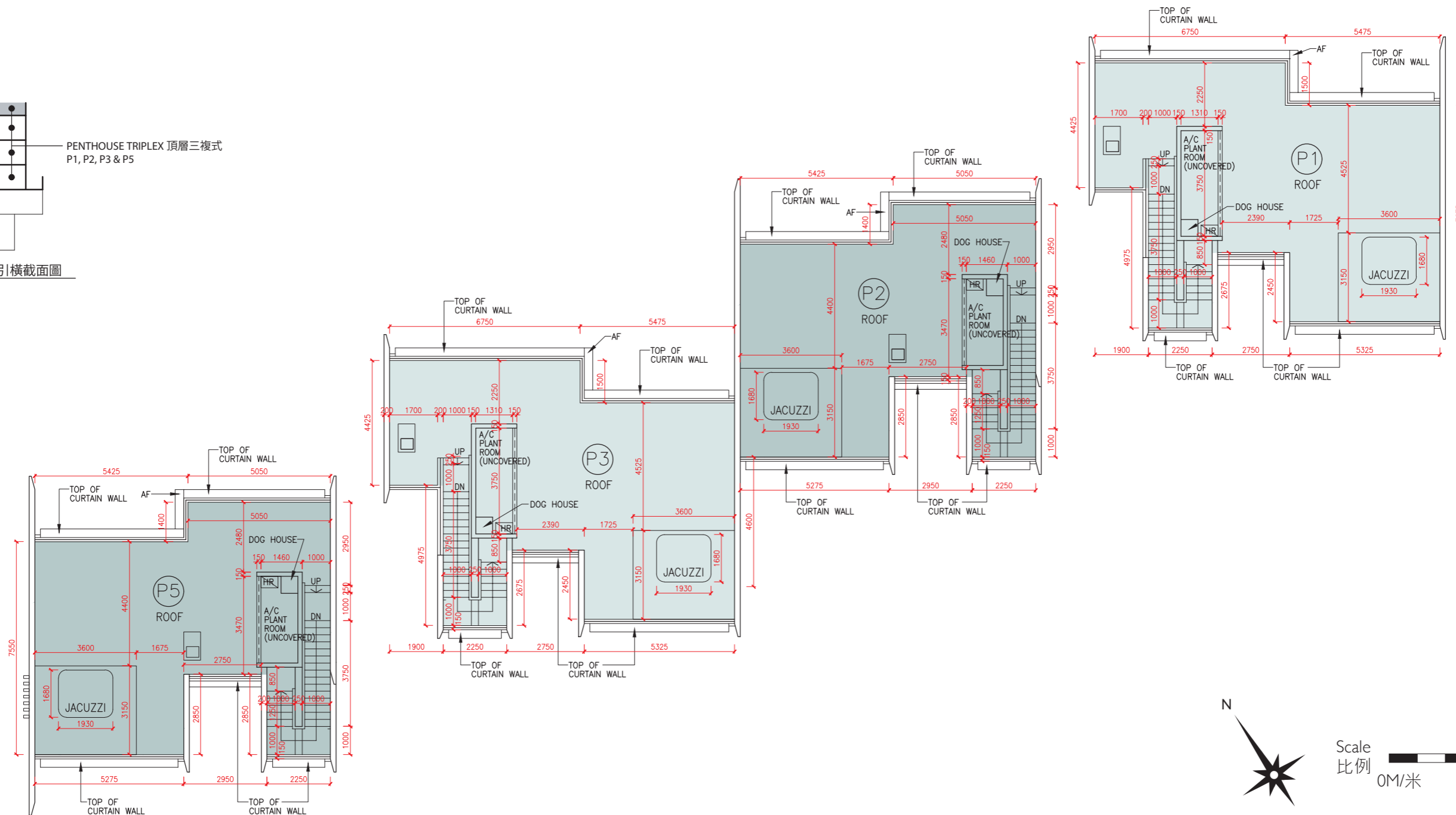
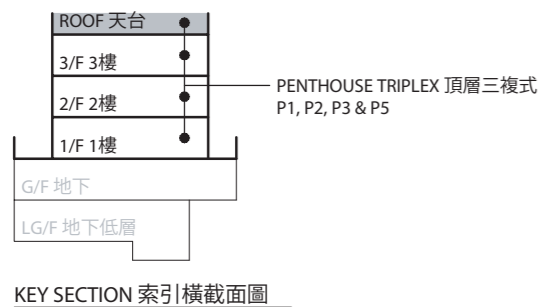
備註：樓面平面圖之尺規所列數字為以毫米標示之建築結構尺寸。

Description 描述	Residential Unit 單位			
	Penthouse Triplex 頂層三複式			
	P1	P2	P3	P5
Floor-to-floor height (refers to the height between the top surface of the structural slab of a floor and the top surface of the structural slab of its immediate upper floor) of each residential property (m) 每個住宅物業的層與層之間的高度(指該樓層之石屎地台面與上一層石屎地台面之高度距離)(米)	3.100	3.100	3.100	3.100
	3.150	3.150	3.150	3.150
	3.500	3.500	3.500	3.500
	3.800	3.550	3.800	3.550
	3.850	3.800	3.850	3.800
Thickness of the floor slabs (excluding plaster) of each residential property (mm) 每個住宅物業的樓板(不包括灰泥)的厚度(毫米)		150		
		175		
		200		
		225		
		250		

Floor plans of residential properties in the development

發展項目的住宅物業的樓面平面圖

Block B 座 Roof 天台



The internal areas of the residential properties on the upper floors will generally be slightly larger than those on the lower floors because of the reducing thickness of the structural walls on the upper floors.
因住宅物業的較高樓層的結構牆的厚度遞減，較高樓層的內部面積，一般比較低樓層的內部面積稍大。

Remark: The dimensions in the floor plans are all structural dimensions in millimetre.

備註：樓面平面圖之尺規所列數字為以毫米標示之建築結構尺寸。

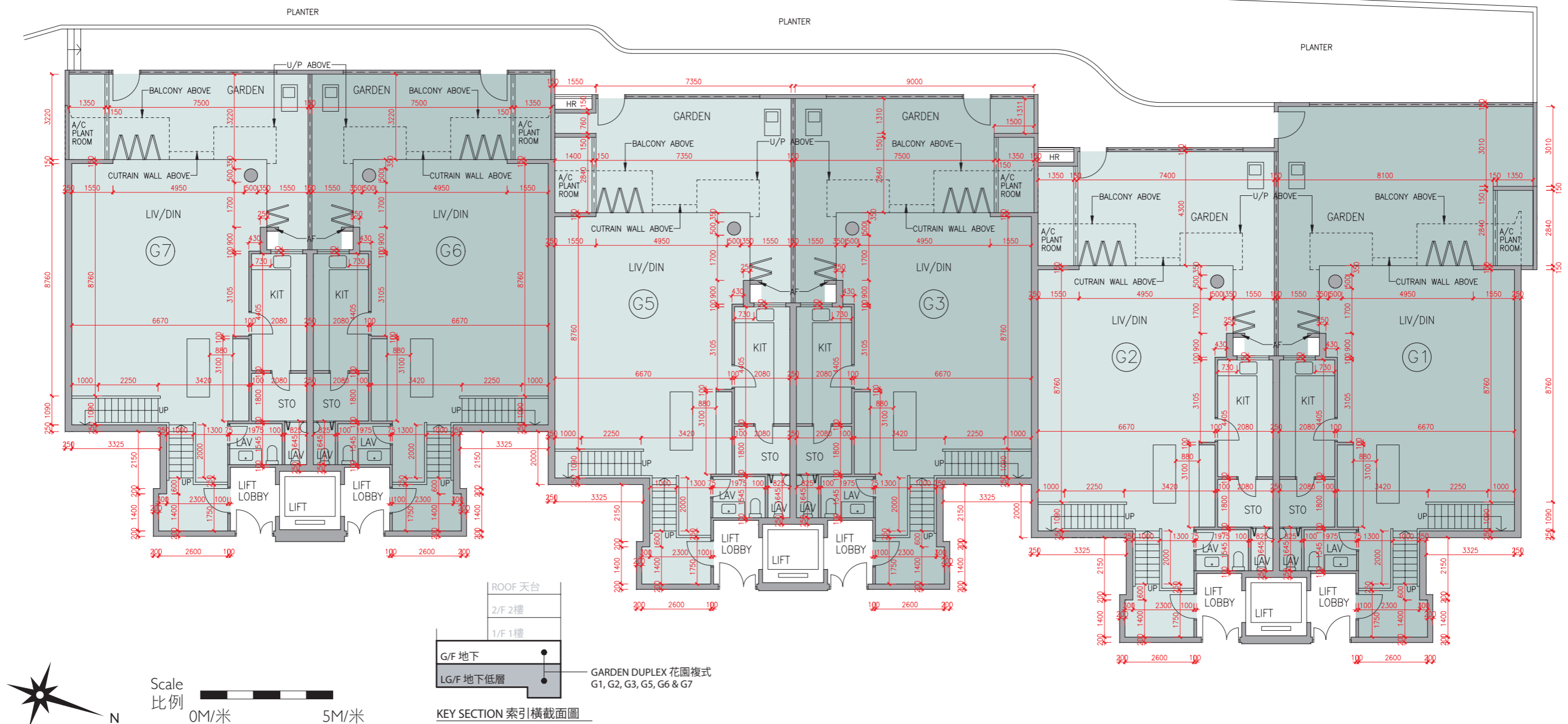
LEGEND | 圖例 1

A/C PLANT ROOM (UNCOVERED)	= Air Conditioner Plant Room (uncovered) 空調機房 (沒有上蓋)	CD	= Cable Duct 電線管道槽
A/C PLANT ROOM	= Air Conditioner Plant Room 空調機房	CFR	= Common Flat Roof 公用平台
A/C PLATFORM	= Air Conditioner Platform 空調機平台	CPR	= Common Pitched Roof 公用傾斜屋頂
A/C PLATFORM ABOVE	= Air Conditioner Platform Above 上層空調機平台	CONS	= Conservatory 溫室
ACOUSTIC FIN	= 隔音牆	CURTAINWALL ABOVE	= 上方之幕牆
AD	= Air Duct 通風管道槽	DN	= Down 下
AF	= Architectural Feature 建築裝飾	DIN	= Dining Room 飯廳
AF ABOVE	= Architectural Feature Above 上層建築裝飾	DOG HOUSE	= Mechanical & Electrical Services Duct Connecting to the Floor Below 連接下層的機電設施管道
AF ON I/F	= 建築裝飾於1樓	DPMR	= Drainage Pipe Maintenance Room 排水管維修房
B	= Bathroom 浴室	ELV	= Extra Low Voltage Duct 低電壓管道
BAL	= Balcony 露台	EMR	= Electricity Meter Room 電錶房
BALCONY ABOVE	= Balcony above 上層露台	ENTRANCE HALL	= 入口大堂
BR	= Bedroom 睡房	FAMILY ROOM	= 家庭廳
BUILDING LINE ABOVE	= 上方之建築邊線	FLAT ROOF	= 平台
CANOPY	= 簷篷	GARDEN	= 花園
CANOPY ABOVE	= 上層簷篷	HR	= Hose Reel 消防喉轆

Floor plans of residential properties in the development

發展項目的住宅物業的樓面平面圖

Block C 座 LG/F 地下低層



LEGEND 2 圖例 2

JACUZZI = 按摩池	RS & MRR = Refuse Storage & Material Recovery Room 垃圾及物料回收室
KIT = Kitchen 廚房	SKYLIGHT = 天窗
LAV = Lavatory 洗手間	SV = Smoke Vent 排煙口
LIFT = 升降機	STO = Store 儲物房
LIFT LOBBY = 升降機大堂	SWIMMING POOL = 游泳池
LIFT SHAFT = 升降機槽	TOP OF BALCONY = 下層露台上蓋
LIV = Living Room 客廳	TOP OF CURTAIN WALL = 幕牆頂部
LIV / DIN = Living / Dining Room 客/飯廳	TOP OF U/P = Top of Utility Platform 下層工作平台上蓋
MAF = Metal Architectural Feature 金屬建築裝飾	UP = Up 上
MBR = Master Bedroom 主人睡房	U/P = Utility Platform 工作平台
MB = Master Bathroom 主人浴室	U/P ABOVE = Utility Platform Above 上層工作平台
OPEN PIPE WELL = 開放式管道井	VOID = 中空
OWM = Openable Window For Maintenance 維修窗口	VOID ABOVE = 上層中空
PANTRY = 備餐間	WALK-IN CLOSET = 衣帽間
PLANTER = 花槽	WMC = Water Meter Cabinet 水錶箱
PITCHED ROOF = 斜天台	WMR = Water Meter Room 水錶房
PD = Pipe Duct 管道槽	
PLANTER = 花槽	
ROOF = 天台	

The internal areas of the residential properties on the upper floors will generally be slightly larger than those on the lower floors because of the reducing thickness of the structural walls on the upper floors.

因住宅物業的較高樓層的結構牆的厚度遞減，較高樓層的內部面積，一般比較低樓層的內部面積稍大。

Remarks: 1. The dimensions in the floor plans are all structural dimensions in millimetre.

2. "*" denotes the range of the floor to floor height between the top surface of the structural slab of a floor and the top surface of the pitched roof of each residential property.

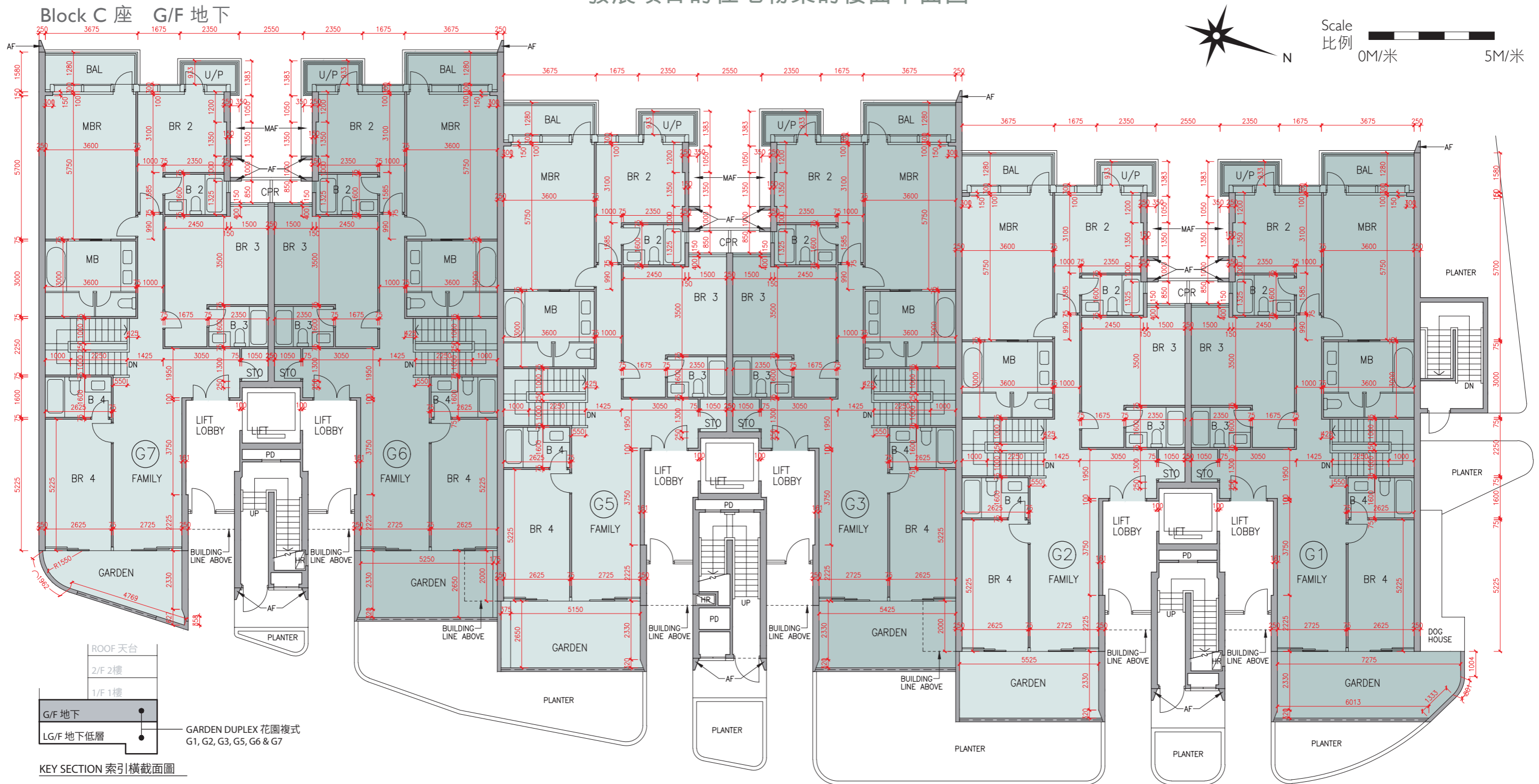
備註: 1. 樓面平面圖之尺規所列數字為以毫米標示之建築結構尺寸。

2. "*"表示每個住宅物業的樓層之石屎地台面與傾斜屋頂面之高度距離的範圍。

Description 描述	Residential Unit 單位					
	Garden Duplex 花園複式					
	G1	G2	G3	G5	G6	G7
Floor-to-floor height (refers to the height between the top surface of the structural slab of a floor and the top surface of the structural slab of its immediate upper floor) of each residential property (m) 每個住宅物業的層與層之間的高度 (指該樓層之石屎地台面與上一層石屎地台面之高度距離)(米)	3.075 to 3.225* 3.265 3.375 3.625 to 3.775* 3.765 3.925 5.105 5.655					
Thickness of the floor slabs (excluding plaster) of each residential property (mm) 每個住宅物業的樓板 (不包括灰泥)的厚度(毫米)	200 300		200 225 300		200 300	

Floor plans of residential properties in the development

發展項目的住宅物業的樓面平面圖



KEY SECTION 索引橫截面圖

Description 描述	Residential Unit 單位										
	Garden Duplex 花園複式										
	G1	G2	G3	G5	G6	G7					
Floor-to-floor height (refers to the height between the top surface of the structural slab of a floor and the top surface of the structural slab of its immediate upper floor) of each residential property (m) 每個住宅物業的層與層之間的高度 (指該樓層之石屎地台面與上一層石屎地台面之高度距離)(米)	G/F 地下	3.025	3.075	3.375	3.285	3.725	3.025	3.075	3.375	3.285	3.725
Thickness of the floor slabs (excluding plaster) of each residential property (mm) 每個住宅物業的樓板 (不包括灰泥)的厚度(毫米)	G/F 地下	150	175	200							

Layout on the latest approved building plans, for "as-is" layout of Garden Duplex G1, G/F, Block C, please refer to separate floor plan under this section.

最新經批准的建築圖則的布局，現時C座花園複式G1地下之布局另載於本章節。

The internal areas of the residential properties on the upper floors will generally be slightly larger than those on the lower floors because of the reducing thickness of the structural walls on the upper floors.
因住宅物業的較高樓層的結構牆的厚度遞減，較高樓層的內部面積，一般比較低樓層的內部面積稍大。

Remark: The dimensions in the floor plans are all structural dimensions in millimetre.

備註：樓面平面圖之尺規所列數字為以毫米標示之建築結構尺寸。

LEGEND I 圖例 1

- | | |
|--|---|
| A/C PLANT ROOM (UNCOVERED) = Air Conditioner Plant Room (uncovered) 空調機房(沒有上蓋) | CD = Cable Duct 電線管道槽 |
| A/C PLANT ROOM = Air Conditioner Plant Room 空調機房 | CFR = Common Flat Roof 公用平台 |
| A/C PLATFORM = Air Conditioner Platform 空調機平台 | CPR = Common Pitched Roof 公用傾斜屋頂 |
| A/C PLATFORM ABOVE = Air Conditioner Platform Above 上層空調機平台 | CONS = Conservatory 溫室 |
| ACOUSTIC FIN = 隔音牆 | CURTAIN WALL ABOVE = 上方之幕牆 |
| AD = Air Duct 通風管道槽 | DN = Down 下 |
| AF = Architectural Feature 建築裝飾 | DIN = Dining Room 飯廳 |
| AF ABOVE = Architectural Feature Above 上層建築裝飾 | DOG HOUSE = Mechanical & Electrical Services Duct Connecting to the Floor Below 連接下層的機電設施管道 |
| AF ON 1/F = 建築裝飾於1樓 | DPMR = Drainage Pipe Maintenance Room 排水管維修房 |
| B = Bathroom 浴室 | ELV = Extra Low Voltage Duct 低電壓管道 |
| BAL = Balcony 露台 | EMR = Electricity Meter Room 電錶房 |
| BALCONY ABOVE = Balcony above 上層露台 | ENTRANCE HALL = 入口大堂 |
| BR = Bedroom 睡房 | FAMILY ROOM = 家庭廳 |
| BUILDING LINE ABOVE = 上方之建築邊線 | FLAT ROOF = 平台 |
| CANOPY = 簷篷 | GARDEN = 花園 |
| CANOPY ABOVE = 上層簷篷 | HR = Hose Reel 消防喉轆 |

Block C 座 G/F (Part Plan) 地下 (部分平面圖)

"As-is" layout with exempted works carried out under the Building Ordinance.
 獲《建築物條例》豁免的工程進行後的現時布局。

List of exempted works under the Buildings Ordinance (Cap.123) carried out at Residential Unit G1 after the completion of works as shown in the latest approved building plans:

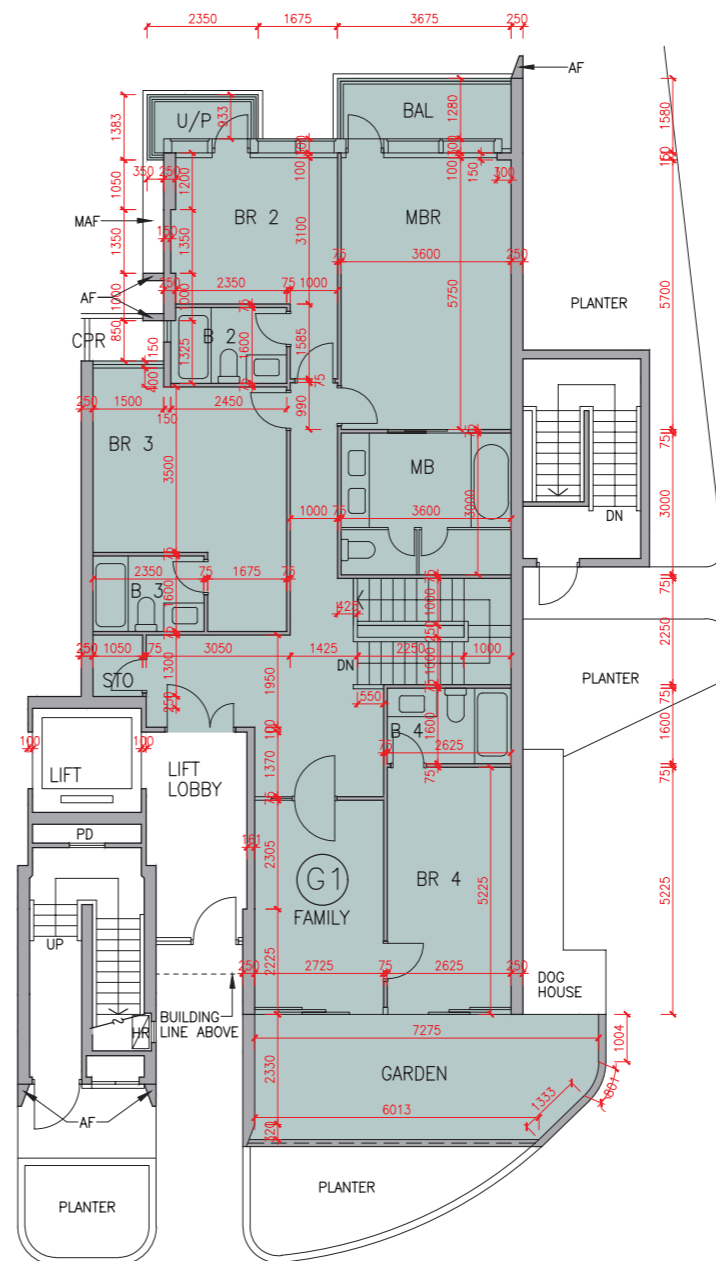
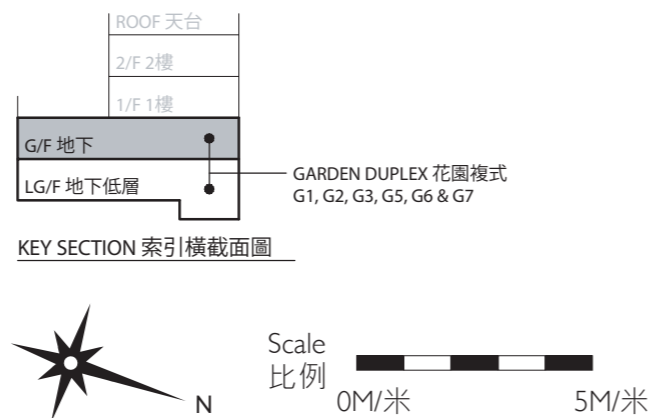
- (a) Door of bedroom 3 relocated.
- (b) Door of bedroom 4 relocated.
- (c) Glass and block partition with glass door added to family room.

在最新經批准的建築圖則所顯示的工程完成後，按建築物條例(第123章)，於 G1 住宅單位作為豁免工程進行的工程如下：

- (a) 睡房3房門位置移位。
- (b) 睡房4房門位置移位。
- (c) 於家庭廳增添玻璃及磚間牆，配玻璃門。

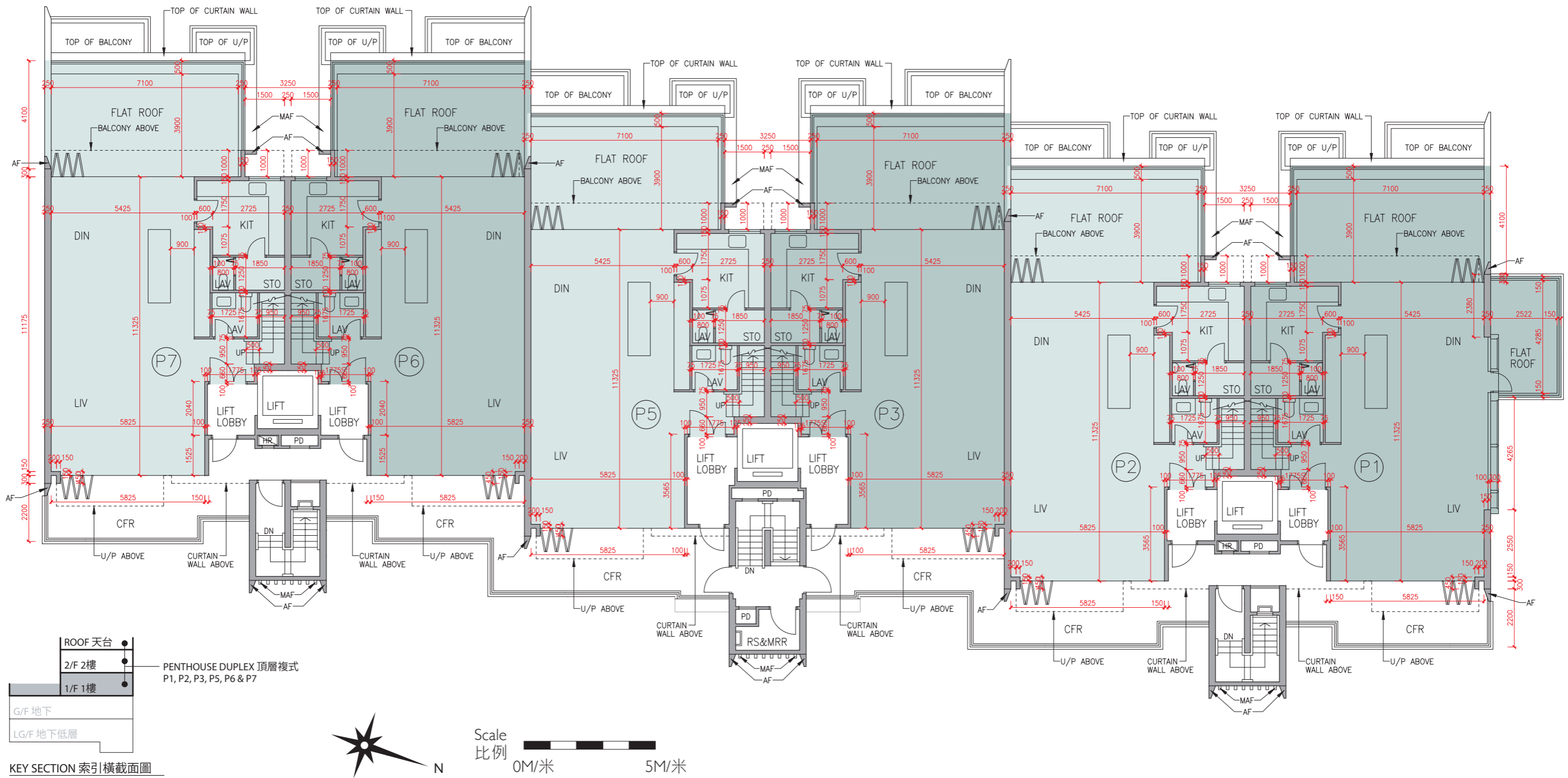
The internal areas of the residential properties on the upper floors will generally be slightly larger than those on the lower floors because of the reducing thickness of the structural walls on the upper floors.
 因住宅物業的較高樓層的結構牆的厚度遞減，較高樓層的內部面積，一般比較低樓層的內部面積稍大。

Remark: The dimensions in the floor plans are all structural dimensions in millimetre.
 備註：樓面平面圖之尺規所列數字為以毫米標示之建築結構尺寸。



This page left blank intentionally
本頁故意留白

Block C 座 1/F 1樓



LEGEND 2 圖例 2

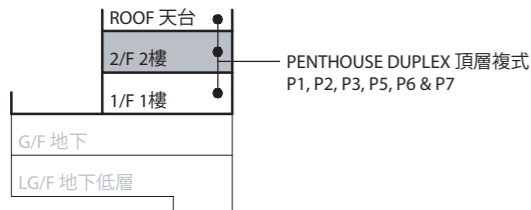
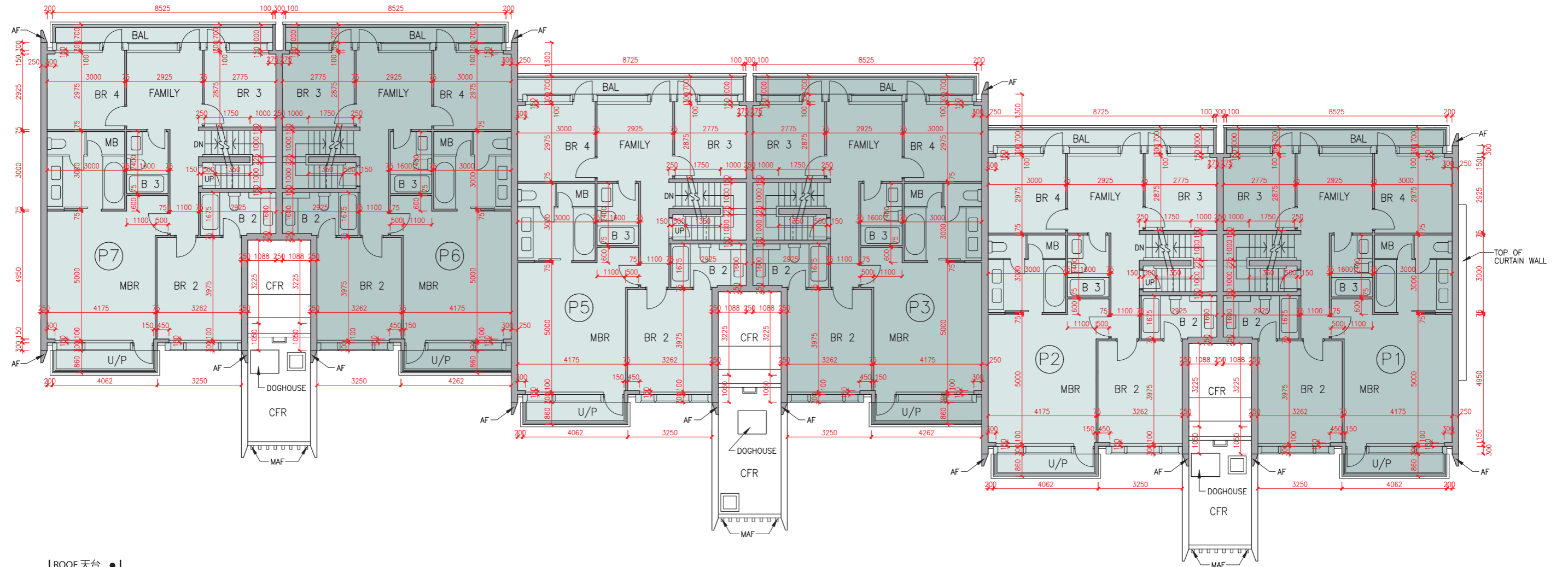
- | | |
|--|---|
| JACUZZI = 按摩池 | RS & MRR = Refuse Storage & Material Recovery Room 垃圾及物料回收室 |
| KIT = Kitchen 廚房 | SKYLIGHT = 天窗 |
| LAV = Lavatory 洗手間 | SV = Smoke Vent 排煙口 |
| LIFT = 升降機 | STO = Store 儲物房 |
| LIFT LOBBY = 升降機大堂 | SWIMMING POOL = 游泳池 |
| LIFT SHAFT = 升降機槽 | TOP OF BALCONY = 下層露台上蓋 |
| LIV = Living Room 客廳 | TOP OF CURTAIN WALL = 幕牆頂部 |
| LIV / DIN = Living / Dining Room 客/飯廳 | TOP OF U/P = Top of Utility Platform 下層工作平台上蓋 |
| MAF = Metal Architectural Feature 金屬建築裝飾 | UP = Up 上 |
| MBR = Master Bedroom 主人睡房 | U/P = Utility Platform 工作平台 |
| MB = Master Bathroom 主人浴室 | U/P ABOVE = Utility Platform Above 上層工作平台 |
| OPEN PIPE WELL = 開放式管道井 | VOID = 中空 |
| OWM = Openable Window For Maintenance 維修窗口 | VOID ABOVE = 上層中空 |
| PANTRY = 備餐間 | WALK-IN CLOSET = 衣帽間 |
| PLANTER = 花槽 | WMC = Water Meter Cabinet 水錶箱 |
| PITCHED ROOF = 斜天台 | WMR = Water Meter Room 水錶房 |
| PD = Pipe Duct 管道槽 | |
| PLANTER = 花槽 | |
| ROOF = 天台 | |

The internal areas of the residential properties on the upper floors will generally be slightly larger than those on the lower floors because of the reducing thickness of the structural walls on the upper floors. 因住宅物業的較高樓層的結構牆的厚度遞減，較高樓層的內部面積，一般比較低樓層的內部面積稍大。

Remark: The dimensions in the floor plans are all structural dimensions in millimetre. 備註：樓面平面圖之尺規所列數字為以毫米標示之建築結構尺寸。

Description 描述	Residential Unit 單位					
	Penthouse Duplex 頂層複式					
	P1	P2	P3	P5	P6	P7
Floor-to-floor height (refers to the height between the top surface of the structural slab of a floor and the top surface of the structural slab of its immediate upper floor) of each residential property (m) 每個住宅物業的層與層之間的高度 (指該樓層之石屎地台面與上一層石屎地台面之高度距離)(米)	1/F 3.175	3.325	3.375	3.425	3.725	3.175 3.325 3.375 3.425 3.725
Thickness of the floor slabs (excluding plaster) of each residential property (mm) 每個住宅物業的樓板 (不包括灰泥)的厚度(毫米)	1/F 150	175	200	250		

Block C 座 2/F 2樓

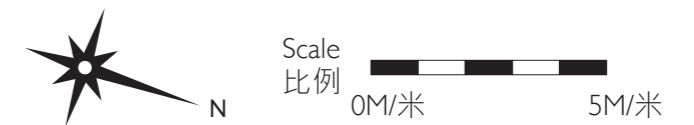


KEY SECTION 索引橫截面圖

Description 描述	Residential Unit 單位					
	Penthouse Duplex 頂層複式					
	P1	P2	P3	P5	P6	P7
Floor-to-floor height (refers to the height between the top surface of the structural slab of a floor and the top surface of the structural slab of its immediate upper floor) of each residential property (m) 每個住宅物業的層與層之間的高度 (指該樓層之石屎地台面與上一層石屎地台面之高度距離)(米)	2/F 2樓			3.375		3.425
Thickness of the floor slabs (excluding plaster) of each residential property (mm) 每個住宅物業的樓板 (不包括灰泥)的厚度(毫米)	2/F 2樓			150		175

The internal areas of the residential properties on the upper floors will generally be slightly larger than those on the lower floors because of the reducing thickness of the structural walls on the upper floors.
因住宅物業的較高樓層的結構牆的厚度遞減，較高樓層的內部面積，一般比較低樓層的內部面積稍大。

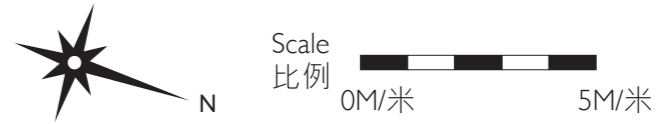
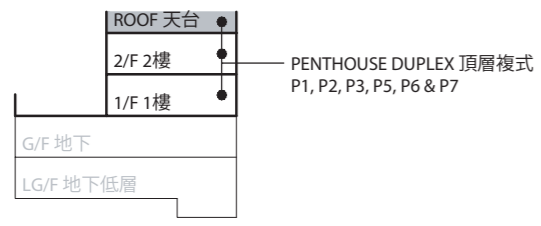
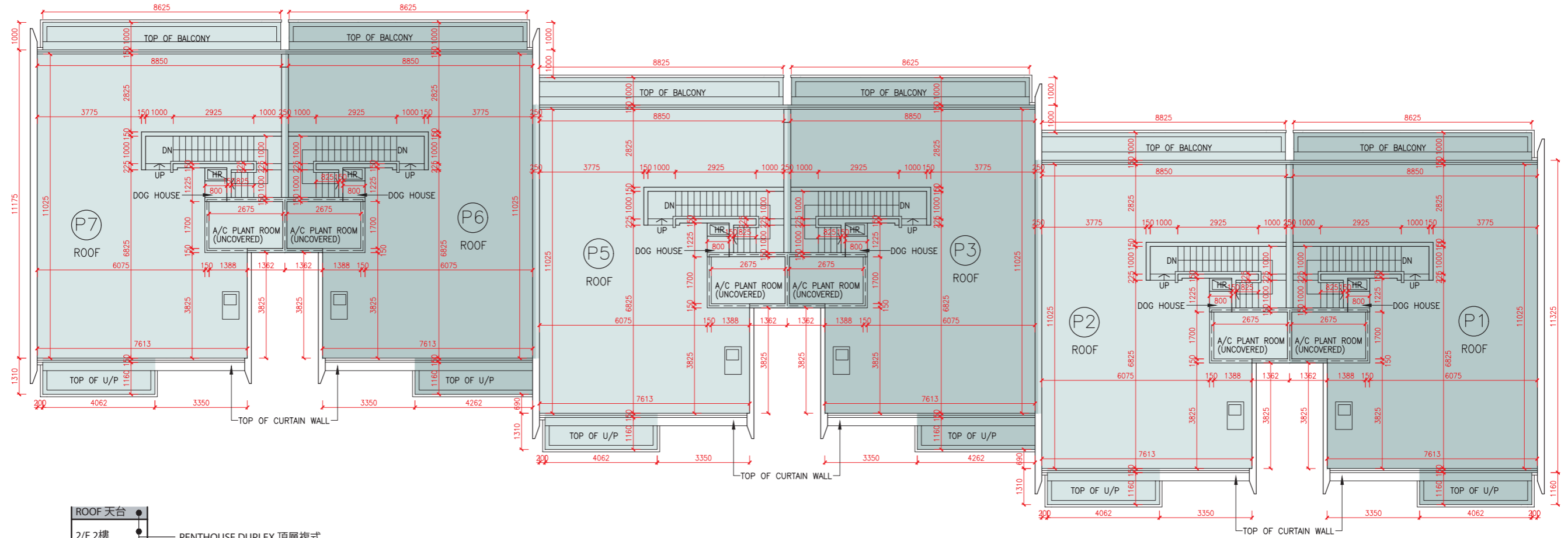
Remark: The dimensions in the floor plans are all structural dimensions in millimetre.
備註：樓面平面圖之尺規所列數字為以毫米標示之建築結構尺寸。



LEGEND I 圖例 1

- | | |
|---|---|
| A/C PLANT ROOM (UNCOVERED) = Air Conditioner Plant Room (uncovered) 空調機房 (沒有上蓋) | CD = Cable Duct 電線管道槽 |
| A/C PLANT ROOM = Air Conditioner Plant Room 空調機房 | CFR = Common Flat Roof 公用平台 |
| A/C PLATFORM = Air Conditioner Platform 空調機平台 | CPR = Common Pitched Roof 公用傾斜屋頂 |
| A/C PLATFORM ABOVE = Air Conditioner Platform Above 上層空調機平台 | CONS = Conservatory 溫室 |
| ACOUSTIC FIN = 隔音牆 | CURTAINWALL ABOVE = 上方之幕牆 |
| AD = Air Duct 通風管道槽 | DN = Down 下 |
| AF = Architectural Feature 建築裝飾 | DIN = Dining Room 飯廳 |
| AF ABOVE = Architectural Feature Above 上層建築裝飾 | DOG HOUSE = Mechanical & Electrical Services Duct Connecting to the Floor Below 連接下層的機電設施管道 |
| AF ON I/F = 建築裝飾於1樓 | DPMR = Drainage Pipe Maintenance Room 排水管維修房 |
| B = Bathroom 浴室 | ELV = Extra Low Voltage Duct 低電壓管道 |
| BAL = Balcony 露台 | EMR = Electricity Meter Room 電錶房 |
| BALCONY ABOVE = Balcony above 上層露台 | ENTRANCE HALL = 入口大堂 |
| BR = Bedroom 睡房 | FAMILY ROOM = 家庭廳 |
| BUILDING LINE ABOVE = 上方之建築邊線 | FLAT ROOF = 平台 |
| CANOPY = 簷篷 | GARDEN = 花園 |
| CANOPY ABOVE = 上層簷篷 | HR = Hose Reel 消防喉轆 |

Block C 座 Roof 天台



- LEGEND 2 圖例 2
- | | |
|--|---|
| JACUZZI = 按摩池 | RS & MRR = Refuse Storage & Material Recovery Room 垃圾及物料回收室 |
| KIT = Kitchen 廚房 | SKYLIGHT = 天窗 |
| LAV = Lavatory 洗手間 | SV = Smoke Vent 排煙口 |
| LIFT = 升降機 | STO = Store 儲物房 |
| LIFT LOBBY = 升降機大堂 | SWIMMING POOL = 游泳池 |
| LIFT SHAFT = 升降機槽 | TOP OF BALCONY = 下層露台上蓋 |
| LIV = Living Room 客廳 | TOP OF CURTAIN WALL = 幕牆頂部 |
| LIV / DIN = Living / Dining Room 客/飯廳 | TOP OF U/P = Top of Utility Platform 下層工作平台上蓋 |
| MAF = Metal Architectural Feature 金屬建築裝飾 | UP = Up 上 |
| MBR = Master Bedroom 主人睡房 | U/P = Utility Platform 工作平台 |
| MB = Master Bathroom 主人浴室 | U/P ABOVE = Utility Platform Above 上層工作平台 |
| OPEN PIPE WELL = 開放式管道井 | VOID = 中空 |
| OWM = Openable Window For Maintenance 維修窗口 | VOID ABOVE = 上層中空 |
| PANTRY = 備餐間 | WALK-IN CLOSET = 衣帽間 |
| PLANTER = 花槽 | WMC = Water Meter Cabinet 水錶箱 |
| PITCHED ROOF = 斜天台 | WMR = Water Meter Room 水錶房 |
| PD = Pipe Duct 管道槽 | |
| PLANTER = 花槽 | |
| ROOF = 天台 | |


The internal areas of the residential properties on the upper floors will generally be slightly larger than those on the lower floors because of the reducing thickness of the structural walls on the upper floors.
因住宅物業的較高樓層的結構牆的厚度遞減，較高樓層的內部面積，一般比較低樓層的內部面積稍大。

Remark: The dimensions in the floor plans are all structural dimensions in millimetre.
備註：樓面平面圖之尺規所列數字為以毫米標示之建築結構尺寸。

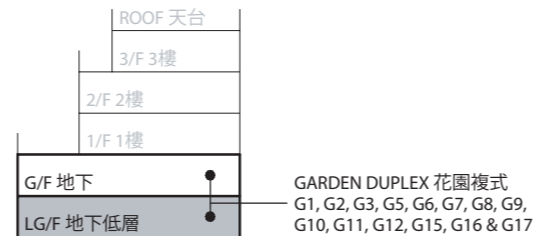
Floor plans of residential properties in the development

發展項目的住宅物業的樓面平面圖

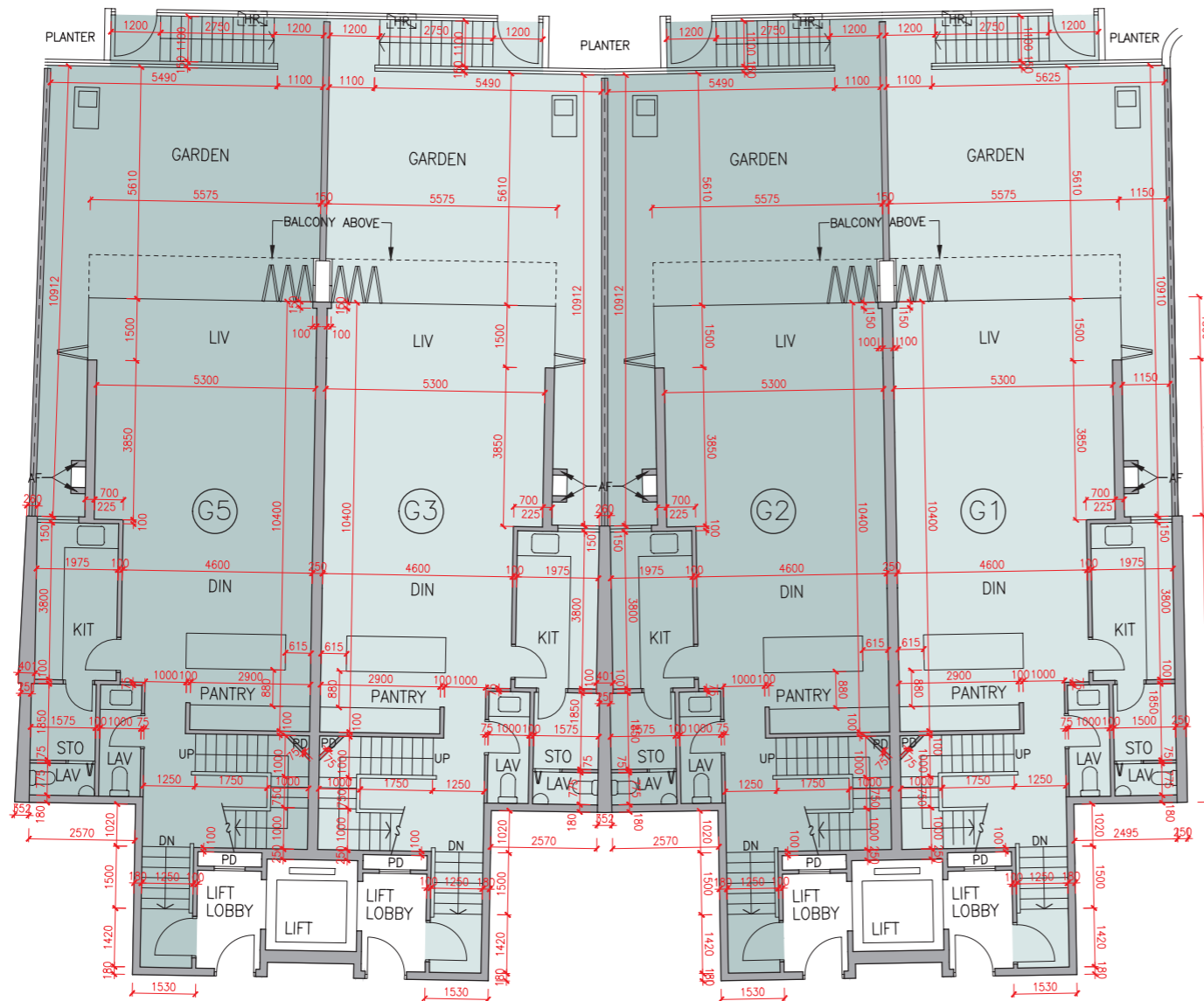
Block D 座 LG/F (Part Plan) 地下低層(部分平面圖)



KEY PLAN 索引圖



KEY SECTION 索引橫截面圖



Description 描述	Residential Unit 單位						
	Garden Duplex 花園複式						
	G1	G2	G3	G5			
Floor-to-floor height (refers to the height between the top surface of the structural slab of a floor and the top surface of the structural slab of its immediate upper floor) of each residential property (m) 每個住宅物業的層與層之間的高度 (指該樓層之石屎地台面與上一層石屎地台面之高度距離)(米)		3.350	3.450	3.500	3.850	4.650	7.000
Thickness of the floor slabs (excluding plaster) of each residential property (mm) 每個住宅物業的樓板 (不包括灰泥)的厚度(毫米)		150	175	250			

The internal areas of the residential properties on the upper floors will generally be slightly larger than those on the lower floors because of the reducing thickness of the structural walls on the upper floors.
因住宅物業的較高樓層的結構牆的厚度遞減，較高樓層的內部面積，一般比較低樓層的內部面積稍大。

Remark: The dimensions in the floor plans are all structural dimensions in millimetre.
備註：樓面平面圖之尺規所列數字為以毫米標示之建築結構尺寸。

LEGEND I 圖例 1

A/C PLANT ROOM (UNCOVERED)	= Air Conditioner Plant Room (uncovered) 空調機房(沒有上蓋)	CD	= Cable Duct 電線管道槽
A/C PLANT ROOM	= Air Conditioner Plant Room 空調機房	CFR	= Common Flat Roof 公用平台
A/C PLATFORM	= Air Conditioner Platform 空調機平台	CPR	= Common Pitched Roof 公用傾斜屋頂
A/C PLATFORM ABOVE	= Air Conditioner Platform Above 上層空調機平台	CONS	= Conservatory 溫室
ACOUSTIC FIN	= 隔音牆	CURTAIN WALL ABOVE	= 上方之幕牆
AD	= Air Duct 通風管道槽	DN	= Down 下
AF	= Architectural Feature 建築裝飾	DIN	= Dining Room 飯廳
AF ABOVE	= Architectural Feature Above 上層建築裝飾	DOG HOUSE	= Mechanical & Electrical Services Duct Connecting to the Floor Below 連接下層的機電設施管道
AF ON I/F	= 建築裝飾於1樓	DPMR	= Drainage Pipe Maintenance Room 排水管維修房
B	= Bathroom 浴室	ELV	= Extra Low Voltage Duct 低電壓管道
BAL	= Balcony 露台	EMR	= Electricity Meter Room 電錶房
BALCONY ABOVE	= Balcony above 上層露台	ENTRANCE HALL	= 入口大堂
BR	= Bedroom 睡房	FAMILY ROOM	= 家庭廳
BUILDING LINE ABOVE	= 上方之建築邊線	FLAT ROOF	= 平台
CANOPY	= 簷篷	GARDEN	= 花園
CANOPY ABOVE	= 上層簷篷	HR	= Hose Reel 消防喉轆



Scale 比例
0M/米 5M/米

Floor plans of residential properties in the development

發展項目的住宅物業的樓面平面圖

Block D 座 G/F (Part Plan) 地下(部分平面圖)

Description 描述	Residential Unit 單位			
	Garden Duplex 花園複式			
	G1	G2	G3	G5
Floor-to-floor height (refers to the height between the top surface of the structural slab of a floor and the top surface of the structural slab of its immediate upper floor) of each residential property (m) 每個住宅物業的層與層之間的高度(指該樓層之石屎地台面與上一層石屎地台面之高度距離)(米)	G/F 地下		3.150	
			3.200	
			3.300	
			3.475	
			3.500	
Thickness of the floor slabs (excluding plaster) of each residential property (mm) 每個住宅物業的樓板(不包括灰泥)的厚度(毫米)	G/F 地下		150	
			175	
			225	
			300	

The internal areas of the residential properties on the upper floors will generally be slightly larger than those on the lower floors because of the reducing thickness of the structural walls on the upper floors.

因住宅物業的較高樓層的結構牆的厚度遞減，較高樓層的內部面積，一般比較低樓層的內部面積稍大。

Remark: The dimensions in the floor plans are all structural dimensions in millimetre.

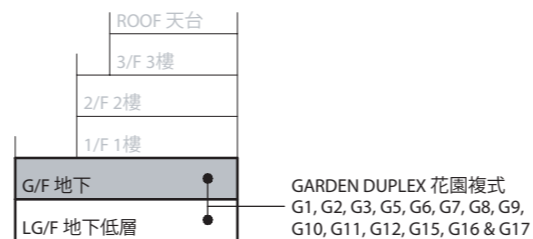
備註：樓面平面圖之尺規所列數字為以毫米標示之建築結構尺寸。

Layout on the latest approved building plans, for "as-is" layout of Garden Duplex G1, G/F, Block D, please refer to separate floor plan under this section.

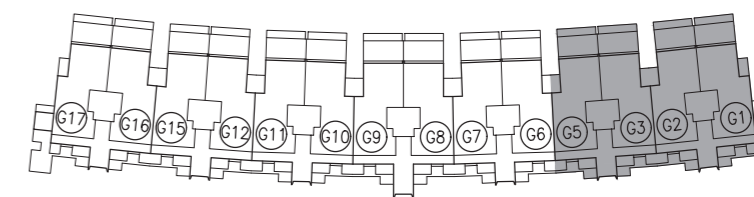
最新經批准的建築圖則的布局，現時D座花園複式G1地下之布局另載於本章節。

LEGEND 2 圖例 2

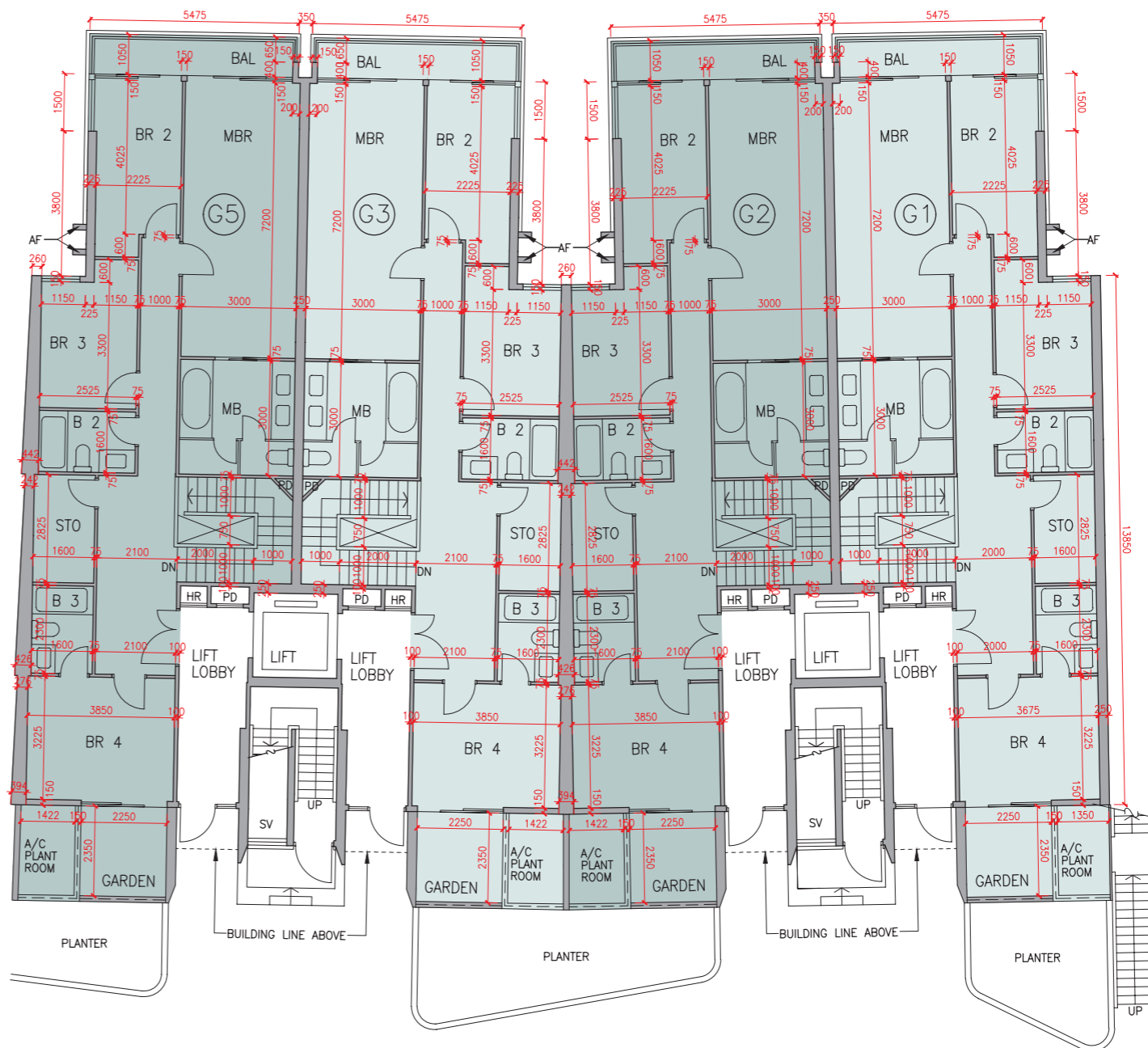
JACUZZI = 按摩池	RS & MRR = Refuse Storage & Material Recovery Room 垃圾及物料回收室
KIT = Kitchen 廚房	SKYLIGHT = 天窗
LAV = Lavatory 洗手間	SV = Smoke Vent 排煙口
LIFT = 升降機	STO = Store 儲物房
LIFT LOBBY = 升降機大堂	SWIMMING POOL = 游泳池
LIFT SHAFT = 升降機槽	TOP OF BALCONY = 下層露台上蓋
LIV = Living Room 客廳	TOP OF CURTAIN WALL = 幕牆頂部
LIV / DIN = Living / Dining Room 客/飯廳	TOP OF U/P = Top of Utility Platform 下層工作平台上蓋
MAF = Metal Architectural Feature 金屬建築裝飾	UP = Up 上
MBR = Master Bedroom 主人睡房	U/P = Utility Platform 工作平台
MB = Master Bathroom 主人浴室	U/P ABOVE = Utility Platform Above 上層工作平台
OPEN PIPE WELL = 開放式管道井	VOID = 中空
OWM = Openable Window For Maintenance 維修窗口	VOID ABOVE = 上層中空
PANTRY = 備餐間	WALK-IN CLOSET = 衣帽間
PLANTER = 花槽	WMC = Water Meter Cabinet 水錶箱
PITCHED ROOF = 斜天台	WMR = Water Meter Room 水錶房
PD = Pipe Duct 管道槽	
PLANTER = 花槽	
ROOF = 天台	



KEY SECTION 索引橫截面圖



KEY PLAN 索引圖



Scale 比例 0M/米 5M/米

Floor plans of residential properties in the development

發展項目的住宅物業的樓面平面圖

Block D 座 G/F (Part Plan) 地下(部分平面圖)

"As-is" layout with exempted works carried out under the Building Ordinance.
獲《建築物條例》豁免的工程進行後的現時布局。

List of exempted works under the Buildings Ordinance (Cap.123) carried out at Residential Unit G1 after the completion of works as shown in the latest approved building plans:

- (a) Partition wall between store and corridor changed to timber slide-fold door.
- (b) Partition wall between bedroom 2 and bedroom 3 relocated.
- (c) Partition wall between master bedroom and bedroom 2 removed.
- (d) Door of master bedroom relocated.
- (e) Partition walls and sliding doors added in master bedroom.

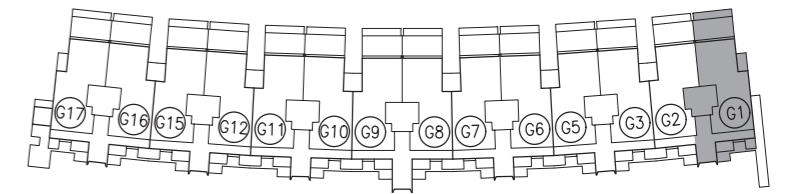
在最新經批准的建築圖則所顯示的工程完成後，按建築物條例(第123章)，於 G1 住宅單位作為豁免工程進行的工程如下：

- (a) 更改儲物房及走廊之間間牆為趟摺木門。
- (b) 睡房2及睡房3之間間牆移位。
- (c) 刪除主人睡房及睡房2之間間牆。
- (d) 主人睡房門位置移位。
- (e) 主人睡房增添間牆及趟門。

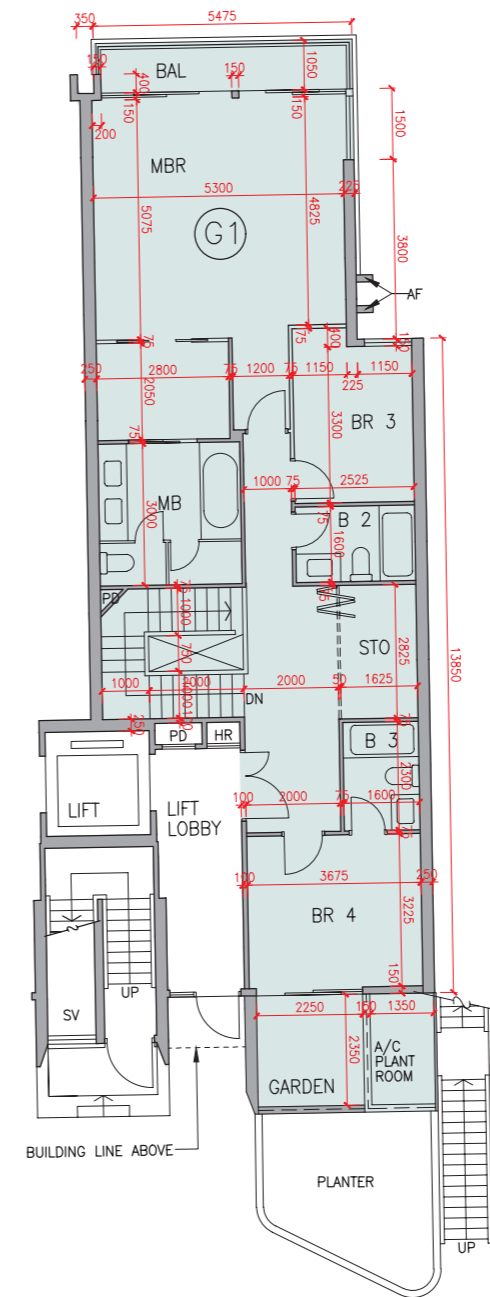
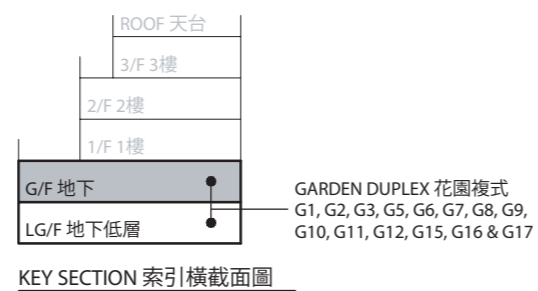
The internal areas of the residential properties on the upper floors will generally be slightly larger than those on the lower floors because of the reducing thickness of the structural walls on the upper floors.

因住宅物業的較高樓層的結構牆的厚度遞減，較高樓層的內部面積，一般比較低樓層的內部面積稍大。

Remark: The dimensions in the floor plans are all structural dimensions in millimetre.
備註：樓面平面圖之尺規所列數字為以毫米標示之建築結構尺寸。



KEY PLAN 索引圖

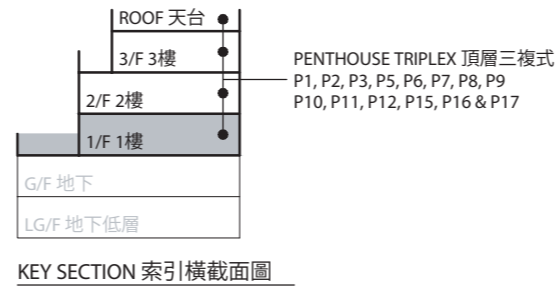
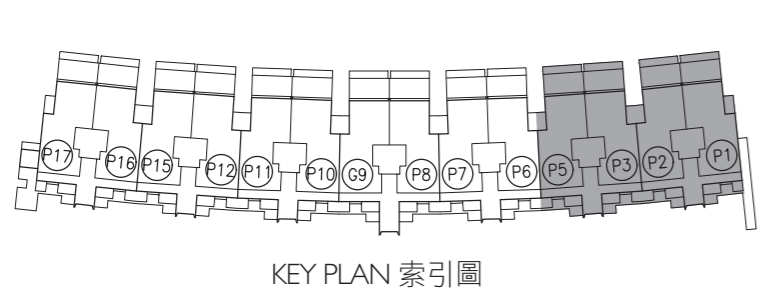


This page left blank intentionally
本頁故意留白

Floor plans of residential properties in the development

發展項目的住宅物業的樓面平面圖

Block D 座 1/F (Part Plan) 1樓(部分平面圖)

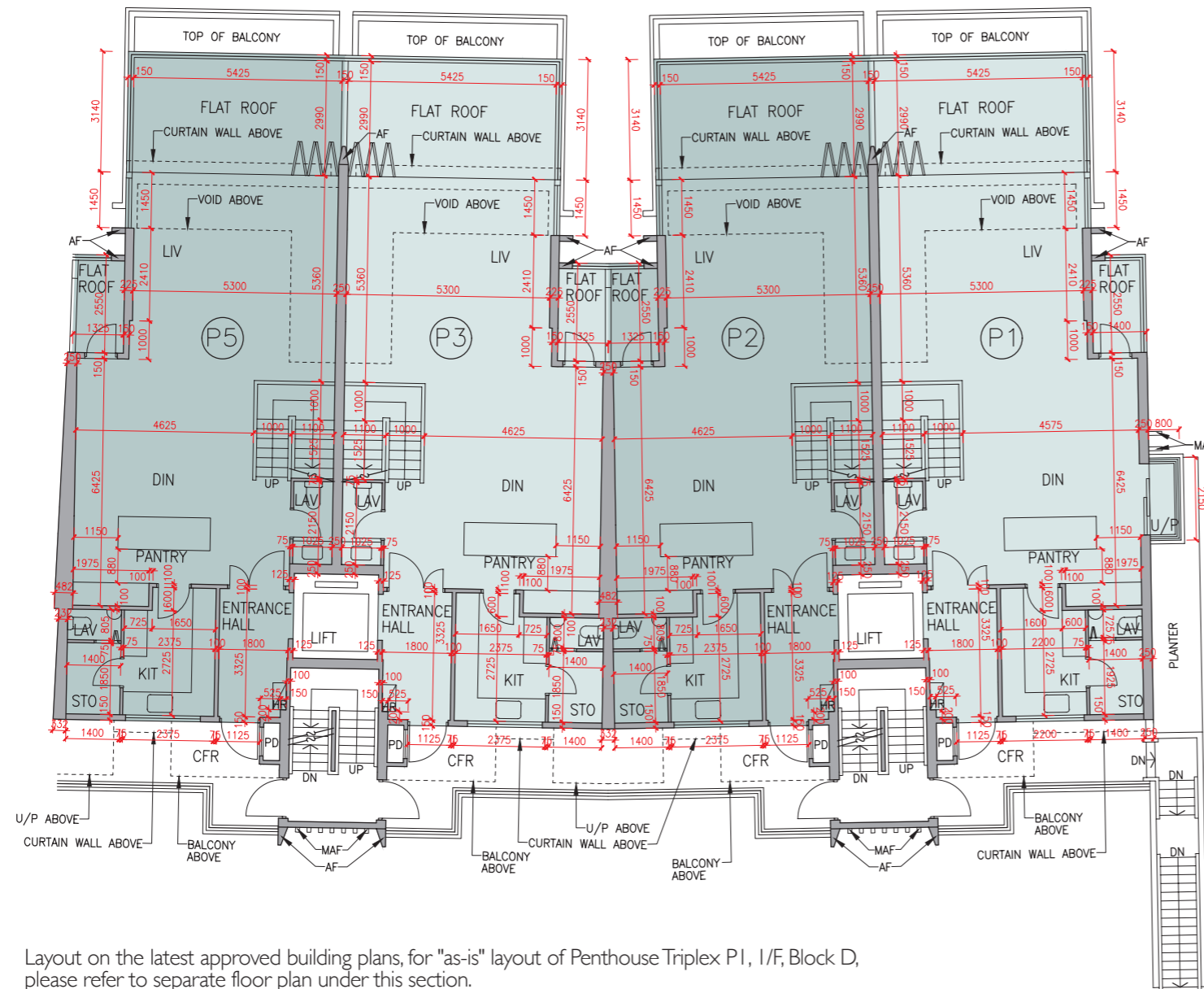


Description 描述	Residential Unit 單位			
	Penthouse Triplex 頂層三複式			
	P1	P2	P3	P5
Floor-to-floor height (refers to the height between the top surface of the structural slab of a floor and the top surface of the structural slab of its immediate upper floor) of each residential property (m) 每個住宅物業的層與層之間的高度 (指該樓層之石屎地台面與上一層石屎地台面之高度距離)(米)	I/F 1樓			
	3.500	3.525	3.850	6.700
	7.000			
Thickness of the floor slabs (excluding plaster) of each residential property (mm) 每個住宅物業的樓板 (不包括灰泥)的厚度(毫米)	I/F 1樓			
	150	175	200	

The internal areas of the residential properties on the upper floors will generally be slightly larger than those on the lower floors because of the reducing thickness of the structural walls on the upper floors.
因住宅物業的較高樓層的結構牆的厚度遞減，較高樓層的內部面積，一般比較低樓層的內部面積稍大。

Remarks: 1. The dimensions in the floor plans are all structural dimensions in millimetre.
2. The entrance hall (serving as a private lift lobby) forms part of a residential property, is not a common part of the Development. Where applicable, the saleable area of the relevant residential properties specified in the section "Area of Residential Properties in the Development" already includes the floor areas of such entrance hall. The Authorised Person for the Development has certified that (a) there is no restriction on the usage of such entrance hall which will affect owner's enjoyment of the relevant residential property and (b) such entrance hall is made for the exclusive use of the owner of the relevant residential property.

備註: 1. 樓面平面圖之尺規所列數字為以毫米標示之建築結構尺寸。
2. 入口大堂(作為私人升降機大堂)屬住宅物業一部分，並非發展項目之公用部分。如適用，在「發展項目中的住宅物業的面積」部分內所列出的有關住宅物業之實用面積包括該入口大堂之樓面面積。發展項目的認可人士已證明入口大堂(a)在使用上沒有限制亦不會對相關住宅物業業主享用該住宅物業造成影響及(b)是專供相關住宅物業業主使用而設。



Layout on the latest approved building plans, for "as-is" layout of Penthouse Triplex P1, I/F, Block D, please refer to separate floor plan under this section.
最新經批准的建築圖則的布局，現時D座頂層三複式P1，1樓之布局另載於本章節。

LEGEND I 圖例 1

A/C PLANT ROOM (UNCOVERED) = Air Conditioner Plant Room (uncovered) 空調機房(沒有上蓋)	CD = Cable Duct 電線管道槽
A/C PLANT ROOM = Air Conditioner Plant Room 空調機房	CFR = Common Flat Roof 公用平台
A/C PLATFORM = Air Conditioner Platform 空調機平台	CPR = Common Pitched Roof 公用傾斜屋頂
A/C PLATFORM ABOVE = Air Conditioner Platform Above 上層空調機平台	CONS = Conservatory 溫室
ACOUSTIC FIN = 隔音牆	CURTAIN WALL ABOVE = 上方之幕牆
AD = Air Duct 通風管道槽	DN = Down 下
AF = Architectural Feature 建築裝飾	DIN = Dining Room 飯廳
AF ABOVE = Architectural Feature Above 上層建築裝飾	DOG HOUSE = Mechanical & Electrical Services Duct Connecting to the Floor Below 連接下層的機電設施管道
AF ON I/F = 建築裝飾於1樓	DPMR = Drainage Pipe Maintenance Room 排水管維修房
B = Bathroom 浴室	ELV = Extra Low Voltage Duct 低電壓管道
BAL = Balcony 露台	EMR = Electricity Meter Room 電錶房
BALCONY ABOVE = Balcony above 上層露台	ENTRANCE HALL = 入口大堂
BR = Bedroom 睡房	FAMILY ROOM = 家庭廳
BUILDING LINE ABOVE = 上方之建築邊線	FLAT ROOF = 平台
CANOPY = 簷篷	GARDEN = 花園
CANOPY ABOVE = 上層簷篷	HR = Hose Reel 消防喉轆



Scale 比例 0M/米 5M/米

Floor plans of residential properties in the development

發展項目的住宅物業的樓面平面圖

Block D 座 1/F (Part Plan) 1樓(部分平面圖)

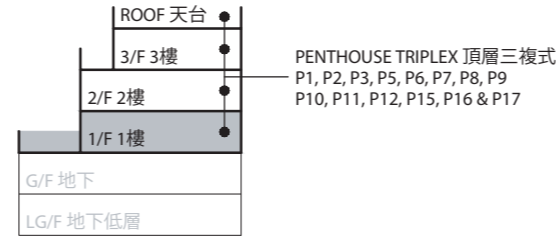
"As-is" layout with exempted works carried out under the Building Ordinance.
 獲《建築物條例》豁免的工程進行後的現時布局。

List of exempted works under the Building Ordinance (Cap. 123) carried out at Residential Unit P1 after the completion of works as shown in the latest approved building plans:

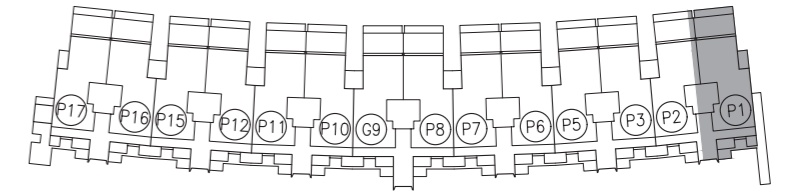
- (a) Protective barrier of staircase changed in dining room.

在最新經批准的建築圖則所顯示的工程完成後，按建築物條例(第123章)，於P1住宅單位作為豁免工程進行的工程如下：

- (a) 更改飯廳樓梯防護欄障。



KEY SECTION 索引橫截面圖



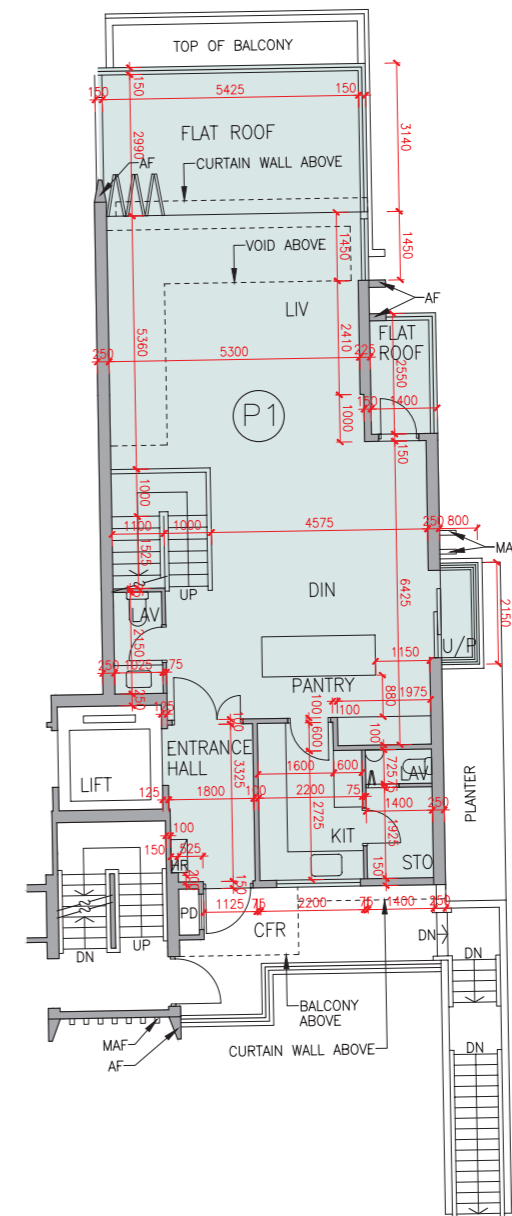
KEY PLAN 索引圖

The internal areas of the residential properties on the upper floors will generally be slightly larger than those on the lower floors because of the reducing thickness of the structural walls on the upper floors.

因住宅物業的較高樓層的結構牆的厚度遞減，較高樓層的內部面積，一般比較低樓層的內部面積稍大。

- Remarks:
- The dimensions in the floor plans are all structural dimensions in millimetre.
 - The entrance hall (serving as a private lift lobby) forms part of a residential property, is not a common part of the Development. The saleable area of the relevant residential properties specified in the section "Area of Residential Properties in the Development" already includes the floor area of such entrance hall. The Authorised Person for the Development has certified that (a) there is no restriction on the usage of such entrance hall which will affect owner's enjoyment of the relevant residential property and (b) such entrance hall is made for the exclusive use of the owner of the relevant residential property.

- 備註：
- 樓面平面圖之尺規所列數字為以毫米標示之建築結構尺寸。
 - 入口大堂(作為私人升降機大堂)屬住宅物業一部分，並非發展項目之公用部分。在「發展項目中的住宅物業的面積」部分內所列出的有關住宅物業之實用面積包括該入口大堂之樓面面積。發展項目的認可人士已證明入口大堂(a)在使用上沒有限制亦不會對相關住宅物業業主享用該住宅物業造成影響及(b)是專供相關住宅物業業主使用而設。



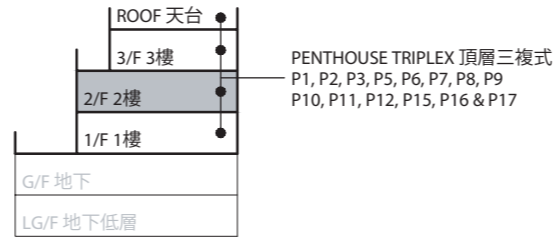
This page left blank intentionally
本頁故意留白

Floor plans of residential properties in the development

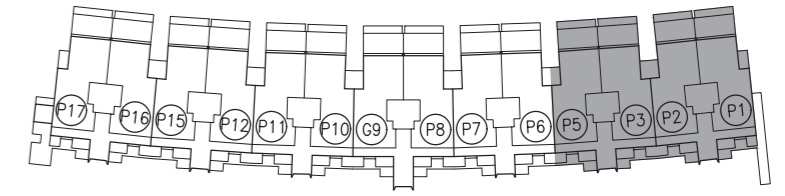
發展項目的住宅物業的樓面平面圖

Block D 座 2/F (Part Plan) 2樓(部分平面圖)

Description 描述	Residential Unit 單位				
	Penthouse Triplex 頂層三複式				
	P1	P2	P3	P5	
Floor-to-floor height (refers to the height between the top surface of the structural slab of a floor and the top surface of the structural slab of its immediate upper floor) of each residential property (m) 每個住宅物業的層與層之間的高度(指該樓層之石屎地台面與上一層石屎地台面之高度距離)(米)	2/F 2樓	3.200	3.260	3.450	3.500
Thickness of the floor slabs (excluding plaster) of each residential property (mm) 每個住宅物業的樓板(不包括灰泥)的厚度(毫米)	2/F 2樓	150	175	200	



KEY SECTION 索引橫截面圖



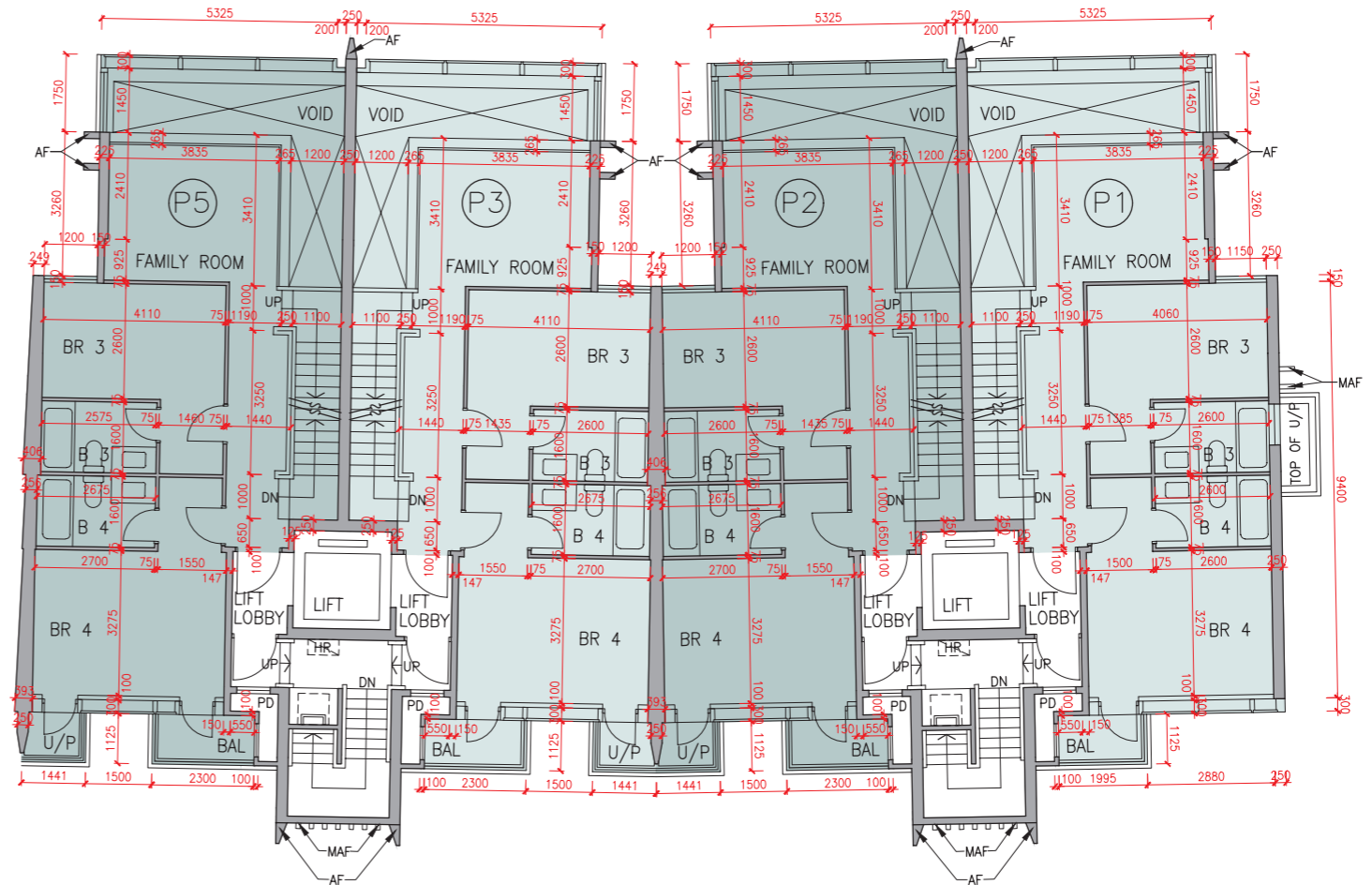
KEY PLAN 索引圖

The internal areas of the residential properties on the upper floors will generally be slightly larger than those on the lower floors because of the reducing thickness of the structural walls on the upper floors.

因住宅物業的較高樓層的結構牆的厚度遞減，較高樓層的內部面積，一般比較低樓層的內部面積稍大。

Remark: The dimensions in the floor plans are all structural dimensions in millimetre.

備註：樓面平面圖之尺規所列數字為以毫米標示之建築結構尺寸。



LEGEND 2 圖例 2

JACUZZI = 按摩池	RS & MRR = Refuse Storage & Material Recovery Room 垃圾及物料回收室
KIT = Kitchen 廚房	SKYLIGHT = 天窗
LAV = Lavatory 洗手間	SV = Smoke Vent 排煙口
LIFT = 升降機	STO = Store 儲物房
LIFT LOBBY = 升降機大堂	SWIMMING POOL = 游泳池
LIFT SHAFT = 升降機槽	TOP OF BALCONY = 下層露台上蓋
LIV = Living Room 客廳	TOP OF CURTAIN WALL = 幕牆頂部
LIV / DIN = Living / Dining Room 客/飯廳	TOP OF U/P = Top of Utility Platform 下層工作平台上蓋
MAF = Metal Architectural Feature 金屬建築裝飾	UP = Up 上
MBR = Master Bedroom 主人睡房	U/P = Utility Platform 工作平台
MB = Master Bathroom 主人浴室	U/P ABOVE = Utility Platform Above 上層工作平台
OPEN PIPE WELL = 開放式管道井	VOID = 中空
OWM = Openable Window For Maintenance 維修窗口	VOID ABOVE = 上層中空
PANTRY = 備餐間	WALK-IN CLOSET = 衣帽間
PLANTER = 花槽	WMC = Water Meter Cabinet 水錶箱
PITCHED ROOF = 斜天台	WMR = Water Meter Room 水錶房
PD = Pipe Duct 管道槽	
PLANTER = 花槽	
ROOF = 天台	

Layout on the latest approved building plans, for "as-is" layout of Penthouse Triplex P1, 2/F, Block D, please refer to separate floor plan under this section.

最新經批准的建築圖則的布局，現時D座頂層三複式P1，2樓之布局另載於本章節。



Scale 比例
0M/米 5M/米

Floor plans of residential properties in the development

發展項目的住宅物業的樓面平面圖

Block D 座 2/F (Part Plan) 2樓(部分平面圖)

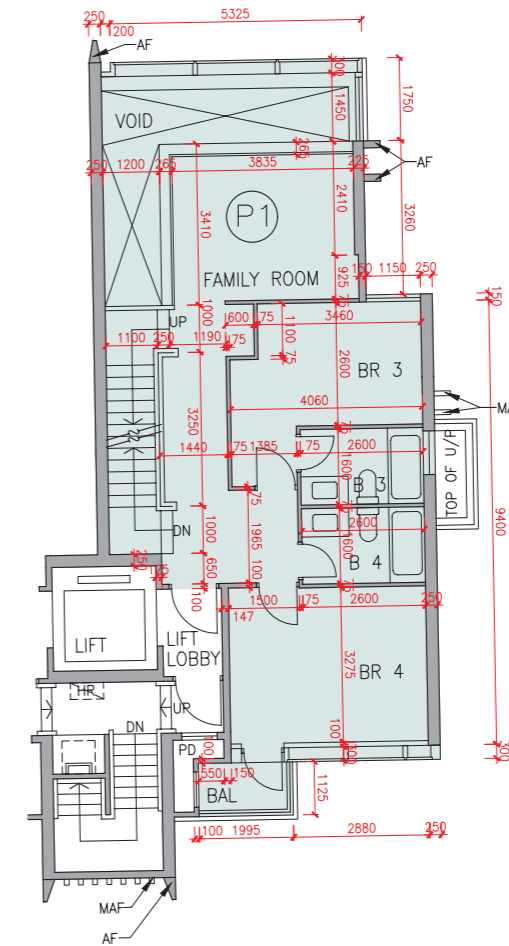
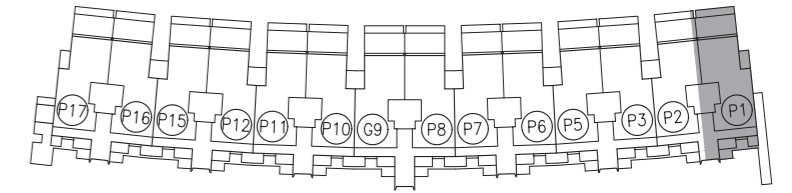
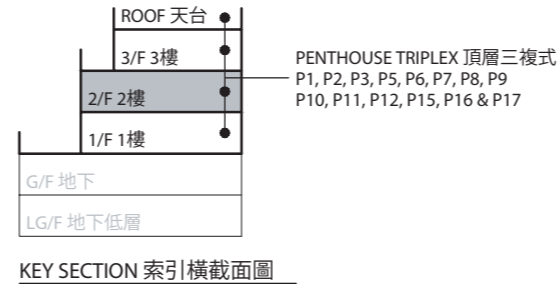
"As-is" layout with exempted works carried out under the Building Ordinance.
獲《建築物條例》豁免的工程進行後的現時布局。

List of exempted works under the Building Ordinance (Cap. 123) carried out at Residential Unit P1 after the completion of works as shown in the latest approved building plans:

- (a) Doors of bedroom 3 and bedroom 4 relocated.
- (b) Partitions wall layout between bedroom 3 and bedroom 4 changed.
- (c) Partitions wall layout between bedroom 3 and corridor changed.

在最新經批准的建築圖則所顯示的工程完成後，按建築物條例(第123章)，於P1住宅單位作為豁免工程進行的工程如下：

- (a) 睡房3及睡房4房門位置移位。
- (b) 更改睡房3及睡房4之間的分牆布局。
- (c) 更改睡房3及走廊之間的分牆布局。



The internal areas of the residential properties on the upper floors will generally be slightly larger than those on the lower floors because of the reducing thickness of the structural walls on the upper floors.

因住宅物業的較高樓層的結構牆的厚度遞減，較高樓層的內部面積，一般比較低樓層的內部面積稍大。

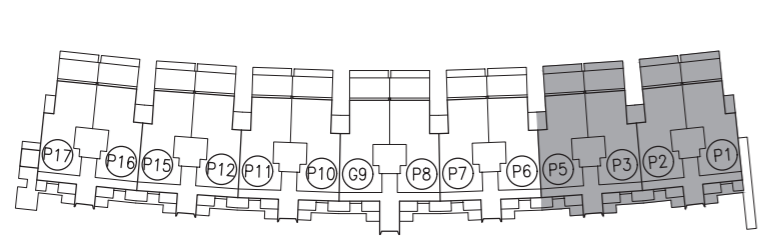
Remark: The dimensions in the floor plans are all structural dimensions in millimetre.
備註：樓面平面圖之尺規所列數字為以毫米標示之建築結構尺寸。

This page left blank intentionally
本頁故意留白

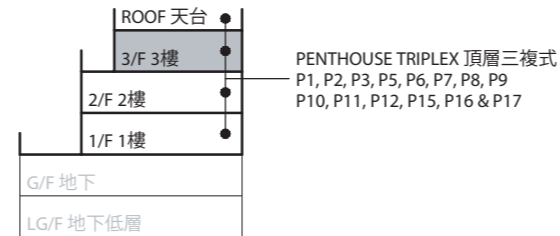
Floor plans of residential properties in the development

發展項目的住宅物業的樓面平面圖

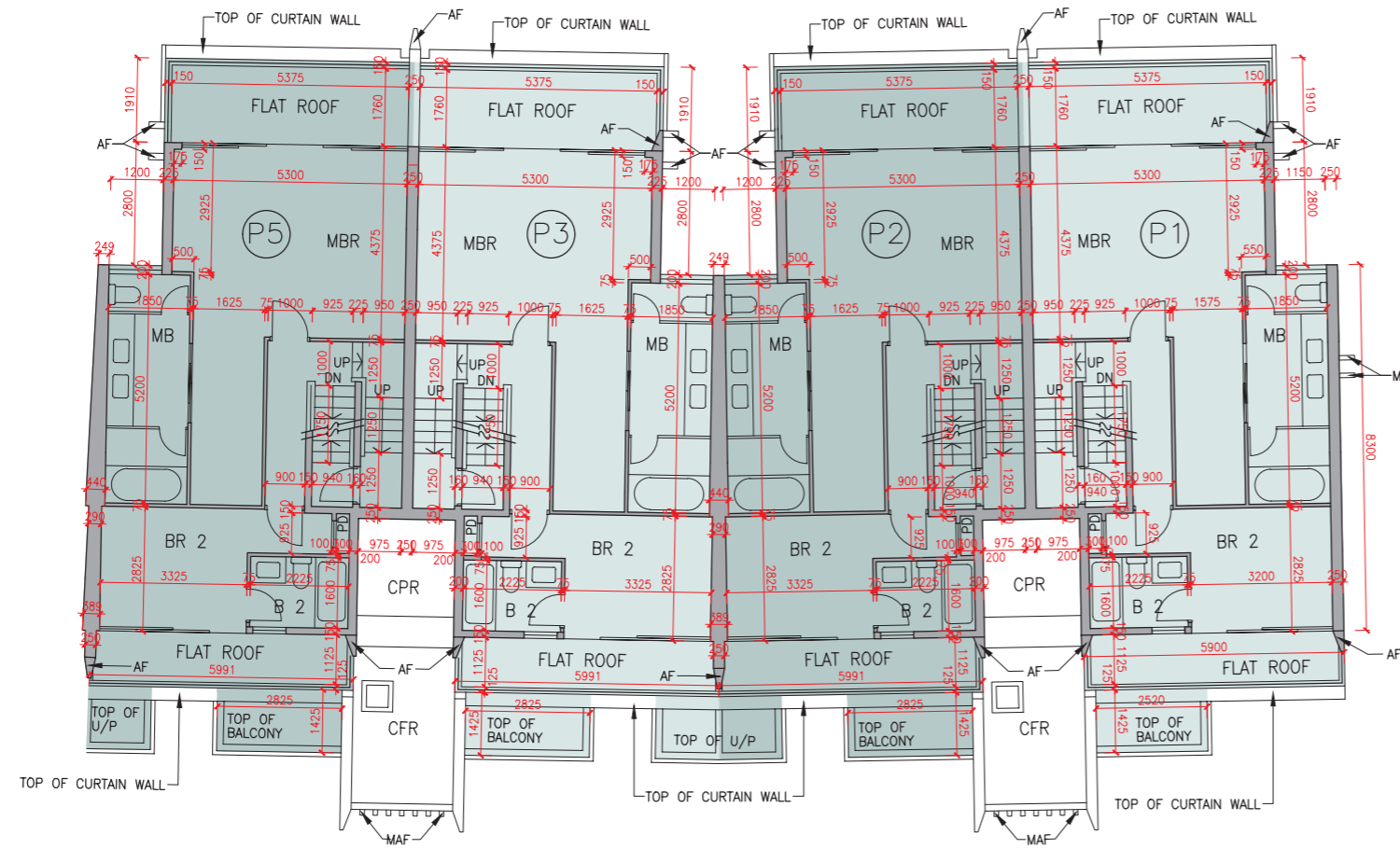
Block D 座 3/F (Part Plan) 3樓(部分平面圖)



KEY PLAN 索引圖



KEY SECTION 索引橫截面圖



Layout on the latest approved building plans, for "as-is" layout of Penthouse Triplex P1, 3/F, Block D, please refer to separate floor plan under this section.
最新經批准的建築圖則的布局，現時D座頂層三複式P1，3樓之布局另載於本章節。



Scale 比例
0M/米 5M/米

Description 描述	Residential Unit 單位			
	Penthouse Triplex 頂層三複式			
	P1	P2	P3	P5
Floor-to-floor height (refers to the height between the top surface of the structural slab of a floor and the top surface of the structural slab of its immediate upper floor) of each residential property (m) 每個住宅物業的層與層之間的高度(指該樓層之石屎地台面與上一層石屎地台面之高度距離)(米)	3.500	3.550	3.800	
Thickness of the floor slabs (excluding plaster) of each residential property (mm) 每個住宅物業的樓板(不包括灰泥)的厚度(毫米)	150	175		

The internal areas of the residential properties on the upper floors will generally be slightly larger than those on the lower floors because of the reducing thickness of the structural walls on the upper floors.

因住宅物業的較高樓層的結構牆的厚度遞減，較高樓層的內部面積，一般比較低樓層的內部面積稍大。

Remark: The dimensions in the floor plans are all structural dimensions in millimetre.
備註：樓面平面圖之尺規所列數字為以毫米標示之建築結構尺寸。

LEGEND I 圖例 1

A/C PLANT ROOM (UNCOVERED) = Air Conditioner Plant Room (uncovered) 空調機房(沒有上蓋)	CD = Cable Duct 電線管道槽
A/C PLANT ROOM = Air Conditioner Plant Room 空調機房	CFR = Common Flat Roof 公用平台
A/C PLATFORM = Air Conditioner Platform 空調機平台	CPR = Common Pitched Roof 公用傾斜屋頂
A/C PLATFORM ABOVE = Air Conditioner Platform Above 上層空調機平台	CONS = Conservatory 溫室
ACOUSTIC FIN = 隔音牆	CURTAIN WALL ABOVE = 上方之幕牆
AD = Air Duct 通風管道槽	DN = Down 下
AF = Architectural Feature 建築裝飾	DIN = Dining Room 飯廳
AF ABOVE = Architectural Feature Above 上層建築裝飾	DOG HOUSE = Mechanical & Electrical Services Duct Connecting to the Floor Below 連接下層的機電設施管道
AF ON I/F = 建築裝飾於1樓	DPMR = Drainage Pipe Maintenance Room 排水管維修房
B = Bathroom 浴室	ELV = Extra Low Voltage Duct 低電壓管道
BAL = Balcony 露台	EMR = Electricity Meter Room 電錶房
BALCONY ABOVE = Balcony above 上層露台	ENTRANCE HALL = 入口大堂
BR = Bedroom 睡房	FAMILY ROOM = 家庭廳
BUILDING LINE ABOVE = 上方之建築邊線	FLAT ROOF = 平台
CANOPY = 簷篷	GARDEN = 花園
CANOPY ABOVE = 上層簷篷	HR = Hose Reel 消防喉轆

Floor plans of residential properties in the development

發展項目的住宅物業的樓面平面圖

Block D 座 3/F (Part Plan) 3樓(部分平面圖)

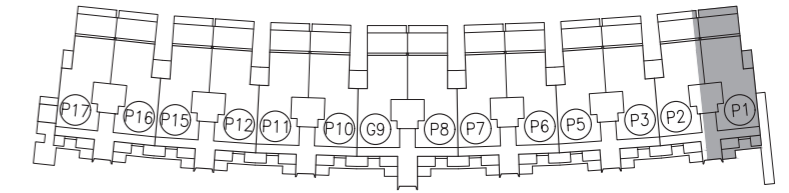
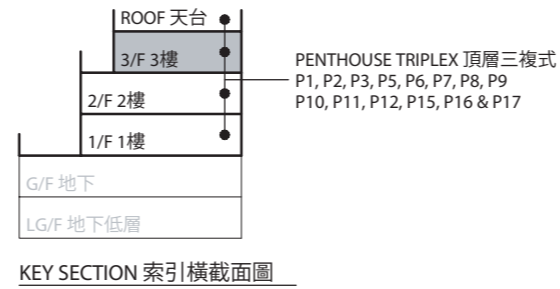
"As-is" layout with exempted works carried out under the Building Ordinance.
 獲《建築物條例》豁免的工程進行後的現時布局。

List of exempted works under the Building Ordinance (Cap. 123) carried out at Residential Unit P1 after the completion of works as shown in the latest approved building plans:

- (a) Doors of master bedroom and bedroom 2 relocated
- (b) Partition wall layout between master bedroom and corridor changed.

在最新經批准的建築圖則所顯示的工程完成後，按建築物條例(第123章)，於P1住宅單位作為豁免工程進行的工程如下：

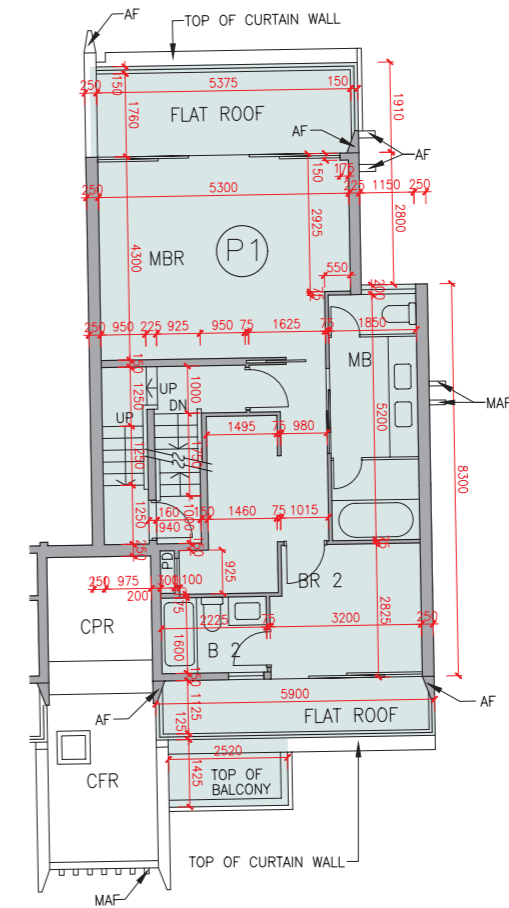
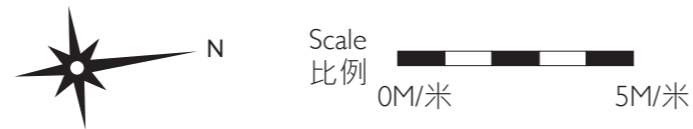
- (a) 主人睡房及睡房2房門位置移位。
- (b) 更改主人睡房及走廊之間間牆布局。



The internal areas of the residential properties on the upper floors will generally be slightly larger than those on the lower floors because of the reducing thickness of the structural walls on the upper floors.

因住宅物業的較高樓層的結構牆的厚度遞減，較高樓層的內部面積，一般比較低樓層的內部面積稍大。

Remark: The dimensions in the floor plans are all structural dimensions in millimetre.
 備註：樓面平面圖之尺規所列數字為以毫米標示之建築結構尺寸。

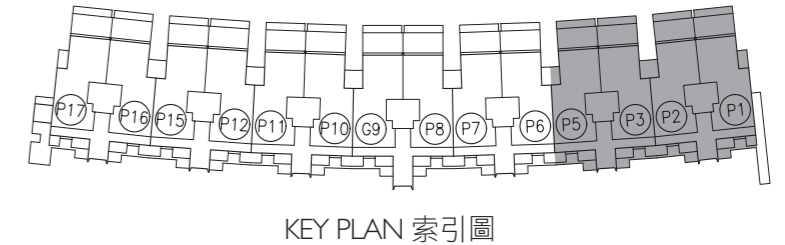
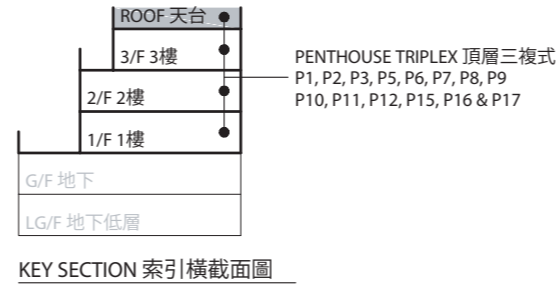


This page left blank intentionally
本頁故意留白

Floor plans of residential properties in the development

發展項目的住宅物業的樓面平面圖

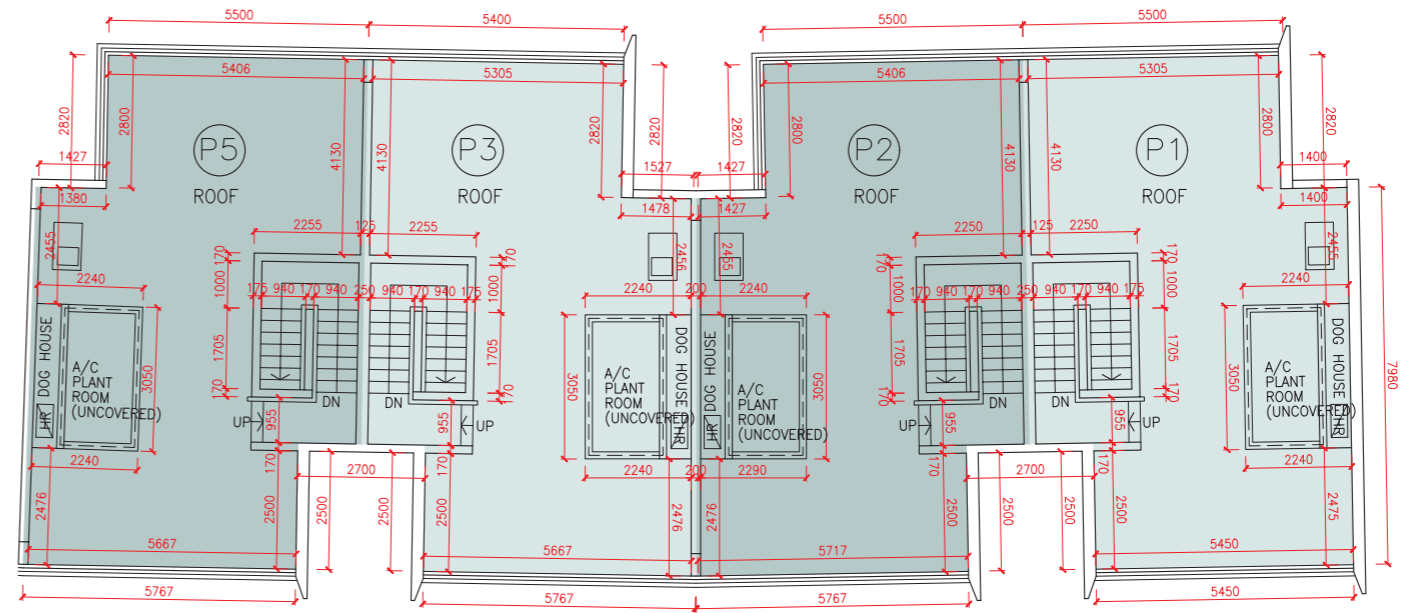
Block D 座 Roof (Part Plan) 天台(部分平面圖)



The internal areas of the residential properties on the upper floors will generally be slightly larger than those on the lower floors because of the reducing thickness of the structural walls on the upper floors.

因住宅物業的較高樓層的結構牆的厚度遞減，較高樓層的內部面積，一般比較低樓層的內部面積稍大。

Remark : The dimensions in the floor plans are all structural dimensions in millimetre.
備註：樓面平面圖之尺規所列數字為以毫米標示之建築結構尺寸。



LEGEND 2 圖例 2

JACUZZI = 按摩池	RS & MRR = Refuse Storage & Material Recovery Room 垃圾及物料回收室
KIT = Kitchen 廚房	SKYLIGHT = 天窗
LAV = Lavatory 洗手間	SV = Smoke Vent 排煙口
LIFT = 升降機	STO = Store 儲物房
LIFT LOBBY = 升降機大堂	SWIMMING POOL = 游泳池
LIFT SHAFT = 升降機槽	TOP OF BALCONY = 下層露台上蓋
LIV = Living Room 客廳	TOP OF CURTAIN WALL = 幕牆頂部
LIV / DIN = Living / Dining Room 客/飯廳	TOP OF U/P = Top of Utility Platform 下層工作平台上蓋
MAF = Metal Architectural Feature 金屬建築裝飾	UP = Up 上
MBR = Master Bedroom 主人睡房	U/P = Utility Platform 工作平台
MB = Master Bathroom 主人浴室	U/P ABOVE = Utility Platform Above 上層工作平台
OPEN PIPE WELL = 開放式管道井	VOID = 中空
OWM = Openable Window For Maintenance 維修窗口	VOID ABOVE = 上層中空
PANTRY = 備餐間	WALK-IN CLOSET = 衣帽間
PLANTER = 花槽	WMC = Water Meter Cabinet 水錶箱
PITCHED ROOF = 斜天台	WMR = Water Meter Room 水錶房
PD = Pipe Duct 管道槽	
PLANTER = 花槽	
ROOF = 天台	

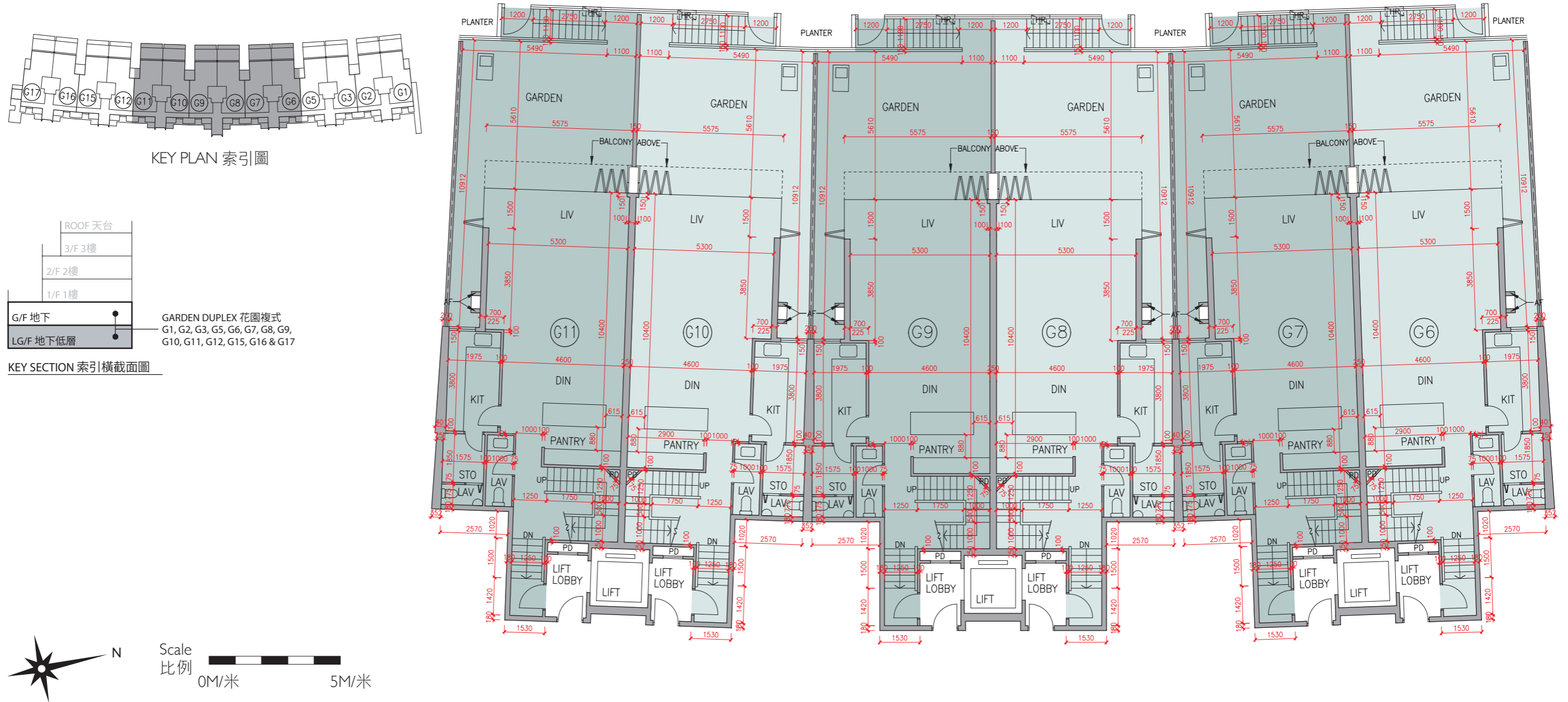


Scale 比例
0M/米 5M/米

Floor plans of residential properties in the development

發展項目的住宅物業的樓面平面圖

Block D 座 LG/F (Part Plan) 地下低層(部分平面圖)



Description 描述	Residential Unit 單位						
	Garden Duplex 花園複式						
	G6	G7	G8	G9	G10	G11	
Floor-to-floor height (refers to the height between the top surface of the structural slab of a floor and the top surface of the structural slab of its immediate upper floor) of each residential property (m) 每個住宅物業的層與層之間的高度(指該樓層之石屎地台面與上一層石屎地台面之高度距離)(米)	LG/F 地下低層						3.350 3.450 3.500 3.850 4.650 7.000
Thickness of the floor slabs (excluding plaster) of each residential property (mm) 每個住宅物業的樓板(不包括灰泥)的厚度(毫米)	LG/F 地下低層						150 175 250

The internal areas of the residential properties on the upper floors will generally be slightly larger than those on the lower floors because of the reducing thickness of the structural walls on the upper floors.
因住宅物業的較高樓層的結構牆的厚度遞減，較高樓層的內部面積，一般比較低樓層的內部面積稍大。

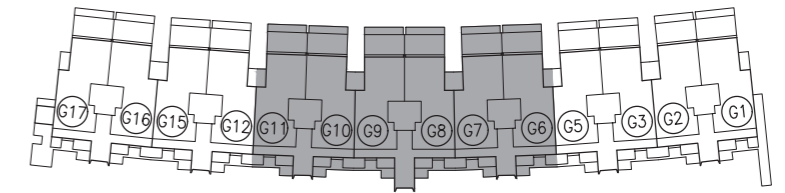
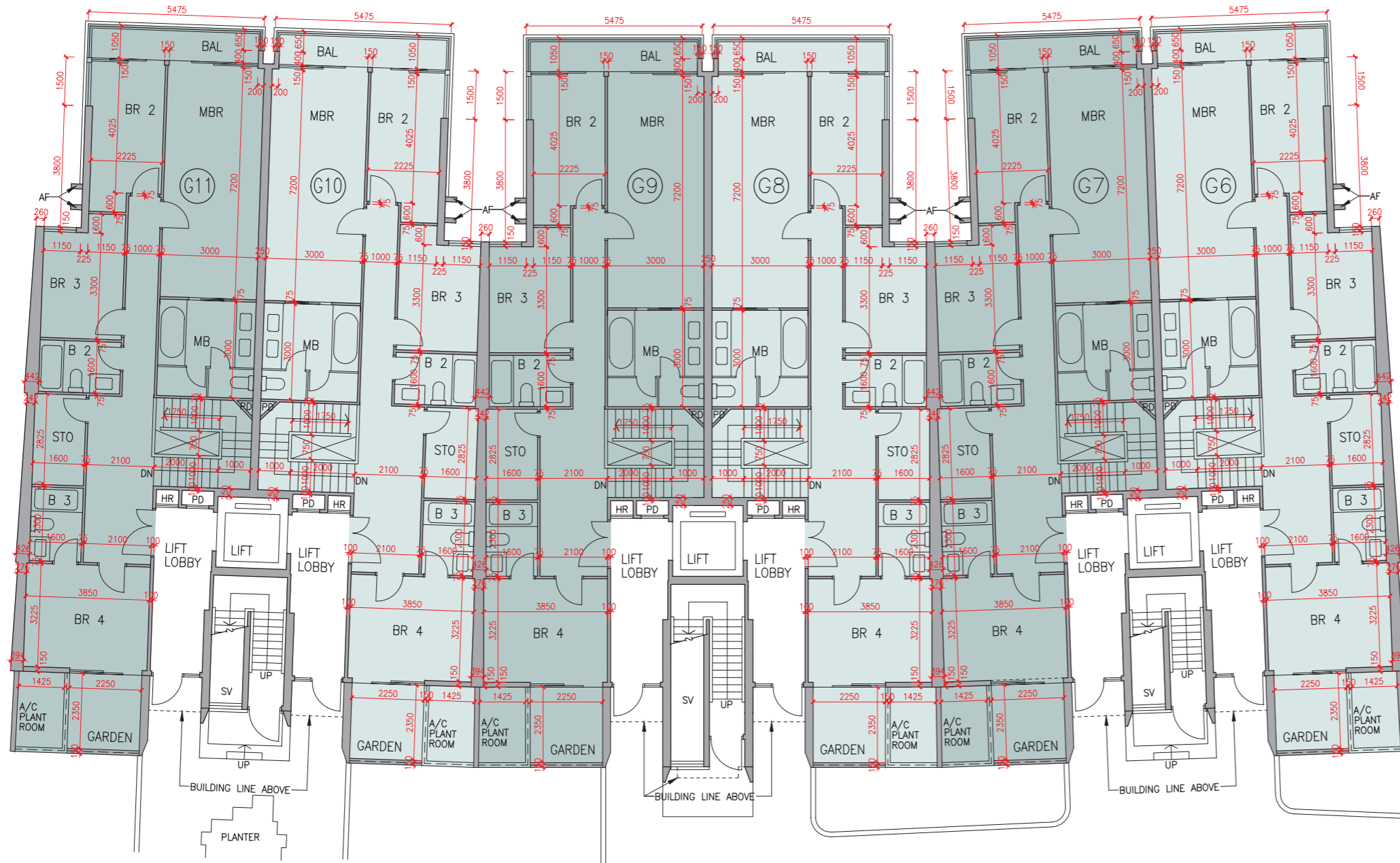
Remark: The dimensions in the floor plans are all structural dimensions in millimetre.
備註：樓面平面圖之尺規所列數字為以毫米標示之建築結構尺寸。

LEGEND | 圖例 1

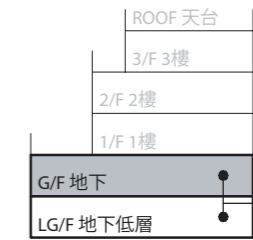
A/C PLANT ROOM (UNCOVERED)	= Air Conditioner Plant Room (uncovered) 空調機房(沒有上蓋)	CD	= Cable Duct 電線管道槽
A/C PLANT ROOM	= Air Conditioner Plant Room 空調機房	CFR	= Common Flat Roof 公用平台
A/C PLATFORM	= Air Conditioner Platform 空調機平台	CPR	= Common Pitched Roof 公用傾斜屋頂
A/C PLATFORM ABOVE	= Air Conditioner Platform Above 上層空調機平台	CONS	= Conservatory 溫室
ACOUSTIC FIN	= 隔音牆	CURTAIN WALL ABOVE	= 上方之幕牆
AD	= Air Duct 通風管道槽	DN	= Down 下
AF	= Architectural Feature 建築裝飾	DIN	= Dining Room 飯廳
AF ABOVE	= Architectural Feature Above 上層建築裝飾	DOG HOUSE	= Mechanical & Electrical Services Duct Connecting to the Floor Below 連接下層的機電設施管道
AF ON I/F	= 建築裝飾於1樓	DPMR	= Drainage Pipe Maintenance Room 排水管維修房
B	= Bathroom 浴室	ELV	= Extra Low Voltage Duct 低電壓管道
BAL	= Balcony 露台	EMR	= Electricity Meter Room 電錶房
BALCONY ABOVE	= Balcony above 上層露台	ENTRANCE HALL	= 入口大堂
BR	= Bedroom 睡房	FAMILY ROOM	= 家庭廳
BUILDING LINE ABOVE	= 上方之建築邊線	FLAT ROOF	= 平台
CANOPY	= 簷篷	GARDEN	= 花園
CANOPY ABOVE	= 上層簷篷	HR	= Hose Reel 消防喉轆

發展項目的住宅物業的樓面平面圖

Block D 座 G/F (Part Plan) 地下(部分平面圖)



KEY PLAN 索引圖



KEY SECTION 索引橫截面圖

GARDEN DUPLEX 花園複式
G1, G2, G3, G5, G6, G7, G8, G9,
G10, G11, G12, G15, G16 & G17

LEGEND 2 圖例 2

- | | |
|--|---|
| JACUZZI = 按摩池 | RS & MRR = Refuse Storage & Material Recovery Room 垃圾及物料回收室 |
| KIT = Kitchen 廚房 | SKYLIGHT = 天窗 |
| LAV = Lavatory 洗手間 | SV = Smoke Vent 排煙口 |
| LIFT = 升降機 | STO = Store 儲物房 |
| LIFT LOBBY = 升降機大堂 | SWIMMING POOL = 游泳池 |
| LIFT SHAFT = 升降機槽 | TOP OF BALCONY = 下層露台上蓋 |
| LIV = Living Room 客廳 | TOP OF CURTAIN WALL = 幕牆頂部 |
| LIV / DIN = Living / Dining Room 客/飯廳 | TOP OF U/P = Top of Utility Platform 下層工作平台上蓋 |
| MAF = Metal Architectural Feature 金屬建築裝飾 | UP = Up 上 |
| MBR = Master Bedroom 主人睡房 | U/P = Utility Platform 工作平台 |
| MB = Master Bathroom 主人浴室 | U/P ABOVE = Utility Platform Above 上層工作平台 |
| OPEN PIPE WELL = 開放式管道井 | VOID = 中空 |
| OWM = Openable Window For Maintenance 維修窗口 | VOID ABOVE = 上層中空 |
| PANTRY = 備餐間 | WALK-IN CLOSET = 衣帽間 |
| PLANTER = 花槽 | WMC = Water Meter Cabinet 水錶箱 |
| PITCHED ROOF = 斜天台 | WMR = Water Meter Room 水錶房 |
| PD = Pipe Duct 管道槽 | |
| PLANTER = 花槽 | |
| ROOF = 天台 | |

The internal areas of the residential properties on the upper floors will generally be slightly larger than those on the lower floors because of the reducing thickness of the structural walls on the upper floors. 因住宅物業的較高樓層的結構牆的厚度遞減，較高樓層的內部面積，一般比較低樓層的內部面積稍大。

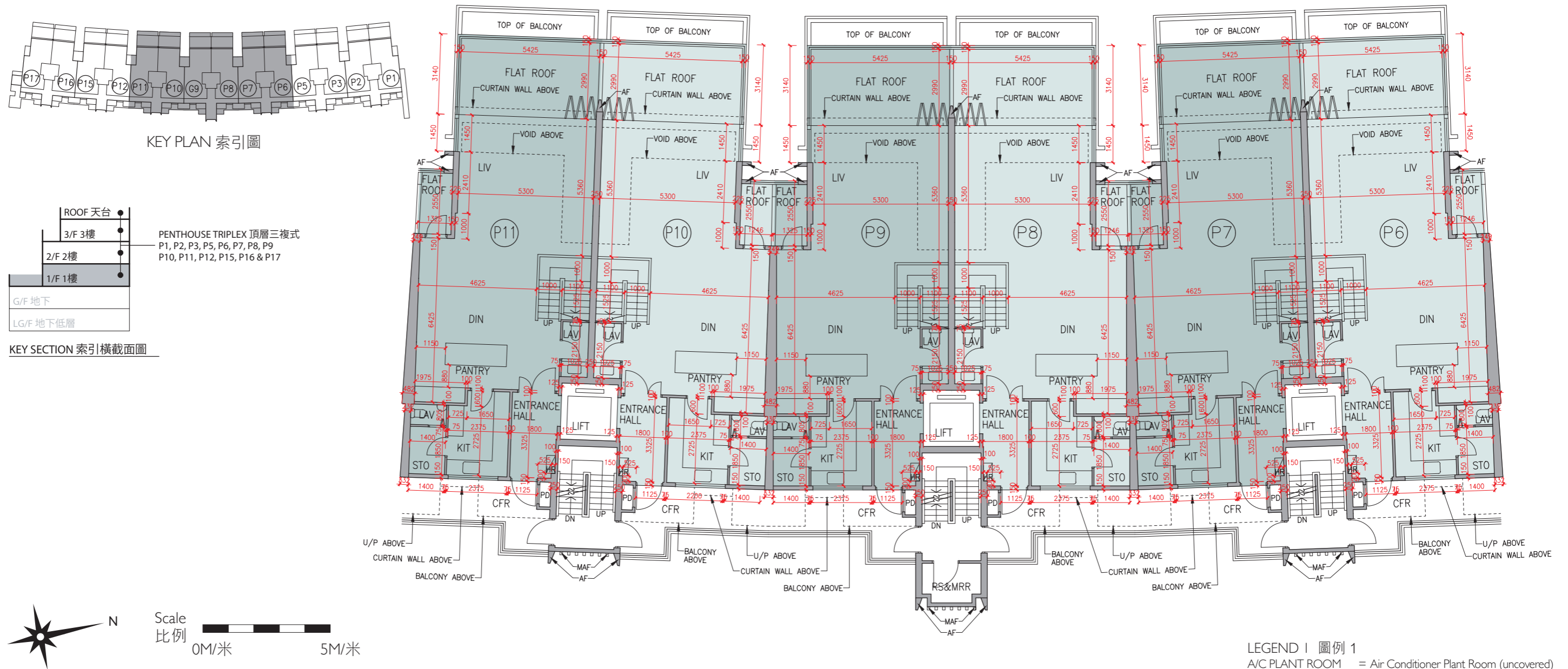
Remark: The dimensions in the floor plans are all structural dimensions in millimetre. 備註：樓面平面圖之尺規所列數字為以毫米標示之建築結構尺寸。

Description 描述	Residential Unit 單位					
	Garden Duplex 花園複式					
	G6	G7	G8	G9	G10	G11
Floor-to-floor height (refers to the height between the top surface of the structural slab of a floor and the top surface of the structural slab of its immediate upper floor) of each residential property (m) 每個住宅物業的層與層之間的高度(指該樓層之石屎地台面與上一層石屎地台面之高度距離)(米)				3.150	3.200	3.300
				3.475	3.500	3.550
				3.850		
Thickness of the floor slabs (excluding plaster) of each residential property (mm) 每個住宅物業的樓板(不包括灰泥)的厚度(毫米)				150	175	225
				300		

Floor plans of residential properties in the development

發展項目的住宅物業的樓面平面圖

Block D 座 1/F (Part Plan) 1樓(部分平面圖)



LEGEND I 圖例 1

- A/C PLANT ROOM (UNCOVERED) = Air Conditioner Plant Room (uncovered) 空調機房 (沒有上蓋)
- A/C PLANT ROOM = Air Conditioner Plant Room 空調機房
- A/C PLATFORM = Air Conditioner Platform 空調機平台
- A/C PLATFORM ABOVE = Air Conditioner Platform Above 上層空調機平台
- ACOUSTIC FIN = 隔音牆
- AD = Air Duct 通風管道槽
- AF = Architectural Feature 建築裝飾
- AF ABOVE = Architectural Feature Above 上層建築裝飾
- AF ON I/F = 建築裝飾於1樓
- B = Bathroom 浴室
- BAL = Balcony 露台
- BALCONY ABOVE = Balcony above 上層露台
- BR = Bedroom 睡房
- BUILDING LINE ABOVE = 上方之建築邊線
- CANOPY = 簷篷
- CANOPY ABOVE = 上層簷篷
- CD = Cable Duct 電線管道槽
- CFR = Common Flat Roof 公用平台
- CPR = Common Pitched Roof 公用傾斜屋頂
- CONS = Conservatory 溫室
- CURTAIN WALL ABOVE = 上方之幕牆
- DN = Down 下

Description 描述	Residential Unit 單位					
	Penthouse Triplex 頂層三複式					
	P6	P7	P8	P9	P10	P11
Floor-to-floor height (refers to the height between the top surface of the structural slab of a floor and the top surface of the structural slab of its immediate upper floor) of each residential property (m) 每個住宅物業的層與層之間的高度 (指該樓層之石屎地台面與上一層石屎地台面之高度距離)(米)						
Thickness of the floor slabs (excluding plaster) of each residential property (mm) 每個住宅物業的樓板 (不包括灰泥)的厚度(毫米)						

The internal areas of the residential properties on the upper floors will generally be slightly larger than those on the lower floors because of the reducing thickness of the structural walls on the upper floors. 因住宅物業的較高樓層的結構牆的厚度遞減，較高樓層的內部面積，一般比較低樓層的內部面積稍大。

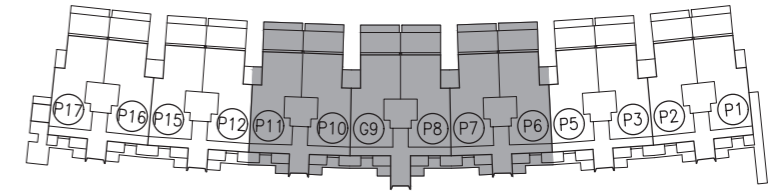
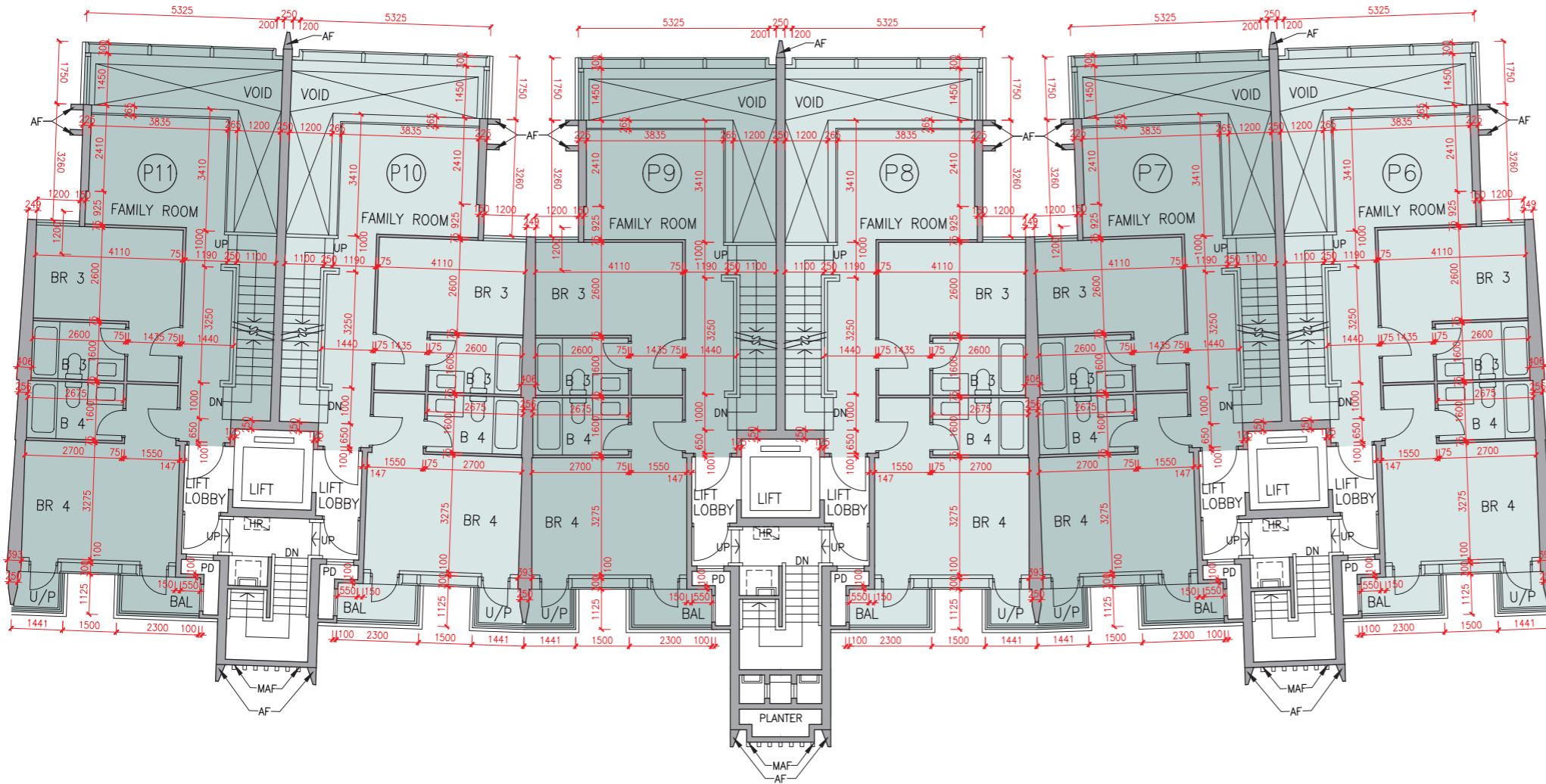
Remarks: 1. The dimensions in the floor plans are all structural dimensions in millimetre.
2. The entrance hall (serving as a private lift lobby) forms part of a residential property, is not a common part of the Development. Where applicable, the saleable area of the relevant residential properties specified in the section "Area of Residential Properties in the Development" already includes the floor areas of such entrance hall. The Authorised Person for the Development has certified that (a) there is no restriction on the usage of such entrance hall which will affect owner's enjoyment of the relevant residential property and (b) such entrance hall is made for the exclusive use of the owner of the relevant residential property.

備註：1. 樓面平面圖之尺規所列數字為以毫米標示之建築結構尺寸。
2. 入口大堂(作為私人升降機大堂)屬住宅物業一部分，並非發展項目之公用部分。如適用，在「發展項目中的住宅物業的面積」部分內所列出的有關住宅物業之實用面積包括該入口大堂之樓面面積。發展項目的認可人士已證明入口大堂(a)在使用上沒有限制亦不會對相關住宅物業業主享用該住宅物業造成影響及(b)是專供相關住宅物業業主使用而設。

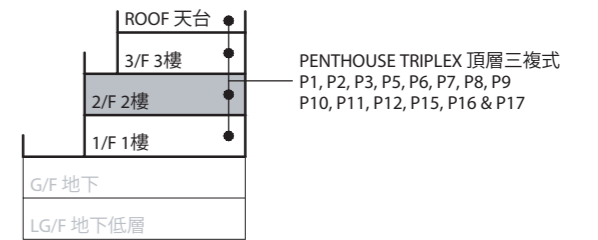
Floor plans of residential properties in the development

發展項目的住宅物業的樓面平面圖

Block D 座 2/F (Part Plan) 2樓(部分平面圖)



KEY PLAN 索引圖



KEY SECTION 索引橫截面圖

LEGEND 2 圖例 2

- DIN = Dining Room 飯廳
- DOG HOUSE = Mechanical & Electrical Services Duct Connecting to the Floor Below 連接下層的機電設施管道
- DPMR = Drainage Pipe Maintenance Room 排水管維修房
- ELV = Extra Low Voltage Duct 低電壓管道
- EMR = Electricity Meter Room 電錶房
- ENTRANCE HALL = 入口大堂
- FAMILY ROOM = 家庭廳
- FLAT ROOF = 平台
- GARDEN = 花園
- HR = Hose Reel 消防喉轆
- JACUZZI = 按摩池
- KIT = Kitchen 廚房
- LAV = Lavatory 洗手間
- LIFT = 升降機
- LIFT LOBBY = 升降機大堂
- LIFT SHAFT = 升降機槽
- LIV = Living Room 客廳
- LIV / DIN = Living / Dining Room 客/飯廳
- MAF = Metal Architectural Feature 金屬建築裝飾
- MBR = Master Bedroom 主人睡房
- MB = Master Bathroom 主人浴室
- OPEN PIPE WELL = 開放式管道井
- OWM = Openable Window For Maintenance 維修窗口

- PANTRY = 備餐間
- PLANTER = 花槽
- PITCHED ROOF = 斜天台
- PD = Pipe Duct 管道槽
- PLANTER = 花槽
- ROOF = 天台
- RS & MRR = Refuse Storage & Material Recovery Room 垃圾及物料回收室
- SKYLIGHT = 天窗
- SV = Smoke Vent 排煙口
- STO = Store 儲物房
- SWIMMING POOL = 游泳池
- TOP OF BALCONY = 下層露台上蓋
- TOP OF CURTAIN WALL = 幕牆頂部
- TOP OF U/P = Top of Utility Platform 上層工作平台上蓋
- UP = Up 上
- U/P = Utility Platform 工作平台
- U/P ABOVE = Utility Platform Above 上層工作平台
- VOID = 中空
- VOID ABOVE = 上層中空
- WALK-IN CLOSET = 衣帽間
- WMC = Water Meter Cabinet 水錶箱
- WMR = Water Meter Room 水錶房

The internal areas of the residential properties on the upper floors will generally be slightly larger than those on the lower floors because of the reducing thickness of the structural walls on the upper floors. 因住宅物業的較高樓層的結構牆的厚度遞減，較高樓層的內部面積，一般比較低樓層的內部面積稍大。

Remark: The dimensions in the floor plans are all structural dimensions in millimetre. 備註：樓面平面圖之尺規所列數字為以毫米標示之建築結構尺寸。



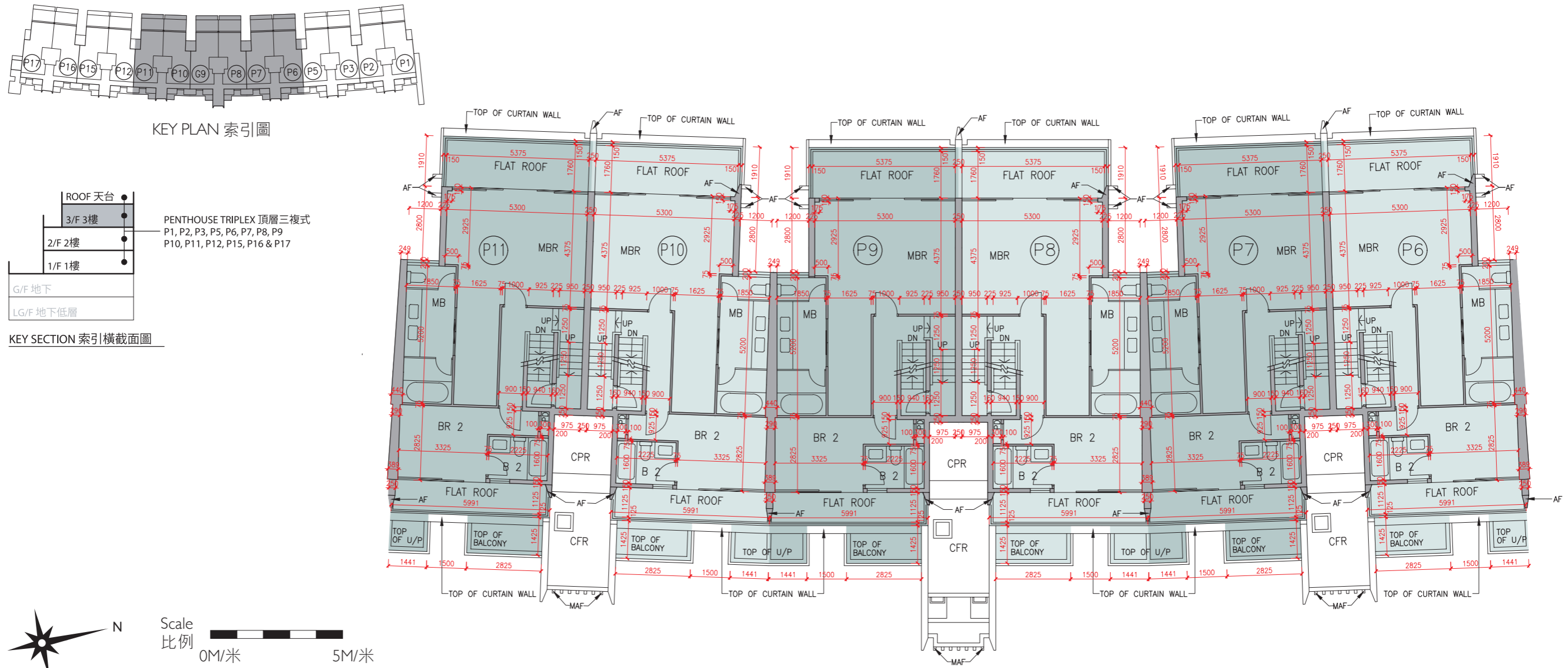
Scale 比例 0M/米 5M/米

Description 描述	Residential Unit 單位					
	Penthouse Triplex 頂層三複式					
	P6	P7	P8	P9	P10	P11
Floor-to-floor height (refers to the height between the top surface of the structural slab of a floor and the top surface of the structural slab of its immediate upper floor) of each residential property (m) 每個住宅物業的層與層之間的高度(指該樓層之石屎地台面與上一層石屎地台面之高度距離)(米)	2/F 2樓			3.200	3.260	3.450 3.500
Thickness of the floor slabs (excluding plaster) of each residential property (mm) 每個住宅物業的樓板(不包括灰泥)的厚度(毫米)	2/F 2樓			150	175	200

Floor plans of residential properties in the development

發展項目的住宅物業的樓面平面圖

Block D 座 3/F (Part Plan) 3樓(部分平面圖)



Description 描述	Residential Unit 單位					
	Penthouse Triplex 頂層三複式					
	P6	P7	P8	P9	P10	P11
Floor-to-floor height (refers to the height between the top surface of the structural slab of a floor and the top surface of the structural slab of its immediate upper floor) of each residential property (m) 每個住宅物業的層與層之間的高度(指該樓層之石屎地台面與上一層石屎地台面之高度距離)(米)	3/F 3樓			3.500	3.550	3.800
Thickness of the floor slabs (excluding plaster) of each residential property (mm) 每個住宅物業的樓板(不包括灰泥)的厚度(毫米)	3/F 3樓			150	175	

The internal areas of the residential properties on the upper floors will generally be slightly larger than those on the lower floors because of the reducing thickness of the structural walls on the upper floors.
因住宅物業的較高樓層的結構牆的厚度遞減，較高樓層的內部面積，一般比較低樓層的內部面積稍大。

Remark: The dimensions in the floor plans are all structural dimensions in millimetre.
備註：樓面平面圖之尺規所列數字為以毫米標示之建築結構尺寸。

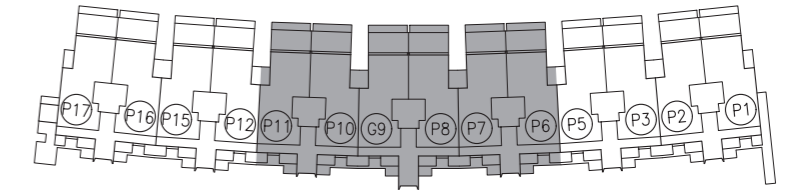
LEGEND I 圖例 1

A/C PLANT ROOM (UNCOVERED)	= Air Conditioner Plant Room (uncovered) 空調機房(沒有上蓋)	CD	= Cable Duct 電線管道槽
A/C PLANT ROOM	= Air Conditioner Plant Room 空調機房	CFR	= Common Flat Roof 公用平台
A/C PLATFORM	= Air Conditioner Platform 空調機平台	CPR	= Common Pitched Roof 公用傾斜屋頂
A/C PLATFORM ABOVE	= Air Conditioner Platform Above 上層空調機平台	CONS	= Conservatory 溫室
ACOUSTIC FIN	= 隔音牆	CURTAINWALL ABOVE	= 上方之幕牆
AD	= Air Duct 通風管道槽	DN	= Down 下
AF	= Architectural Feature 建築裝飾	DIN	= Dining Room 飯廳
AF ABOVE	= Architectural Feature Above 上層建築裝飾	DOG HOUSE	= Mechanical & Electrical Services Duct Connecting to the Floor Below 連接下層的機電設施管道
AF ON I/F	= 建築裝飾於1樓	DPMR	= Drainage Pipe Maintenance Room 排水管維修房
B	= Bathroom 浴室	ELV	= Extra Low Voltage Duct 低電壓管道
BAL	= Balcony 露台	EMR	= Electricity Meter Room 電錶房
BALCONY ABOVE	= Balcony above 上層露台	ENTRANCE HALL	= 入口大堂
BR	= Bedroom 睡房	FAMILY ROOM	= 家庭廳
BUILDING LINE ABOVE	= 上方之建築邊線	FLAT ROOF	= 平台
CANOPY	= 簷篷	GARDEN	= 花園
CANOPY ABOVE	= 上層簷篷	HR	= Hose Reel 消防喉轆

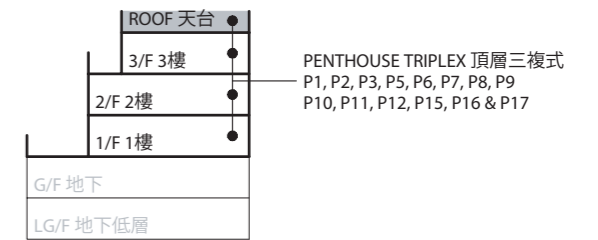
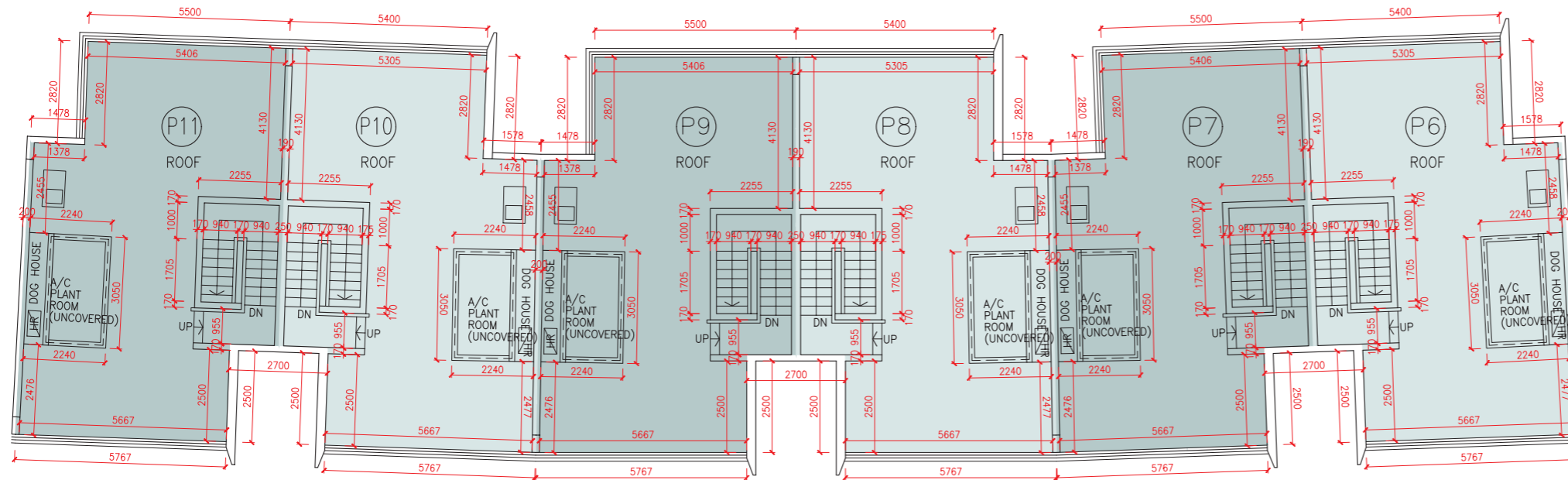
Floor plans of residential properties in the development

發展項目的住宅物業的樓面平面圖

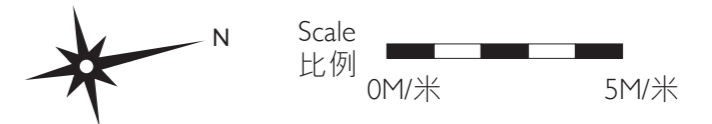
Block D 座 Roof (Part Plan) 天台(部分平面圖)



KEY PLAN 索引圖



KEY SECTION 索引橫截面圖



LEGEND 2 圖例 2

JACUZZI = 按摩池	RS & MRR = Refuse Storage & Material Recovery Room 垃圾及物料回收室
KIT = Kitchen 廚房	SKYLIGHT = 天窗
LAV = Lavatory 洗手間	SV = Smoke Vent 排煙口
LIFT = 升降機	STO = Store 儲物房
LIFT LOBBY = 升降機大堂	SWIMMING POOL = 游泳池
LIFT SHAFT = 升降機槽	TOP OF BALCONY = 下層露台上蓋
LIV = Living Room 客廳	TOP OF CURTAIN WALL = 幕牆頂部
LIV / DIN = Living / Dining Room 客/飯廳	TOP OF U/P = Top of Utility Platform 下層工作平台上蓋
MAF = Metal Architectural Feature 金屬建築裝飾	UP = Up 上
MBR = Master Bedroom 主人睡房	U/P = Utility Platform 工作平台
MB = Master Bathroom 主人浴室	U/P ABOVE = Utility Platform Above 上層工作平台
OPEN PIPE WELL = 開放式管道井	VOID = 中空
OWM = Openable Window For Maintenance 維修窗口	VOID ABOVE = 上層中空
PANTRY = 備餐間	WALK-IN CLOSET = 衣帽間
PLANTER = 花槽	WMC = Water Meter Cabinet 水錶箱
PITCHED ROOF = 斜天台	WMR = Water Meter Room 水錶房
PD = Pipe Duct 管道槽	
PLANTER = 花槽	
ROOF = 天台	

The internal areas of the residential properties on the upper floors will generally be slightly larger than those on the lower floors because of the reducing thickness of the structural walls on the upper floors.
因住宅物業的較高樓層的結構牆的厚度遞減，較高樓層的內部面積，一般比較低樓層的內部面積稍大。


Remark: The dimensions in the floor plans are all structural dimensions in millimetre.

備註：樓面平面圖之尺規所列數字為以毫米標示之建築結構尺寸。

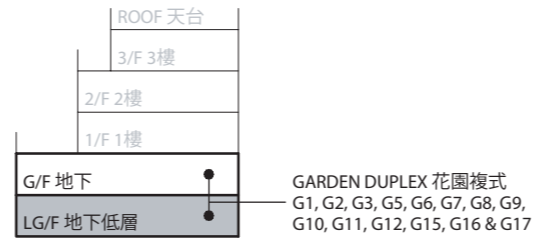
Floor plans of residential properties in the development

發展項目的住宅物業的樓面平面圖

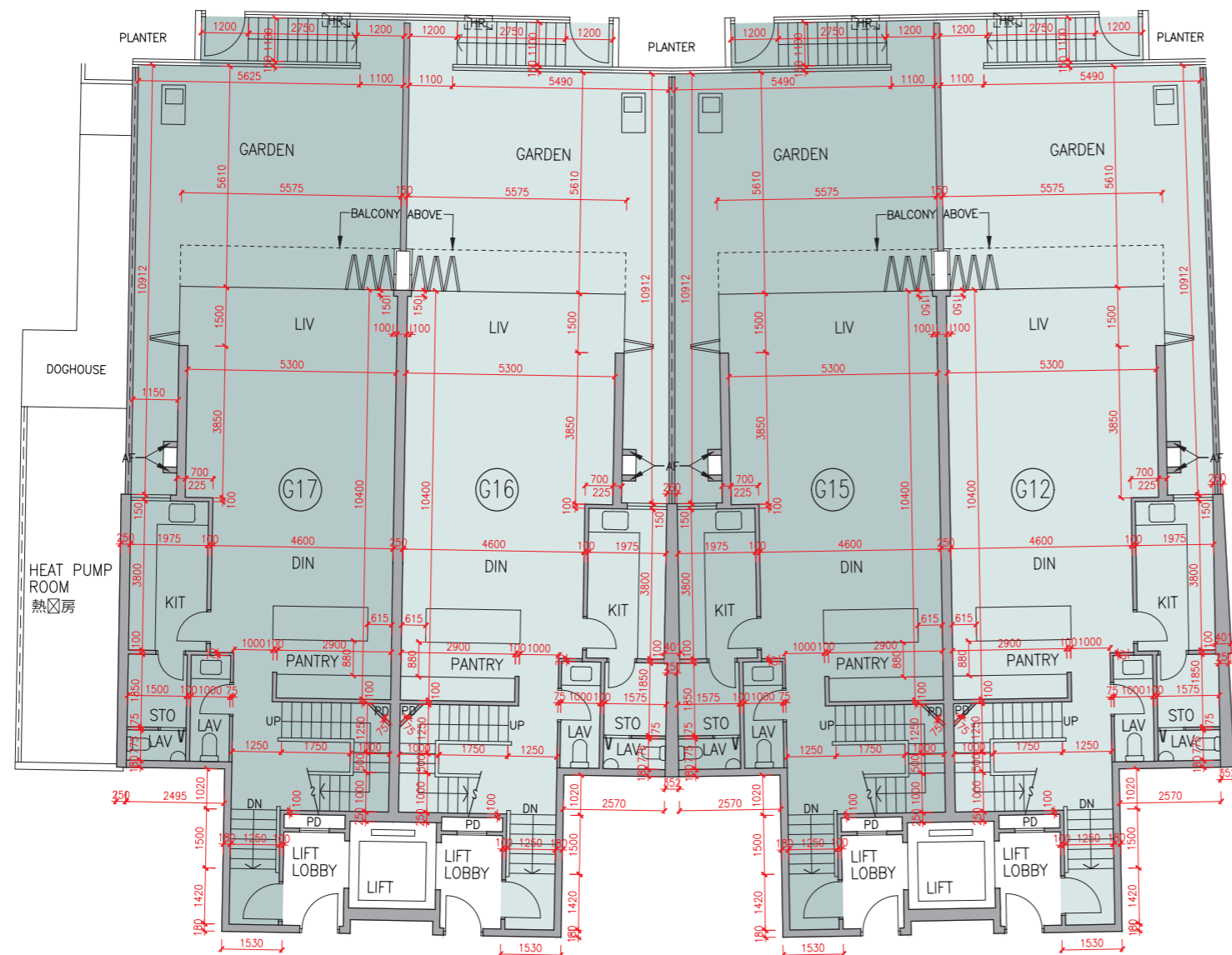
Block D 座 LG/F (Part Plan) 地下低層(部分平面圖)



KEY PLAN 索引圖



KEY SECTION 索引橫截面圖



Description 描述	Residential Unit 單位					
	Garden Duplex 花園複式					
	G12	G15	G16	G17		
Floor-to-floor height (refers to the height between the top surface of the structural slab of a floor and the top surface of the structural slab of its immediate upper floor) of each residential property (m) 每個住宅物業的層與層之間的高度(指該樓層之石屎地台面與上一層石屎地台面之高度距離)(米)	LG/F 地下	3.350	3.450	3.500	3.850	
	LG/F 地下低層	4.650	4.650	4.650	7.000	
	Thickness of the floor slabs (excluding plaster) of each residential property (mm) 每個住宅物業的樓板(不包括灰泥)的厚度(毫米)	LG/F 地下	150	175	250	
		LG/F 地下低層				

The internal areas of the residential properties on the upper floors will generally be slightly larger than those on the lower floors because of the reducing thickness of the structural walls on the upper floors.
因住宅物業的較高樓層的結構牆的厚度遞減，較高樓層的內部面積，一般比較低樓層的內部面積稍大。

Remark: The dimensions in the floor plans are all structural dimensions in millimetre.
備註：樓面平面圖之尺規所列數字為以毫米標示之建築結構尺寸。

LEGEND I 圖例 1

A/C PLANT ROOM (UNCOVERED) = Air Conditioner Plant Room (uncovered) 空調機房(沒有上蓋)	CD = Cable Duct 電線管道槽
A/C PLANT ROOM = Air Conditioner Plant Room 空調機房	CFR = Common Flat Roof 公用平台
A/C PLATFORM = Air Conditioner Platform 空調機平台	CPR = Common Pitched Roof 公用傾斜屋頂
A/C PLATFORM ABOVE = Air Conditioner Platform Above 上層空調機平台	CONS = Conservatory 溫室
ACOUSTIC FIN = 隔音牆	CURTAIN WALL ABOVE = 上方之幕牆
AD = Air Duct 通風管道槽	DN = Down 下
AF = Architectural Feature 建築裝飾	DIN = Dining Room 飯廳
AF ABOVE = Architectural Feature Above 上層建築裝飾	DOG HOUSE = Mechanical & Electrical Services Duct Connecting to the Floor Below 連接下層的機電設施管道
AF ON I/F = 建築裝飾於1樓	DPMR = Drainage Pipe Maintenance Room 排水管維修房
B = Bathroom 浴室	ELV = Extra Low Voltage Duct 低電壓管道
BAL = Balcony 露台	EMR = Electricity Meter Room 電錶房
BALCONY ABOVE = Balcony above 上層露台	ENTRANCE HALL = 入口大堂
BR = Bedroom 睡房	FAMILY ROOM = 家庭廳
BUILDING LINE ABOVE = 上方之建築邊線	FLAT ROOM = 平台
CANOPY = 簷篷	GARDEN = 花園
CANOPY ABOVE = 上層簷篷	HR = Hose Reel 消防喉轆



Scale 比例
0M/米 5M/米

Floor plans of residential properties in the development

發展項目的住宅物業的樓面平面圖

Block D 座 G/F (Part Plan) 地下(部分平面圖)

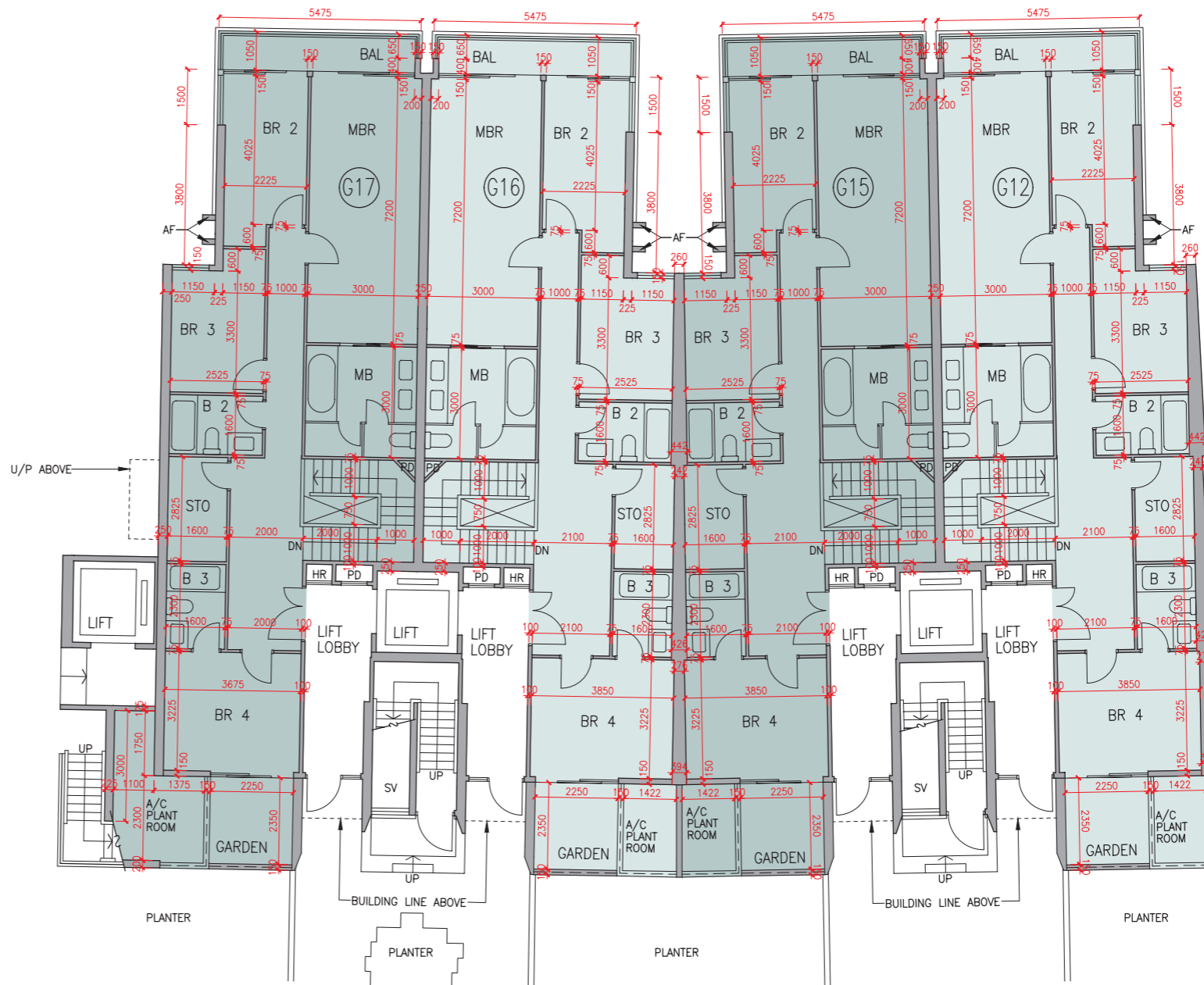
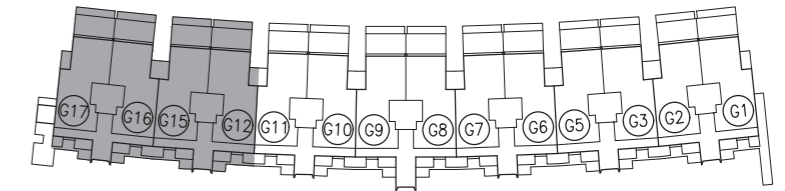
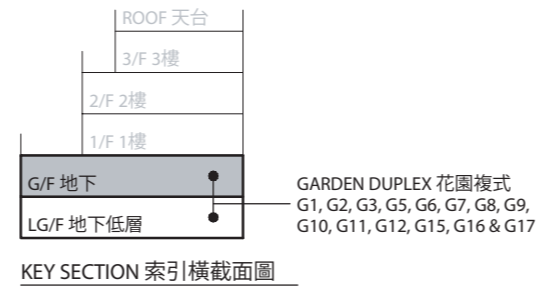
Description 描述	Residential Unit 單位				
	Garden Duplex 花園複式				
	G12	G15	G16	G17	
Floor-to-floor height (refers to the height between the top surface of the structural slab of a floor and the top surface of the structural slab of its immediate upper floor) of each residential property (m) 每個住宅物業的層與層之間的高度(指該樓層之石屎地台面與上一層石屎地台面之高度距離)(米)	G/F 地下	3.150	3.200	3.300	3.475
		3.500	3.550	3.850	
Thickness of the floor slabs (excluding plaster) of each residential property (mm) 每個住宅物業的樓板(不包括灰泥)的厚度(毫米)	G/F 地下	150	175	225	300

The internal areas of the residential properties on the upper floors will generally be slightly larger than those on the lower floors because of the reducing thickness of the structural walls on the upper floors.

因住宅物業的較高樓層的結構牆的厚度遞減，較高樓層的內部面積，一般比較低樓層的內部面積稍大。

Remark: The dimensions in the floor plans are all structural dimensions in millimetre.

備註：樓面平面圖之尺規所列數字為以毫米標示之建築結構尺寸。



LEGEND 2 圖例 2

JACUZZI = 按摩池	RS & MRR = Refuse Storage & Material Recovery Room 垃圾及物料回收室
KIT = Kitchen 廚房	SKYLIGHT = 天窗
LAV = Lavatory 洗手間	SV = Smoke Vent 排煙口
LIFT = 升降機	STO = Store 儲物房
LIFT LOBBY = 升降機大堂	SWIMMING POOL = 游泳池
LIFT SHAFT = 升降機槽	TOP OF BALCONY = 下層露台上蓋
LIV = Living Room 客廳	TOP OF CURTAIN WALL = 幕牆頂部
LIV / DIN = Living / Dining Room 客/飯廳	TOP OF U/P = Top of Utility Platform 下層工作平台上蓋
MAF = Metal Architectural Feature 金屬建築裝飾	UP = Up 上
MBR = Master Bedroom 主人睡房	U/P = Utility Platform 工作平台
MB = Master Bathroom 主人浴室	U/P ABOVE = Utility Platform Above 上層工作平台
OPEN PIPE WELL = 開放式管道井	VOID = 中空
OWM = Openable Window For Maintenance 維修窗口	VOID ABOVE = 上層中空
PANTRY = 備餐間	WALK-IN CLOSET = 衣帽間
PLANTER = 花槽	WMC = Water Meter Cabinet 水錶箱
PITCHED ROOF = 斜天台	WMR = Water Meter Room 水錶房
PD = Pipe Duct 管道槽	
PLANTER = 花槽	
ROOF = 天台	




Scale 比例
0M/米 5M/米

Floor plans of residential properties in the development

發展項目的住宅物業的樓面平面圖

Block D 座 1/F (Part Plan) 1樓(部分平面圖)

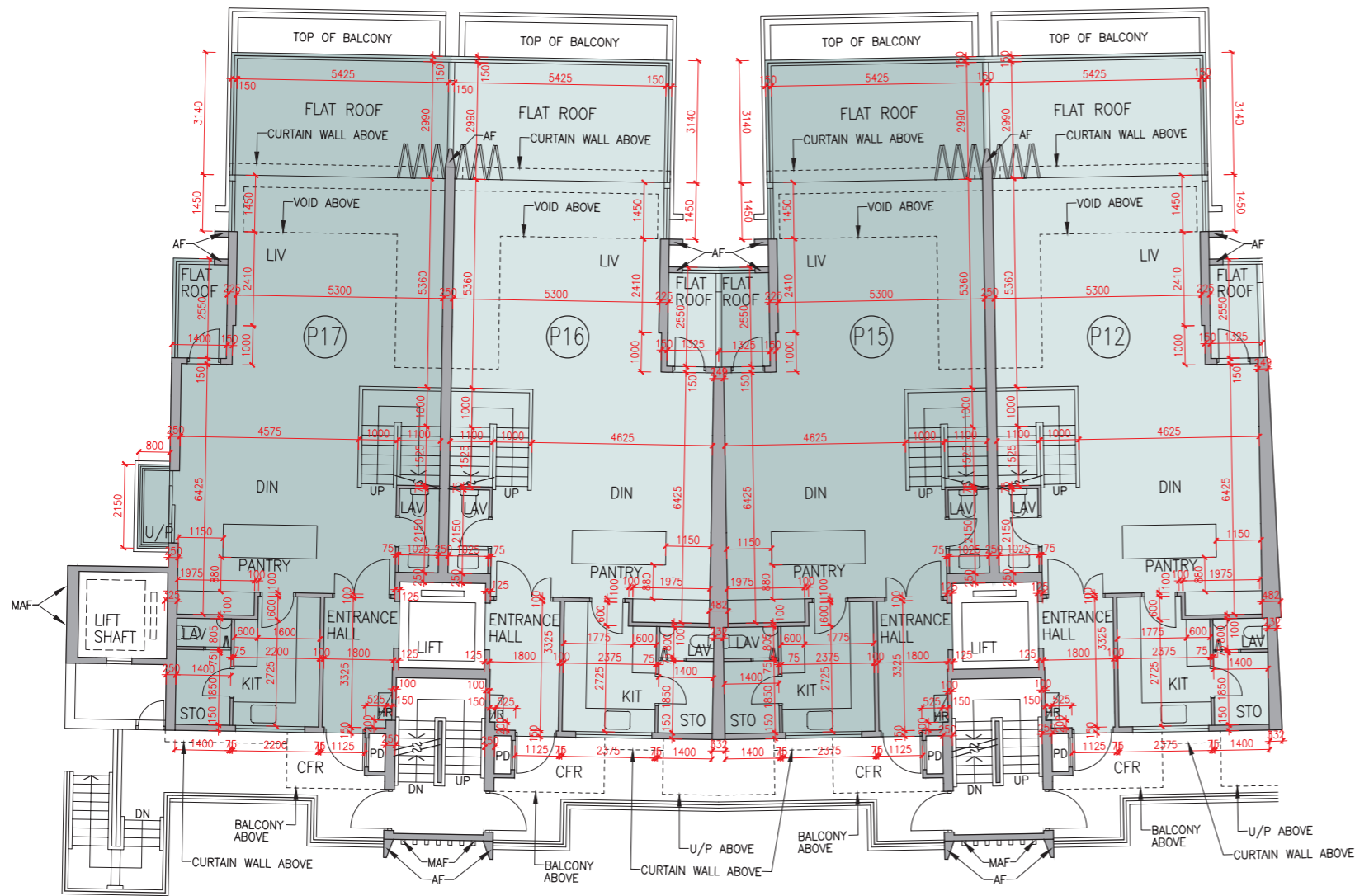


Description 描述	Residential Unit 單位			
	Penthouse Triplex 頂層三複式			
	P12	P15	P16	P17
Floor-to-floor height (refers to the height between the top surface of the structural slab of a floor and the top surface of the structural slab of its immediate upper floor) of each residential property (m) 每個住宅物業的層與層之間的高度(指該樓層之石屎地台面與上一層石屎地台面之高度距離)(米)	I/F 1樓			
	3.500	3.525	3.850	6.700
Thickness of the floor slabs (excluding plaster) of each residential property (mm) 每個住宅物業的樓板(不包括灰泥)的厚度(毫米)	I/F 1樓			
	150	175	200	

The internal areas of the residential properties on the upper floors will generally be slightly larger than those on the lower floors because of the reducing thickness of the structural walls on the upper floors.
因住宅物業的較高樓層的結構牆的厚度遞減，較高樓層的內部面積，一般比較低樓層的內部面積稍大。

Remarks: 1. The dimensions in the floor plans are all structural dimensions in millimetre.
2. The entrance hall (serving as a private lift lobby) forms part of a residential property, is not a common part of the Development. Where applicable, the saleable area of the relevant residential properties specified in the section "Area of Residential Properties in the Development" already includes the floor areas of such entrance hall. The Authorised Person for the Development has certified that (a) there is no restriction on the usage of such entrance hall which will affect owner's enjoyment of the relevant residential property and (b) such entrance hall is made for the exclusive use of the owner of the relevant residential property.

備註: 1. 樓面平面圖之尺規所列數字為以毫米標示之建築結構尺寸。
2. 入口大堂(作為私人升降機大堂)屬住宅物業一部分，並非發展項目之公用部分。如適用，在「發展項目中的住宅物業的面積」部分內所列出的有關住宅物業之實用面積包括該入口大堂之樓面面積。發展項目的認可人士已證明入口大堂(a)在使用上沒有限制亦不會對相關住宅物業業主享用該住宅物業造成影響及(b)是專供相關住宅物業業主使用而設。



LEGEND I 圖例 1

A/C PLANT ROOM (UNCOVERED) = Air Conditioner Plant Room (uncovered) 空調機房(沒有上蓋)	CD = Cable Duct 電線管道槽
A/C PLANT ROOM = Air Conditioner Plant Room 空調機房	CFR = Common Flat Roof 公用平台
A/C PLATFORM = Air Conditioner Platform 空調機平台	CPR = Common Pitched Roof 公用傾斜屋頂
A/C PLATFORM ABOVE = Air Conditioner Platform Above 上層空調機平台	CONS = Conservatory 溫室
ACOUSTIC FIN = 隔音牆	CURTAIN WALL ABOVE = 上方之幕牆
AD = Air Duct 通風管道槽	DN = Down 下
AF = Architectural Feature 建築裝飾	DIN = Dining Room 飯廳
AF ABOVE = Architectural Feature Above 上層建築裝飾	DOG HOUSE = Mechanical & Electrical Services Duct Connecting to the Floor Below 連接下層的機電設施管道
AF ON I/F = 建築裝飾於1樓	DPMR = Drainage Pipe Maintenance Room 排水管維修房
B = Bathroom 浴室	ELV = Extra Low Voltage Duct 低電壓管道
BAL = Balcony 露台	EMR = Electricity Meter Room 電錶房
BALCONY ABOVE = Balcony above 上層露台	ENTRANCE HALL = 入口大堂
BR = Bedroom 睡房	FAMILY ROOM = 家庭廳
BUILDING LINE ABOVE = 上方之建築邊線	FLAT ROOF = 平台
CANOPY = 簷篷	GARDEN = 花園
CANOPY ABOVE = 上層簷篷	HR = Hose Reel 消防喉轆



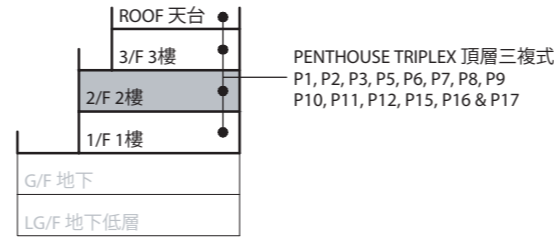
Scale 比例
0M/米 5M/米

Floor plans of residential properties in the development

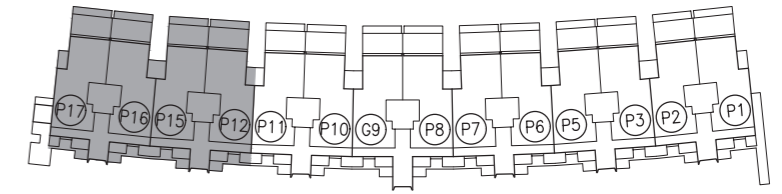
發展項目的住宅物業的樓面平面圖

Block D 座 2/F (Part Plan) 2樓(部分平面圖)

Description 描述	Residential Unit 單位				
	Penthouse Triplex 頂層三複式				
	P12	P15	P16	P17	
Floor-to-floor height (refers to the height between the top surface of the structural slab of a floor and the top surface of the structural slab of its immediate upper floor) of each residential property (m) 每個住宅物業的層與層之間的高度(指該樓層之石屎地台面與上一層石屎地台面之高度距離)(米)	2/F 2樓	3.200	3.260	3.450	3.500
Thickness of the floor slabs (excluding plaster) of each residential property (mm) 每個住宅物業的樓板(不包括灰泥)的厚度(毫米)	2/F 2樓	150	175	200	



KEY SECTION 索引橫截面圖



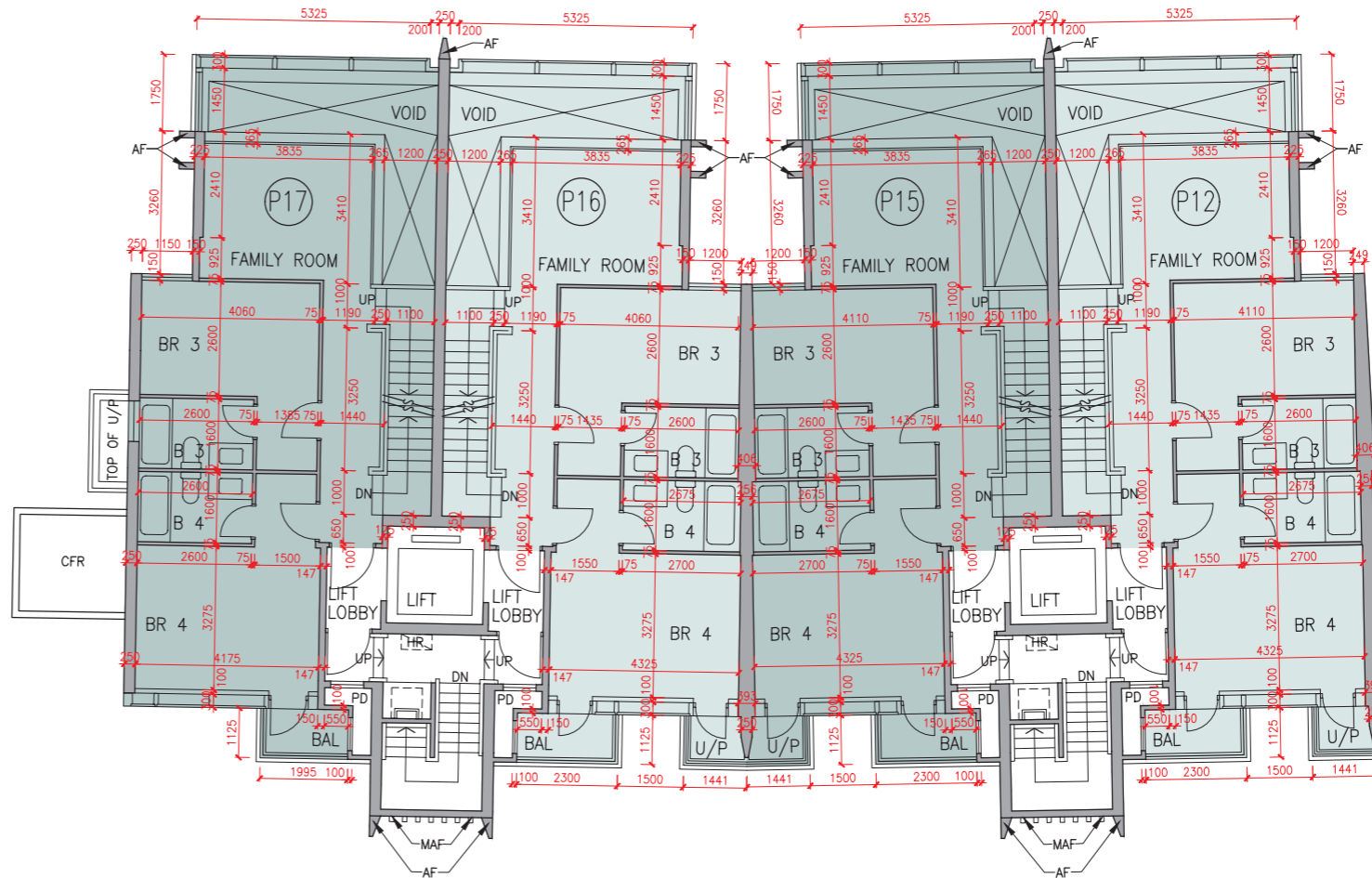
KEY PLAN 索引圖

The internal areas of the residential properties on the upper floors will generally be slightly larger than those on the lower floors because of the reducing thickness of the structural walls on the upper floors.

因住宅物業的較高樓層的結構牆的厚度遞減，較高樓層的內部面積，一般比較低樓層的內部面積稍大。

Remark: The dimensions in the floor plans are all structural dimensions in millimetre.

備註：樓面平面圖之尺規所列數字為以毫米標示之建築結構尺寸。



LEGEND 2 圖例 2

JACUZZI = 按摩池	RS & MRR = Refuse Storage & Material Recovery Room 垃圾及物料回收室
KIT = Kitchen 廚房	SKYLIGHT = 天窗
LAV = Lavatory 洗手間	SV = Smoke Vent 排煙口
LIFT = 升降機	STO = Store 儲物房
LIFT LOBBY = 升降機大堂	SWIMMING POOL = 游泳池
LIFT SHAFT = 升降機槽	TOP OF BALCONY = 下層露台上蓋
LIV = Living Room 客廳	TOP OF CURTAIN WALL = 幕牆頂部
LIV / DIN = Living / Dining Room 客/飯廳	TOP OF U/P = Top of Utility Platform 下層工作平台上蓋
MAF = Metal Architectural Feature 金屬建築裝飾	UP = Up 上
MBR = Master Bedroom 主人睡房	U/P = Utility Platform 工作平台
MB = Master Bathroom 主人浴室	U/P ABOVE = Utility Platform Above 上層工作平台
OPEN PIPE WELL = 開放式管道井	VOID = 中空
OWM = Openable Window For Maintenance 維修窗口	VOID ABOVE = 上層中空
PANTRY = 備餐間	WALK-IN CLOSET = 衣帽間
PLANTER = 花槽	WMC = Water Meter Cabinet 水錶箱
PITCHED ROOF = 斜天台	WMR = Water Meter Room 水錶房
PD = Pipe Duct 管道槽	
PLANTER = 花槽	
ROOF = 天台	

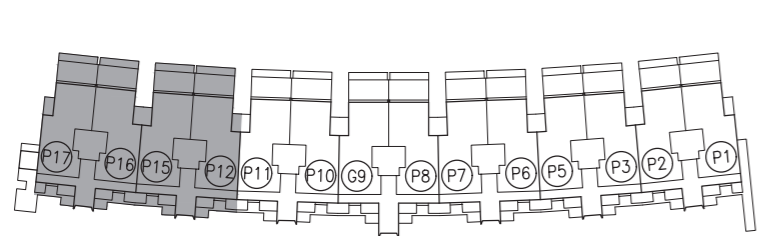


Scale 比例
0M/米 5M/米

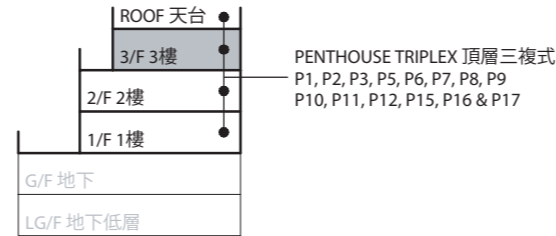
Floor plans of residential properties in the development

發展項目的住宅物業的樓面平面圖

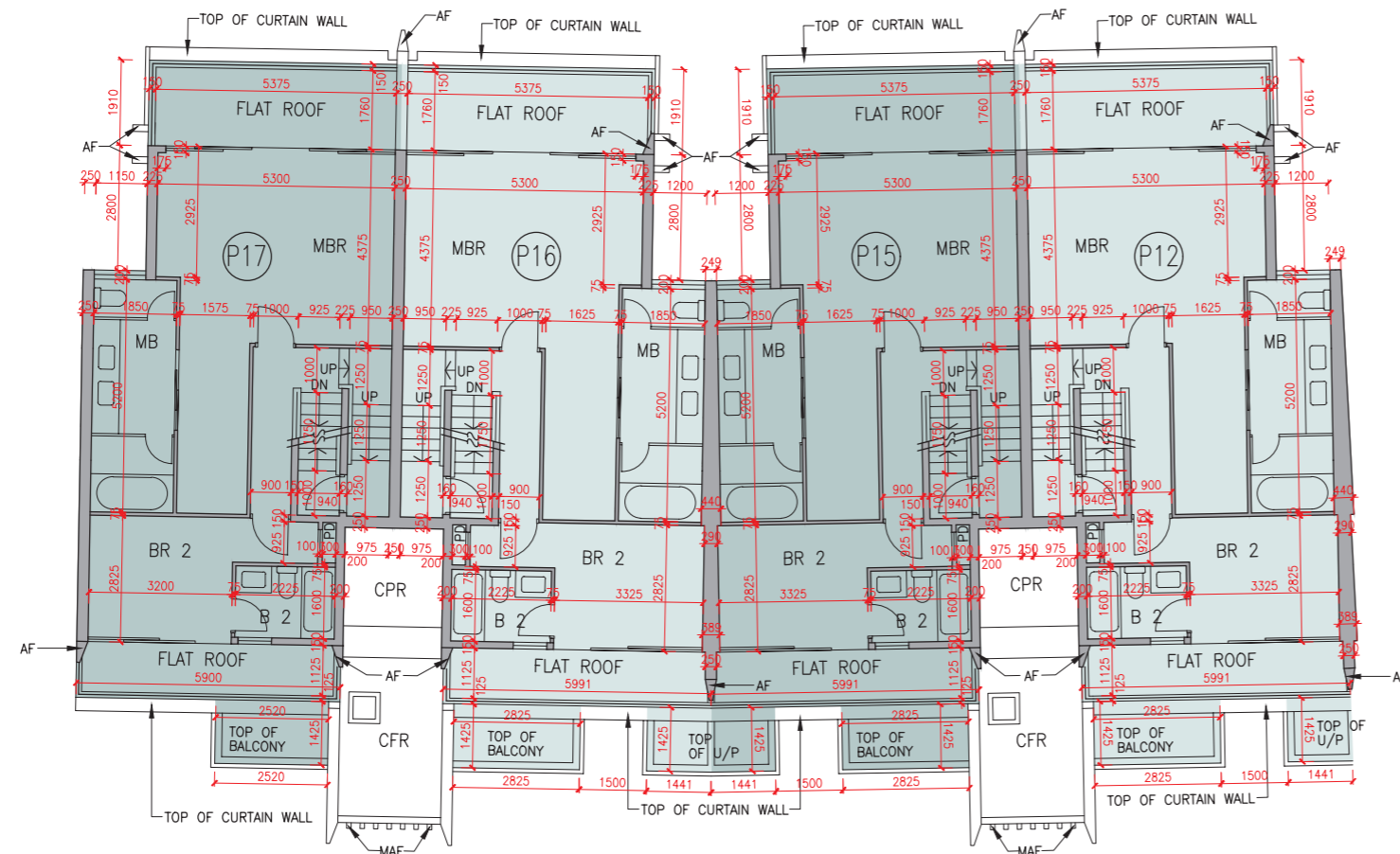
Block D 座 3/F (Part Plan) 3樓(部分平面圖)



KEY PLAN 索引圖



KEY SECTION 索引橫截面圖



Description 描述	Residential Unit 單位			
	Penthouse Triplex 頂層三複式			
	P12	P15	P16	P17
Floor-to-floor height (refers to the height between the top surface of the structural slab of a floor and the top surface of the structural slab of its immediate upper floor) of each residential property (m) 每個住宅物業的層與層之間的高度(指該樓層之石屎地台面與上一層石屎地台面之高度距離)(米)	3.500	3.550	3.800	
Thickness of the floor slabs (excluding plaster) of each residential property (mm) 每個住宅物業的樓板(不包括灰泥)的厚度(毫米)	150	175		

The internal areas of the residential properties on the upper floors will generally be slightly larger than those on the lower floors because of the reducing thickness of the structural walls on the upper floors.

因住宅物業的較高樓層的結構牆的厚度遞減，較高樓層的內部面積，一般比較低樓層的內部面積稍大。

Remark: The dimensions in the floor plans are all structural dimensions in millimetre. 備註：樓面平面圖之尺規所列數字為以毫米標示之建築結構尺寸。

LEGEND I 圖例 1

A/C PLANT ROOM (UNCOVERED)	= Air Conditioner Plant Room (uncovered) 空調機房(沒有上蓋)	CD	= Cable Duct 電線管道槽
A/C PLANT ROOM	= Air Conditioner Plant Room 空調機房	CFR	= Common Flat Roof 公用平台
A/C PLATFORM	= Air Conditioner Platform 空調機平台	CPR	= Common Pitched Roof 公用傾斜屋頂
A/C PLATFORM ABOVE	= Air Conditioner Platform Above 上層空調機平台	CONS	= Conservatory 溫室
ACOUSTIC FIN	= 隔音牆	CURTAIN WALL ABOVE	= 上方之幕牆
AD	= Air Duct 通風管道槽	DN	= Down 下
AF	= Architectural Feature 建築裝飾	DIN	= Dining Room 飯廳
AF ABOVE	= Architectural Feature Above 上層建築裝飾	DOG HOUSE	= Mechanical & Electrical Services Duct Connecting to the Floor Below 連接下層的機電設施管道
AF ON I/F	= 建築裝飾於1樓	DPMR	= Drainage Pipe Maintenance Room 排水管維修房
B	= Bathroom 浴室	ELV	= Extra Low Voltage Duct 低電壓管道
BAL	= Balcony 露台	EMR	= Electricity Meter Room 電錶房
BALCONY ABOVE	= Balcony above 上層露台	ENTRANCE HALL	= 入口大堂
BR	= Bedroom 睡房	FAMILY ROOM	= 家庭廳
BUILDING LINE ABOVE	= 上方之建築邊線	FLAT ROOF	= 平台
CANOPY	= 簷篷	GARDEN	= 花園
CANOPY ABOVE	= 上層簷篷	HR	= Hose Reel 消防喉轆

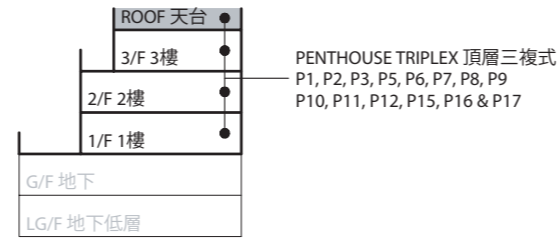


Scale 比例
0M/米 5M/米

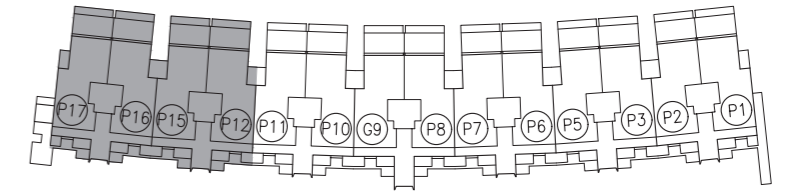
Floor plans of residential properties in the development

發展項目的住宅物業的樓面平面圖

Block D 座 Roof (Part Plan) 天台(部分平面圖)



KEY SECTION 索引橫截面圖



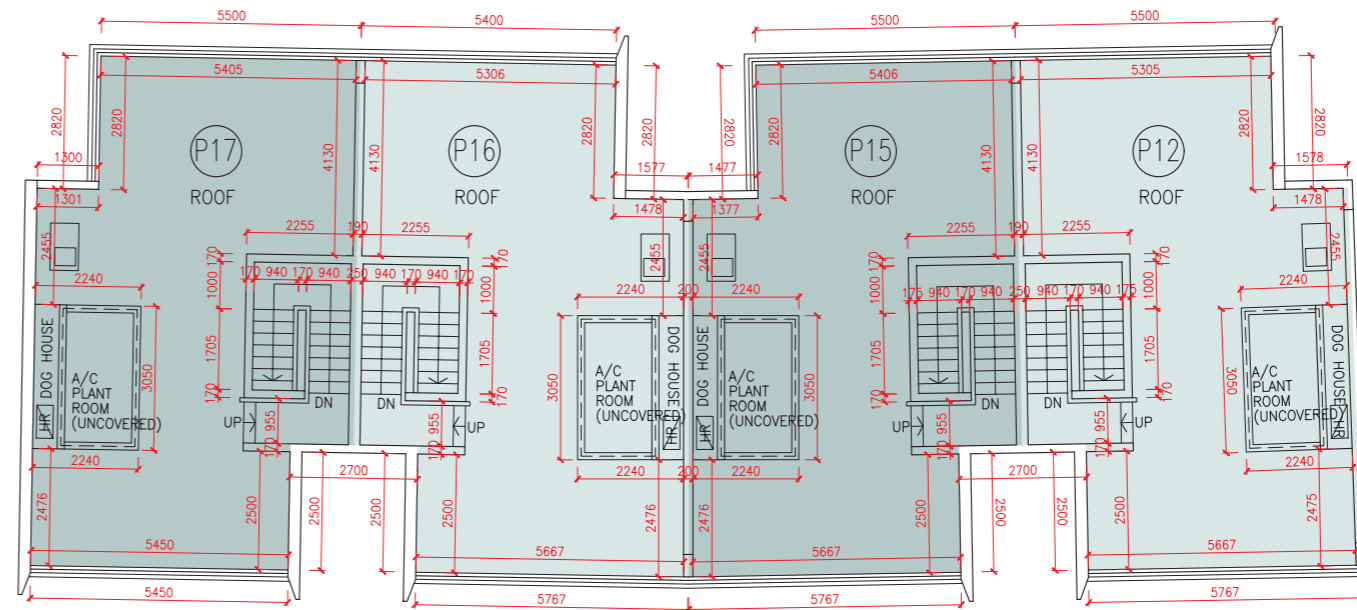
KEY PLAN 索引圖

The internal areas of the residential properties on the upper floors will generally be slightly larger than those on the lower floors because of the reducing thickness of the structural walls on the upper floors.

因住宅物業的較高樓層的結構牆的厚度遞減，較高樓層的內部面積，一般比較低樓層的內部面積稍大。

Remark: The dimensions in the floor plans are all structural dimensions in millimetre.

備註：樓面平面圖之尺規所列數字為以毫米標示之建築結構尺寸。



LEGEND 2 圖例 2

JACUZZI = 按摩池	RS & MRR = Refuse Storage & Material Recovery Room 垃圾及物料回收室
KIT = Kitchen 廚房	SKYLIGHT = 天窗
LAV = Lavatory 洗手間	SV = Smoke Vent 排煙口
LIFT = 升降機	STO = Store 儲物房
LIFT LOBBY = 升降機大堂	SWIMMING POOL = 游泳池
LIFT SHAFT = 升降機槽	TOP OF BALCONY = 下層露台上蓋
LIV = Living Room 客廳	TOP OF CURTAIN WALL = 幕牆頂部
LIV / DIN = Living / Dining Room 客/飯廳	TOP OF U/P = Top of Utility Platform 下層工作平台上蓋
MAF = Metal Architectural Feature 金屬建築裝飾	UP = Up 上
MBR = Master Bedroom 主人睡房	U/P = Utility Platform 工作平台
MB = Master Bathroom 主人浴室	U/P ABOVE = Utility Platform Above 上層工作平台
OPEN PIPE WELL = 開放式管道井	VOID = 中空
OWM = Openable Window For Maintenance 維修窗口	VOID ABOVE = 上層中空
PANTRY = 備餐間	WALK-IN CLOSET = 衣帽間
PLANTER = 花槽	WMC = Water Meter Cabinet 水錶箱
PITCHED ROOF = 斜天台	WMR = Water Meter Room 水錶房
PD = Pipe Duct 管道槽	
PLANTER = 花槽	
ROOF = 天台	

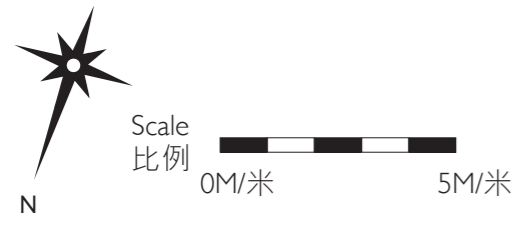
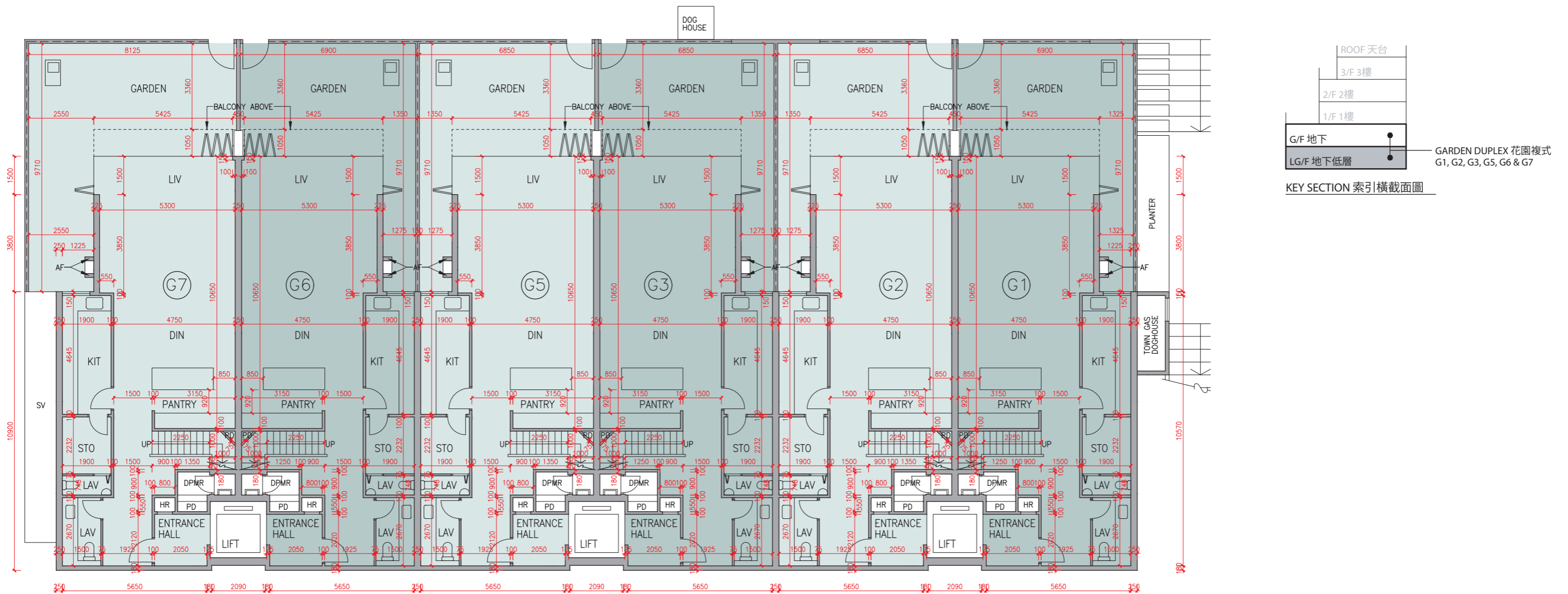


Scale 比例
0M/米 5M/米

Floor plans of residential properties in the development

發展項目的住宅物業的樓面平面圖

Block E 座 LG/F 地下低層



Description 描述	Residential Unit 單位					
	Garden Duplex 花園複式					
	G1	G2	G3	G5	G6	G7
Floor-to-floor height (refers to the height between the top surface of the structural slab of a floor and the top surface of the structural slab of its immediate upper floor) of each residential property (m) 每個住宅物業的層與層之間的高度 (指該樓層之石屎地台面與上一層石屎地台面之高度距離)(米)				3.350	3.450	3.500
Thickness of the floor slabs (excluding plaster) of each residential property (mm) 每個住宅物業的樓板 (不包括灰泥)的厚度(毫米)				150	175	250

The internal areas of the residential properties on the upper floors will generally be slightly larger than those on the lower floors because of the reducing thickness of the structural walls on the upper floors.
因住宅物業的較高樓層的結構牆的厚度遞減，較高樓層的內部面積，一般比較低樓層的內部面積稍大。

Remarks: 1. The dimensions in the floor plans are all structural dimensions in millimetre.
2. The entrance hall (serving as a private lift lobby) forms part of a residential property, is not a common part of the Development. Where applicable, the saleable area of the relevant residential properties specified in the section "Area of Residential Properties in the Development" already includes the floor areas of such entrance hall. The Authorised Person for the Development has certified that (a) there is no restriction on the usage of such entrance hall which will affect owner's enjoyment of the relevant residential property and (b) such entrance hall is made for the exclusive use of the owner of the relevant residential property.

備註: 1. 樓面平面圖之尺規所列數字為以毫米標示之建築結構尺寸。
2. 入口大堂(作為私人升降機大堂)屬住宅物業一部分，並非發展項目之公用部分。如適用，在「發展項目中的住宅物業的面積」部分內所列出的有關住宅物業之實用面積包括該入口大堂之樓面面積。發展項目的認可人士已證明入口大堂(a)在使用上沒有限制亦不會對相關住宅物業業主享用該住宅物業造成影響及(b)是專供相關住宅物業業主使用而設。

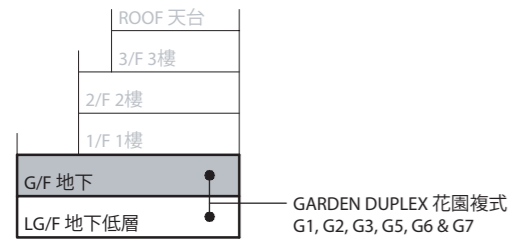
LEGEND I 圖例 1

A/C PLANT ROOM (UNCOVERED)	= Air Conditioner Plant Room (uncovered) 空調機房 (沒有上蓋)
A/C PLANT ROOM	= Air Conditioner Plant Room 空調機房
A/C PLATFORM	= Air Conditioner Platform 空調機平台
A/C PLATFORM ABOVE	= Air Conditioner Platform Above 上層空調機平台
ACOUSTIC FIN	= 隔音牆
AD	= Air Duct 通風管道槽
AF	= Architectural Feature 建築裝飾
AF ABOVE	= Architectural Feature Above 上層建築裝飾
AF ON I/F	= 建築裝飾於1樓
B	= Bathroom 浴室
BAL	= Balcony 露台
BALCONY ABOVE	= Balcony above 上層露台
BR	= Bedroom 睡房
BUILDING LINE ABOVE	= 上方之建築邊緣
CANOPY	= 簷篷
CANOPY ABOVE	= 上層簷篷
CD	= Cable Duct 電線管道槽
CFR	= Common Flat Roof 公用平台
CPR	= Common Pitched Roof 公用傾斜屋頂
CONS	= Conservatory 溫室
CURTAIN WALL ABOVE	= 上方之幕牆
DN	= Down 下

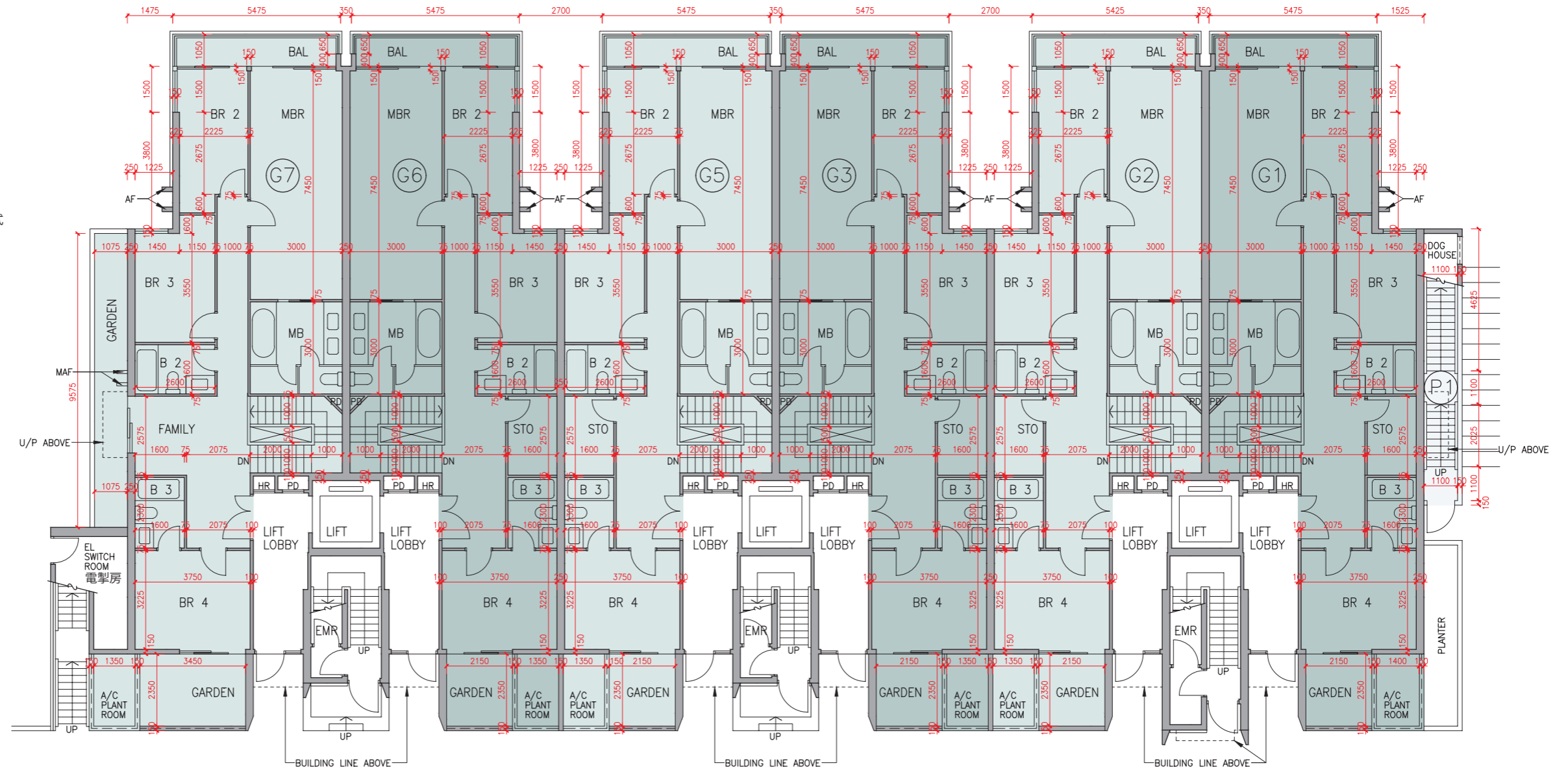
Floor plans of residential properties in the development

發展項目的住宅物業的樓面平面圖

Block E 座 G/F 地下



KEY SECTION 索引橫截面圖



LEGEND 2 圖例 2

- DIN = Dining Room 飯廳
- DOG HOUSE = Mechanical & Electrical Services Duct Connecting to the Floor Below 連接下層的機電設施管道
- DPMR = Drainage Pipe Maintenance Room 排水管維修房
- ELV = Extra Low Voltage Duct 低電壓管道
- EMR = Electricity Meter Room 電錶房
- ENTRANCE HALL = 入口大堂
- FAMILY ROOM = 家庭廳
- FLAT ROOF = 平台
- GARDEN = 花園
- HR = Hose Reel 消防喉轆
- JACUZZI = 按摩池
- KIT = Kitchen 廚房
- LAV = Lavatory 洗手間
- LIFT = 升降機
- LIFT LOBBY = 升降機大堂
- LIFT SHAFT = 升降機槽
- LIV = Living Room 客廳
- LIV / DIN = Living / Dining Room 客/飯廳
- MAF = Metal Architectural Feature 金屬建築裝飾
- MBR = Master Bedroom 主人睡房
- MB = Master Bathroom 主人浴室
- OPEN PIPE WELL = 開放式管道井
- OWM = Openable Window For Maintenance 維修窗口

- PANTRY = 備餐間
- PLANTER = 花槽
- PITCHED ROOF = 斜天台
- PD = Pipe Duct 管道槽
- PLANTER = 花槽
- ROOF = 天台
- RS & MRR = Refuse Storage & Material Recovery Room 垃圾及物料回收室
- SKYLIGHT = 天窗
- SV = Smoke Vent 排煙口
- STO = Store 儲物房
- SWIMMING POOL = 游泳池
- TOP OF BALCONY = 下層露台上蓋
- TOP OF CURTAIN WALL = 幕牆頂部
- TOP OF U/P = Top of Utility Platform 下層工作平台上蓋
- UP = Up 上
- U/P = Utility Platform 工作平台
- U/P ABOVE = Utility Platform Above 上層工作平台
- VOID = 中空
- VOID ABOVE = 上層中空
- WALK-IN CLOSET = 衣帽間
- WMC = Water Meter Cabinet 水錶箱
- WMR = Water Meter Room 水錶房

Layout on the latest approved building plans, for "as-is" layout of Garden Duplex G1, G/F, Block E, please refer to separate floor plan under this section.

最新經批准的建築圖則的布局，現時E座花園複式G1地下之布局另載於本章節。

The internal areas of the residential properties on the upper floors will generally be slightly larger than those on the lower floors because of the reducing thickness of the structural walls on the upper floors. 因住宅物業的較高樓層的結構牆的厚度遞減，較高樓層的內部面積，一般比較低樓層的內部面積稍大。

Remark: The dimensions in the floor plans are all structural dimensions in millimetre.

備註：樓面平面圖之尺規所列數字為以毫米標示之建築結構尺寸。



Scale 比例 0M/米 5M/米

Description 描述	Residential Unit 單位					
	Garden Duplex 花園複式					
	G1	G2	G3	G5	G6	G7
Floor-to-floor height (refers to the height between the top surface of the structural slab of a floor and the top surface of the structural slab of its immediate upper floor) of each residential property (m) 每個住宅物業的層與層之間的高度(指該樓層之石屎地台面與上一層石屎地台面之高度距離)(米)						
		3.150				3.150
		3.200				3.200
		3.300				3.300
		3.475				3.475
		3.500				3.500
		3.550				3.550
Thickness of the floor slabs (excluding plaster) of each residential property (mm) 每個住宅物業的樓板(不包括灰泥)的厚度(毫米)						
			150			
			175			
			225			
			300			

發展項目的住宅物業的樓面平面圖

Block E 座 G/F 地下

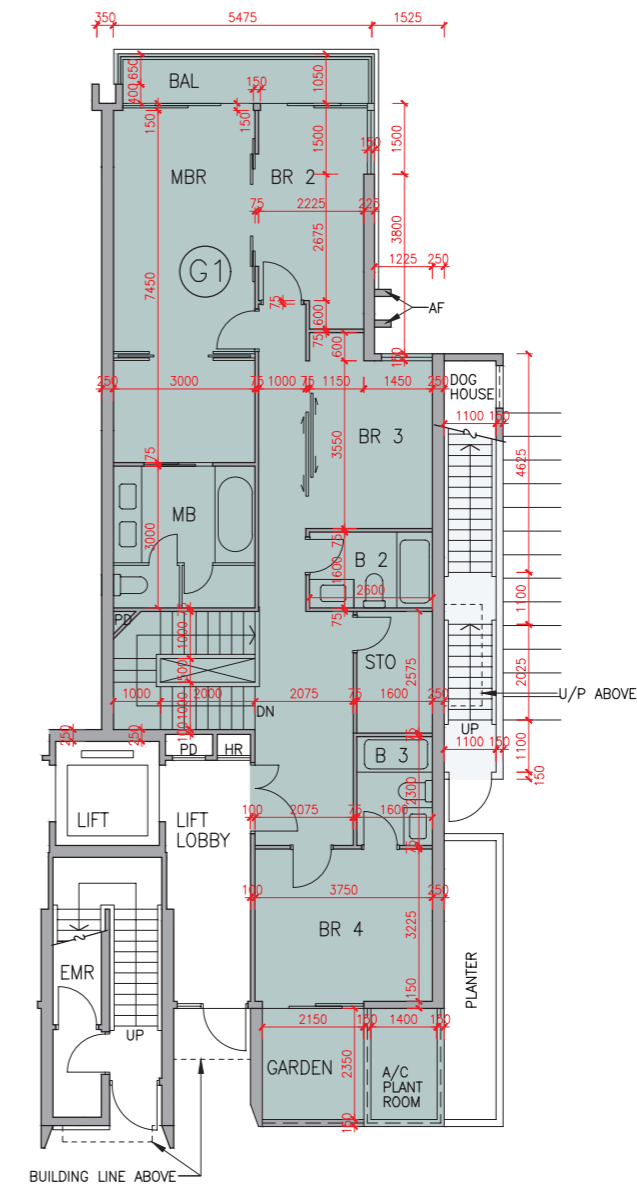
"As-is" layout with exempted works carried out under the Building Ordinance.
 獲《建築物條例》豁免的工程進行後的現時布局。

List of exempted works under the Building Ordinance (cap. 123) carried out at Residential Unit G1 after the completion of works as shown in the latest approved building plans:

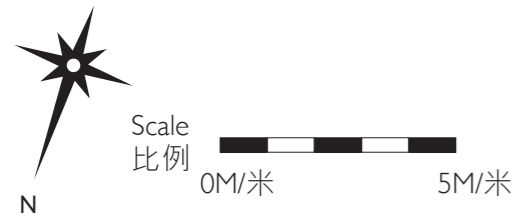
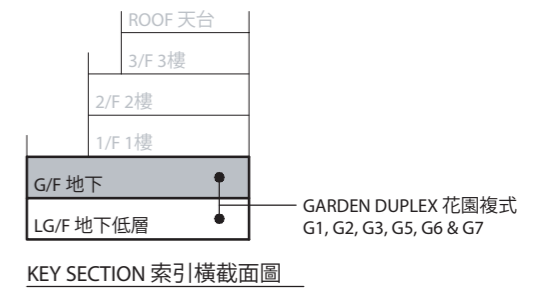
- (a) Internal wall separating master bedroom and bedroom 2 modified to sliding doors.
- (b) Internal wall separating bedroom 3 and corridor modified to sliding doors.
- (c) Sliding doors added at master bedroom.

在最新經批准的建築圖則所顯示的工程完成後，按建築物條例(第123章)，於G1住宅單位作為豁免工程進行的工程如下：

- (a) 修改主人睡房及睡房2之間的室內牆為趟門。
- (b) 修改睡房3及走廊之間的室內牆為趟門。
- (c) 主人睡房內加設趟門。



G/F 地下
 地下平面圖



The internal areas of the residential properties on the upper floors will generally be slightly larger than those on the lower floors because of the reducing thickness of the structural walls on the upper floors.
 因住宅物業的較高樓層的結構牆的厚度遞減，較高樓層的內部面積，一般比較低樓層的內部面積稍大。

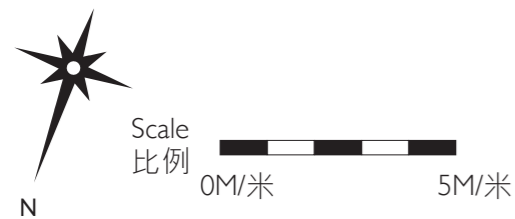
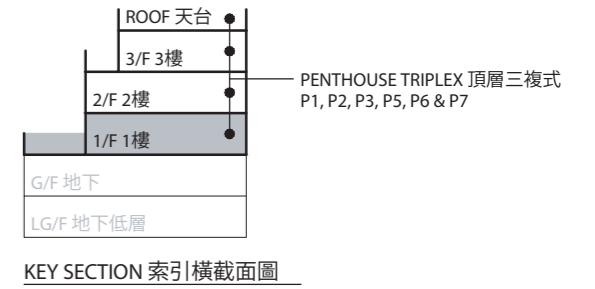
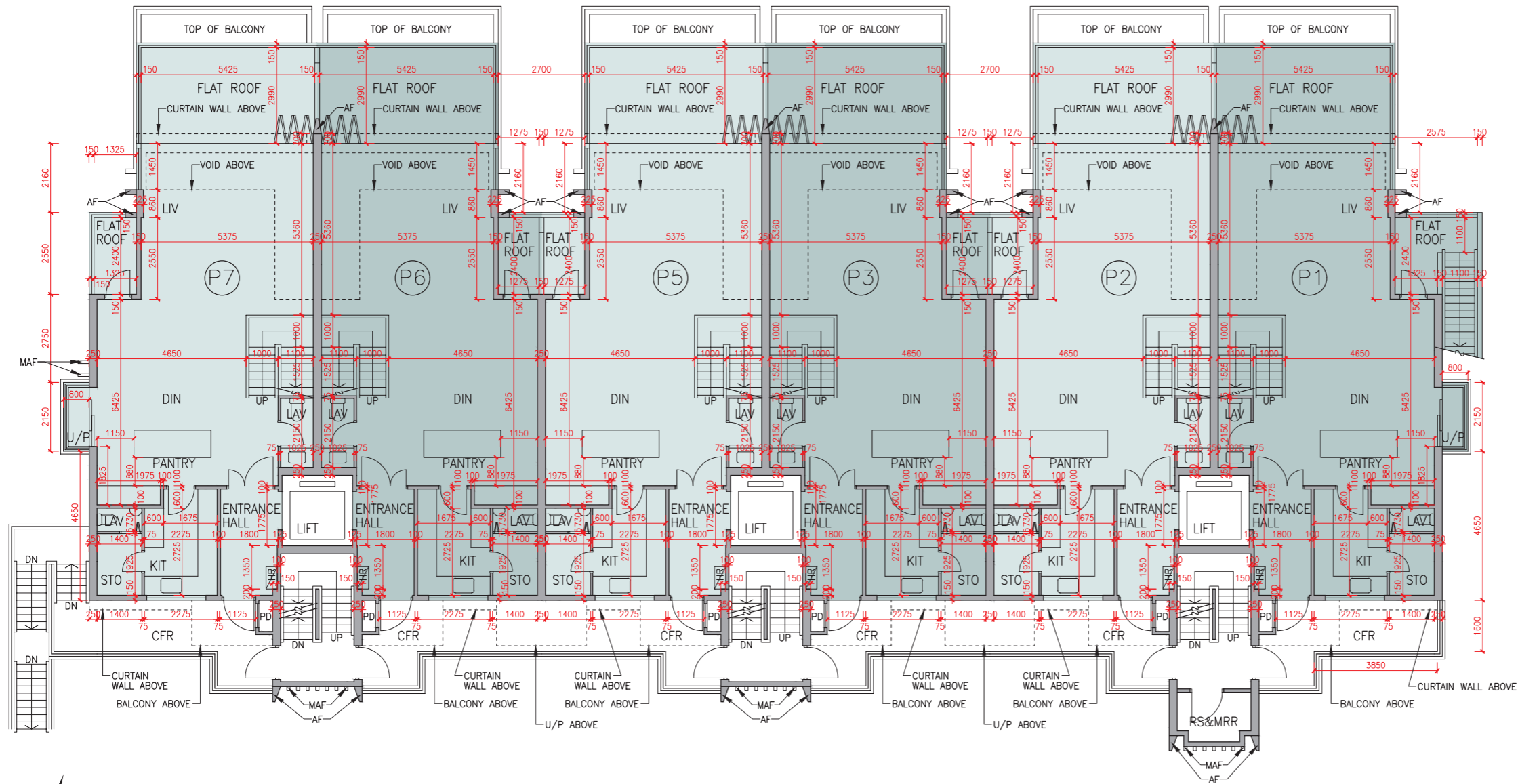
Remarks: The dimensions in the floor plans are all structural dimensions in millimetre.
 備註：樓面平面圖之尺規所列數字為以毫米標示之建築結構尺寸。

This page left blank intentionally
本頁故意留白

Floor plans of residential properties in the development

發展項目的住宅物業的樓面平面圖

Block E 座 I/F 1樓



Description 描述	Residential Unit 單位					
	Penthouse Triplex 頂層三複式					
	P1	P2	P3	P5	P6	P7
Floor-to-floor height (refers to the height between the top surface of the structural slab of a floor and the top surface of the structural slab of its immediate upper floor) of each residential property (m) 每個住宅物業的層與層之間的高度 (指該樓層之石屎地台面與上一層石屎地台面之高度距離)(米)	3.500			3.500		
	3.525			3.525		
	3.850			3.850		
	6.700			6.700		
	7.000			7.000		
Thickness of the floor slabs (excluding plaster) of each residential property (mm) 每個住宅物業的樓板 (不包括灰泥)的厚度(毫米)				150		
				175		
				200		
				225		

The internal areas of the residential properties on the upper floors will generally be slightly larger than those on the lower floors because of the reducing thickness of the structural walls on the upper floors.
因住宅物業的較高樓層的結構牆的厚度遞減，較高樓層的內部面積，一般比較低樓層的內部面積稍大。

Remarks: 1. The dimensions in the floor plans are all structural dimensions in millimetre.
2. The entrance hall (serving as a private lift lobby) forms part of a residential property, is not a common part of the Development. Where applicable, the saleable area of the relevant residential properties specified in the section "Area of Residential Properties in the Development" already includes the floor areas of such entrance hall. The Authorised Person for the Development has certified that (a) there is no restriction on the usage of such entrance hall which will affect owner's enjoyment of the relevant residential property and (b) such entrance hall is made for the exclusive use of the owner of the relevant residential property.

備註: 1. 樓面平面圖之尺規所列數字為以毫米標示之建築結構尺寸。
2. 入口大堂(作為私人升降機大堂)屬住宅物業一部分，並非發展項目之公用部分。如適用，在「發展項目中的住宅物業的面積」部分內所列出的有關住宅物業之實用面積包括該入口大堂之樓面面積。發展項目的認可人士已證明入口大堂(a)在使用上沒有限制亦不會對相關住宅物業業主享用該住宅物業造成影響及(b)是專供相關住宅物業業主使用而設。

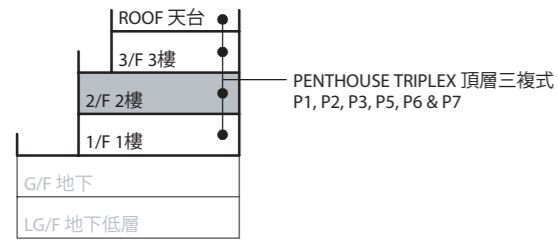
LEGEND I 圖例 1

A/C PLANT ROOM (UNCOVERED)	= Air Conditioner Plant Room (uncovered) 空調機房 (沒有上蓋)
A/C PLANT ROOM	= Air Conditioner Plant Room 空調機房
A/C PLATFORM	= Air Conditioner Platform 空調機平台
A/C PLATFORM ABOVE	= Air Conditioner Platform Above 上層空調機平台
ACOUSTIC FIN	= 隔音牆
AD	= Air Duct 通風管道槽
AF	= Architectural Feature 建築裝飾
AF ABOVE	= Architectural Feature Above 上層建築裝飾
AF ON I/F	= 建築裝飾於1樓
B	= Bathroom 浴室
BAL	= Balcony 露台
BALCONY ABOVE	= Balcony above 上層露台
BR	= Bedroom 睡房
BUILDING LINE ABOVE	= 上方之建築邊線
CANOPY	= 簷篷
CANOPY ABOVE	= 上層簷篷
CD	= Cable Duct 電線管道槽
CFR	= Common Flat Roof 公用平台
CPR	= Common Pitched Roof 公用傾斜屋頂
CONS	= Conservatory 溫室
CURTAIN WALL ABOVE	= 上方之幕牆
DN	= Down 下

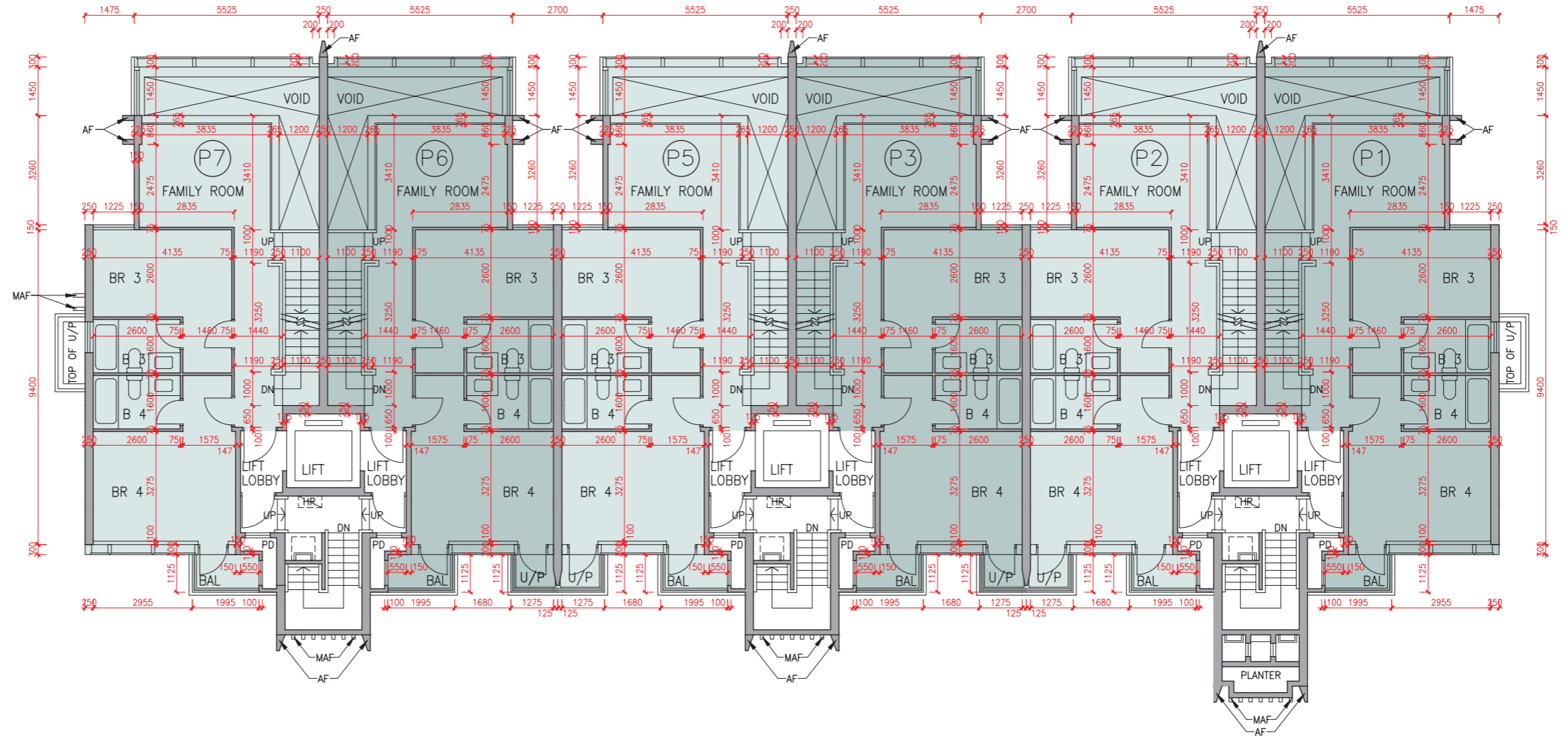
Floor plans of residential properties in the development

發展項目的住宅物業的樓面平面圖

Block E 座 2/F 2樓



KEY SECTION 索引橫截面圖



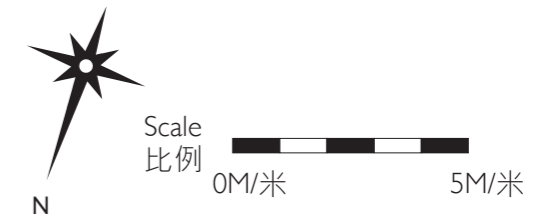
LEGEND 2 圖例 2

- DIN = Dining Room 飯廳
- DOG HOUSE = Mechanical & Electrical Services Duct Connecting to the Floor Below 連接下層的機電設施管道
- DPMR = Drainage Pipe Maintenance Room 排水管維修房
- ELV = Extra Low Voltage Duct 低電壓管道
- EMR = Electricity Meter Room 電錶房
- ENTRANCE HALL = 入口大堂
- FAMILY ROOM = 家庭廳
- FLAT ROOF = 平台
- GARDEN = 花園
- HR = Hose Reel 消防喉轆
- JACUZZI = 按摩池
- KIT = Kitchen 廚房
- LAV = Lavatory 洗手間
- LIFT = 升降機
- LIFT LOBBY = 升降機大堂
- LIFT SHAFT = 升降機槽
- LIV = Living Room 客廳
- LIV / DIN = Living / Dining Room 客/飯廳
- MAF = Metal Architectural Feature 金屬建築裝飾
- MBR = Master Bedroom 主人睡房
- MB = Master Bathroom 主人浴室
- OPEN PIPE WELL = 開放式管道井
- OWM = Openable Window For Maintenance 維修窗口

- PANTRY = 備餐間
- PLANTER = 花槽
- PITCHED ROOF = 斜天台
- PD = Pipe Duct 管道槽
- PLANTER = 花槽
- ROOF = 天台
- RS & MRR = Refuse Storage & Material Recovery Room 垃圾及物料回收室
- SKYLIGHT = 天窗
- SV = Smoke Vent 排煙口
- STO = Store 儲物房
- SWIMMING POOL = 游泳池
- TOP OF BALCONY = 下層露台上蓋
- TOP OF CURTAIN WALL = 幕牆頂部
- TOP OF U/P = Top of Utility Platform 下層工作平台上蓋
- UP = Up 上
- U/P = Utility Platform 工作平台
- U/P ABOVE = Utility Platform Above 上層工作平台
- VOID = 中空
- VOID ABOVE = 上層中空
- WALK-IN CLOSET = 衣帽間
- WMC = Water Meter Cabinet 水錶箱
- WMR = Water Meter Room 水錶房

The internal areas of the residential properties on the upper floors will generally be slightly larger than those on the lower floors because of the reducing thickness of the structural walls on the upper floors. 因住宅物業的較高樓層的結構牆的厚度遞減，較高樓層的內部面積，一般比較低樓層的內部面積稍大。

Remark: The dimensions in the floor plans are all structural dimensions in millimetre. 備註：樓面平面圖之尺規所列數字為以毫米標示之建築結構尺寸。

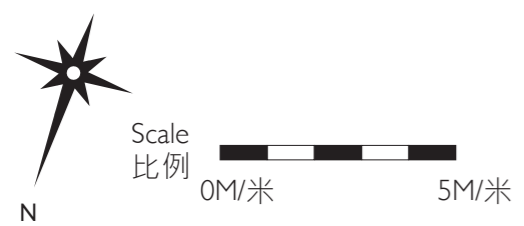
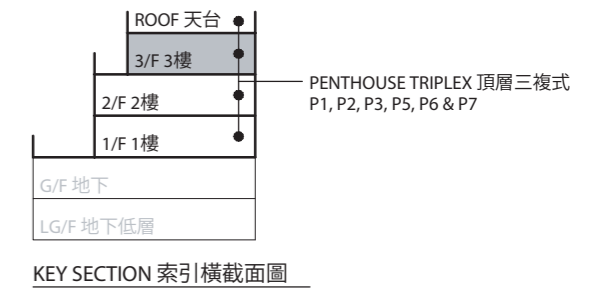
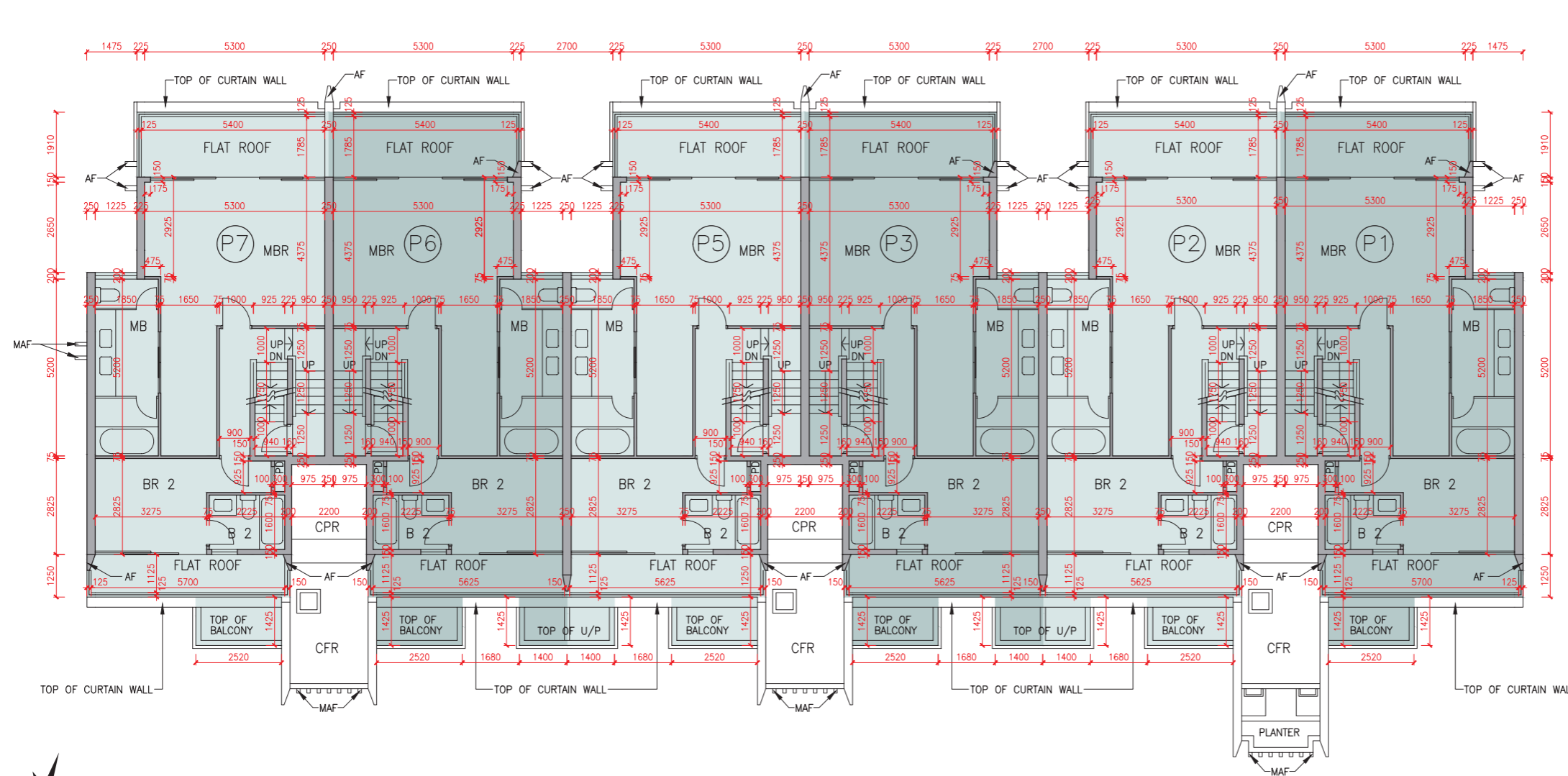


Description 描述	Residential Unit 單位					
	Penthouse Triplex 頂層三複式					
	P1	P2	P3	P5	P6	P7
Floor-to-floor height (refers to the height between the top surface of the structural slab of a floor and the top surface of the structural slab of its immediate upper floor) of each residential property (m) 每個住宅物業的層與層之間的高度(指該樓層之石屎地台面與上一層石屎地台面之高度距離)(米)				3.200	3.260	3.450 3.500
Thickness of the floor slabs (excluding plaster) of each residential property (mm) 每個住宅物業的樓板(不包括灰泥)的厚度(毫米)				150	175	200

Floor plans of residential properties in the development

發展項目的住宅物業的樓面平面圖

Block E 座 3/F 3樓



Description 描述	Residential Unit 單位					
	Penthouse Triplex 頂層三複式					
	P1	P2	P3	P5	P6	P7
Floor-to-floor height (refers to the height between the top surface of the structural slab of a floor and the top surface of the structural slab of its immediate upper floor) of each residential property (m) 每個住宅物業的層與層之間的高度 (指該樓層之石屎地台面與上一層石屎地台面之高度距離)(米)	3/F 3樓			3.500 3.550 3.800		
Thickness of the floor slabs (excluding plaster) of each residential property (mm) 每個住宅物業的樓板 (不包括灰泥)的厚度(毫米)	3/F 3樓			150 175		

The internal areas of the residential properties on the upper floors will generally be slightly larger than those on the lower floors because of the reducing thickness of the structural walls on the upper floors.
因住宅物業的較高樓層的結構牆的厚度遞減，較高樓層的內部面積，一般比較低樓層的內部面積稍大。

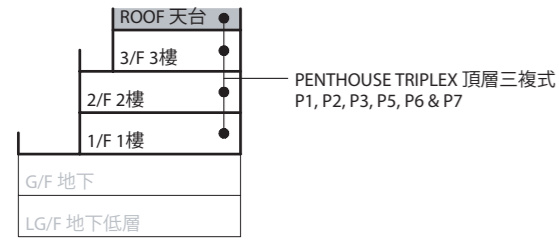
Remark: The dimensions in the floor plans are all structural dimensions in millimetre.
備註：樓面平面圖之尺規所列數字為以毫米標示之建築結構尺寸。

LEGEND 圖例 1	
A/C PLANT ROOM (UNCOVERED)	= Air Conditioner Plant Room (uncovered) 空調機房(沒有上蓋)
A/C PLANT ROOM	= Air Conditioner Plant Room 空調機房
A/C PLATFORM	= Air Conditioner Platform 空調機平台
A/C PLATFORM ABOVE	= Air Conditioner Platform Above 上層空調機平台
ACOUSTIC FIN	= 隔音牆
AD	= Air Duct 通風管道槽
AF	= Architectural Feature 建築裝飾
AF ABOVE	= Architectural Feature Above 上層建築裝飾
AF ON I/F	= 建築裝飾於1樓
B	= Bathroom 浴室
BAL	= Balcony 露台
BALCONY ABOVE	= Balcony above 上層露台
BR	= Bedroom 睡房
BUILDING LINE ABOVE	= 上方之建築邊線
CANOPY	= 簷篷
CANOPY ABOVE	= 上層簷篷
CD	= Cable Duct 電線管道槽
CFR	= Common Flat Roof 公用平台
CPR	= Common Pitched Roof 公用傾斜屋頂
CONS	= Conservatory 溫室
CURTAINWALL ABOVE	= 上方之幕牆
DN	= Down 下
DIN	= Dining Room 飯廳
DOG HOUSE	= Mechanical & Electrical Services Duct Connecting to the Floor Below 連接下層的機電設施管道
DPMR	= Drainage Pipe Maintenance Room 排水管維修房
ELV	= Extra Low Voltage Duct 低電壓管道
EMR	= Electricity Meter Room 電錶房
ENTRANCE HALL	= 入口大堂
FAMILY ROOM	= 家庭廳
FLAT ROOF	= 平台
GARDEN	= 花園
HR	= Hose Reel 消防喉轆

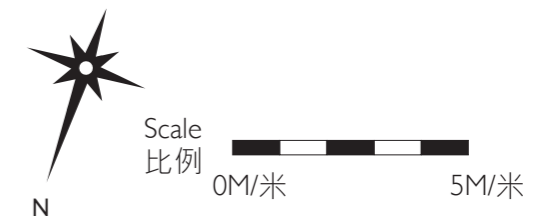
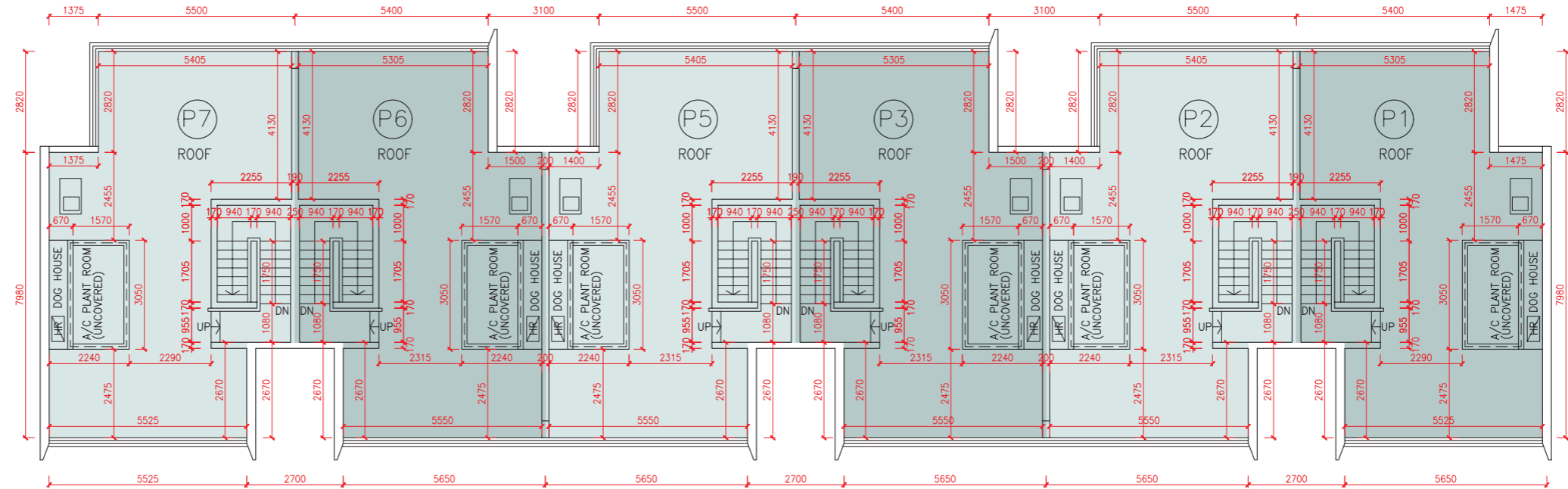
Floor plans of residential properties in the development

發展項目的住宅物業的樓面平面圖

Block E 座 Roof 天台



KEY SECTION 索引橫截面圖



LEGEND 2 圖例 2

JACUZZI = 按摩池	RS & MRR = Refuse Storage & Material Recovery Room 垃圾及物料回收室
KIT = Kitchen 廚房	SKYLIGHT = 天窗
LAV = Lavatory 洗手間	SV = Smoke Vent 排煙口
LIFT = 升降機	STO = Store 儲物房
LIFT LOBBY = 升降機大堂	SWIMMING POOL = 游泳池
LIFT SHAFT = 升降機槽	TOP OF BALCONY = 下層露台上蓋
LIV = Living Room 客廳	TOP OF CURTAIN WALL = 幕牆頂部
LIV / DIN = Living / Dining Room 客/飯廳	TOP OF U/P = Top of Utility Platform 下層工作平台上蓋
MAF = Metal Architectural Feature 金屬建築裝飾	UP = Up 上
MBR = Master Bedroom 主人睡房	U/P = Utility Platform 工作平台
MB = Master Bathroom 主人浴室	U/P ABOVE = Utility Platform Above 上層工作平台
OPEN PIPE WELL = 開放式管道井	VOID = 中空
OWM = Openable Window For Maintenance 維修窗口	VOID ABOVE = 上層中空
PANTRY = 備餐間	WALK-IN CLOSET = 衣帽間
PLANTER = 花槽	WMC = Water Meter Cabinet 水錶箱
PITCHED ROOF = 斜天台	WMR = Water Meter Room 水錶房
PD = Pipe Duct 管道槽	
PLANTER = 花槽	
ROOF = 天台	

The internal areas of the residential properties on the upper floors will generally be slightly larger than those on the lower floors because of the reducing thickness of the structural walls on the upper floors.

因住宅物業的較高樓層的結構牆的厚度遞減，較高樓層的內部面積，一般比較低樓層的內部面積稍大。

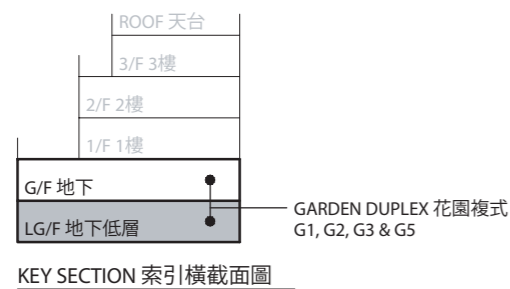
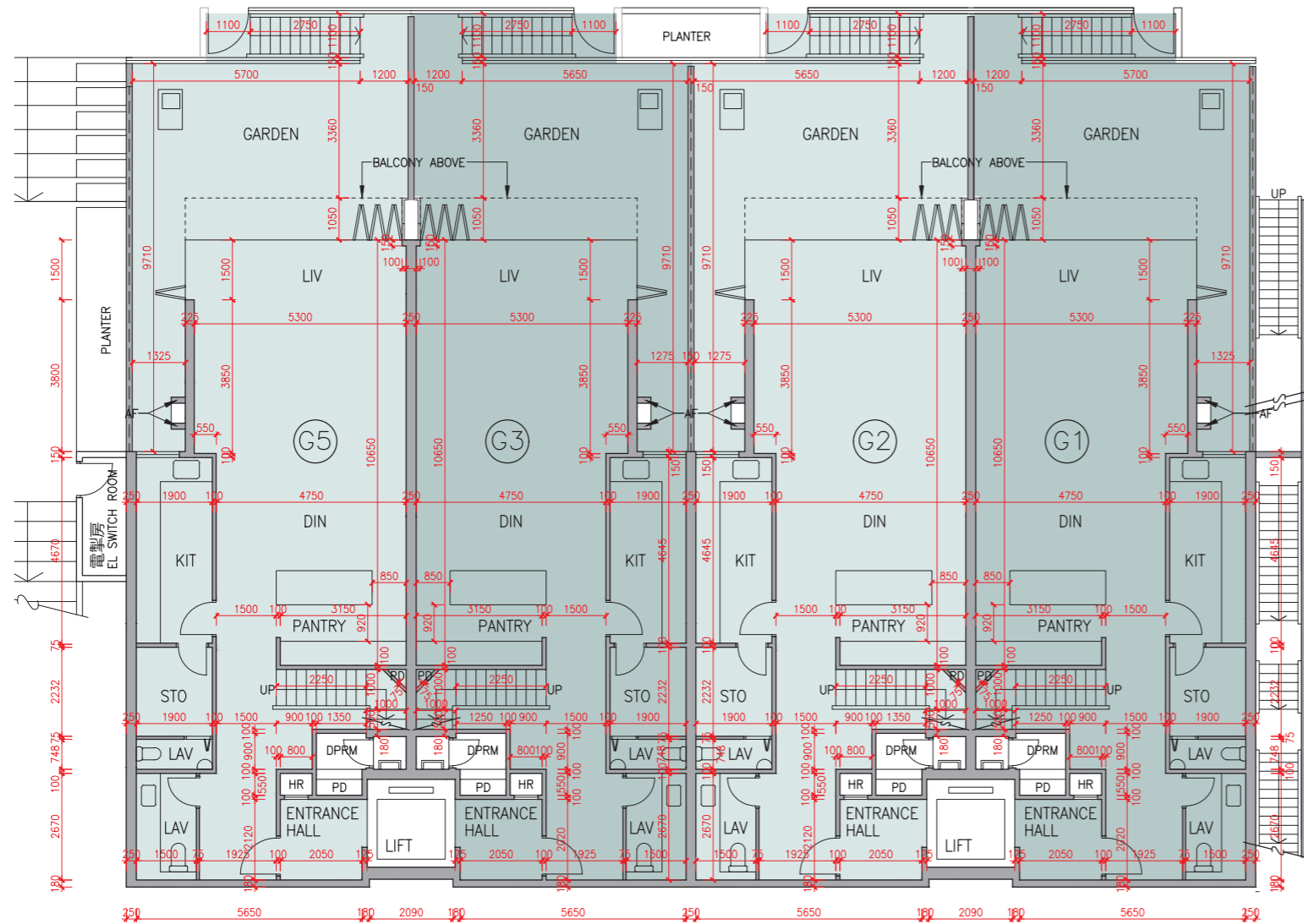
Remark: The dimensions in the floor plans are all structural dimensions in millimetre.

備註：樓面平面圖之尺規所列數字為以毫米標示之建築結構尺寸。

Floor plans of residential properties in the development

發展項目的住宅物業的樓面平面圖

Block F 座 LG/F 地下低層



Description 描述	Residential Unit 單位					
	Garden Duplex 花園複式					
	G1	G2	G3	G5		
Floor-to-floor height (refers to the height between the top surface of the structural slab of a floor and the top surface of the structural slab of its immediate upper floor) of each residential property (m) 每個住宅物業的層與層之間的高度(指該樓層之石屎地台面與上一層石屎地台面之高度距離)(米)		3.350	3.450	3.500	3.850	7.000
Thickness of the floor slabs (excluding plaster) of each residential property (mm) 每個住宅物業的樓板(不包括灰泥)的厚度(毫米)		150	175	250		

The internal areas of the residential properties on the upper floors will generally be slightly larger than those on the lower floors because of the reducing thickness of the structural walls on the upper floors.

因住宅物業的較高樓層的結構牆的厚度遞減，較高樓層的內部面積，一般比較低樓層的內部面積稍大。

Remarks: 1. The dimensions in the floor plans are all structural dimensions in millimetre.
2. The entrance hall (serving as a private lift lobby) forms part of a residential property, is not a common part of the Development. Where applicable, the saleable area of the relevant residential properties specified in the section "Area of Residential Properties in the Development" already includes the floor areas of such entrance hall. The Authorised Person for the Development has certified that (a) there is no restriction on the usage of such entrance hall which will affect owner's enjoyment of the relevant residential property and (b) such entrance hall is made for the exclusive use of the owner of the relevant residential property.

備註: 1. 樓面平面圖之尺規所列數字為以毫米標示之建築結構尺寸。
2. 入口大堂(作為私人升降機大堂)屬住宅物業一部分，並非發展項目之公用部分。如適用，在「發展項目中的住宅物業的面積」部分內所列出的有關住宅物業之實用面積包括該入口大堂之樓面面積。發展項目的認可人士已證明入口大堂(a)在使用上沒有限制亦不會對相關住宅物業業主享用該住宅物業造成影響及(b)是專供相關住宅物業業主使用而設。

LEGEND I 圖例 1

A/C PLANT ROOM (UNCOVERED) = Air Conditioner Plant Room (uncovered) 空調機房(沒有上蓋)	CD = Cable Duct 電線管道槽
A/C PLANT ROOM = Air Conditioner Plant Room 空調機房	CFR = Common Flat Roof 公用平台
A/C PLATFORM = Air Conditioner Platform 空調機平台	CPR = Common Pitched Roof 公用傾斜屋頂
A/C PLATFORM ABOVE = Air Conditioner Platform Above 上層空調機平台	CONS = Conservatory 溫室
ACOUSTIC FIN = 隔音牆	CURTAIN WALL ABOVE = 上方之幕牆
AD = Air Duct 通風管道槽	DN = Down 下
AF = Architectural Feature 建築裝飾	DIN = Dining Room 飯廳
AF ABOVE = Architectural Feature Above 上層建築裝飾	DOG HOUSE = Mechanical & Electrical Services Duct Connecting to the Floor Below 連接下層的機電設施管道
AF ON I/F = 建築裝飾於1樓	DPMR = Drainage Pipe Maintenance Room 排水管維修房
B = Bathroom 浴室	ELV = Extra Low Voltage Duct 低電壓管道
BAL = Balcony 露台	EMR = Electricity Meter Room 電錶房
BALCONY ABOVE = Balcony above 上層露台	ENTRANCE HALL = 入口大堂
BR = Bedroom 睡房	FAMILY ROOM = 家庭廳
BUILDING LINE ABOVE = 上方之建築邊線	FLAT ROOF = 平台
CANOPY = 簷篷	GARDEN = 花園
CANOPY ABOVE = 上層簷篷	HR = Hose Reel 消防喉轆



Scale 比例
0M/米 5M/米

Floor plans of residential properties in the development

發展項目的住宅物業的樓面平面圖

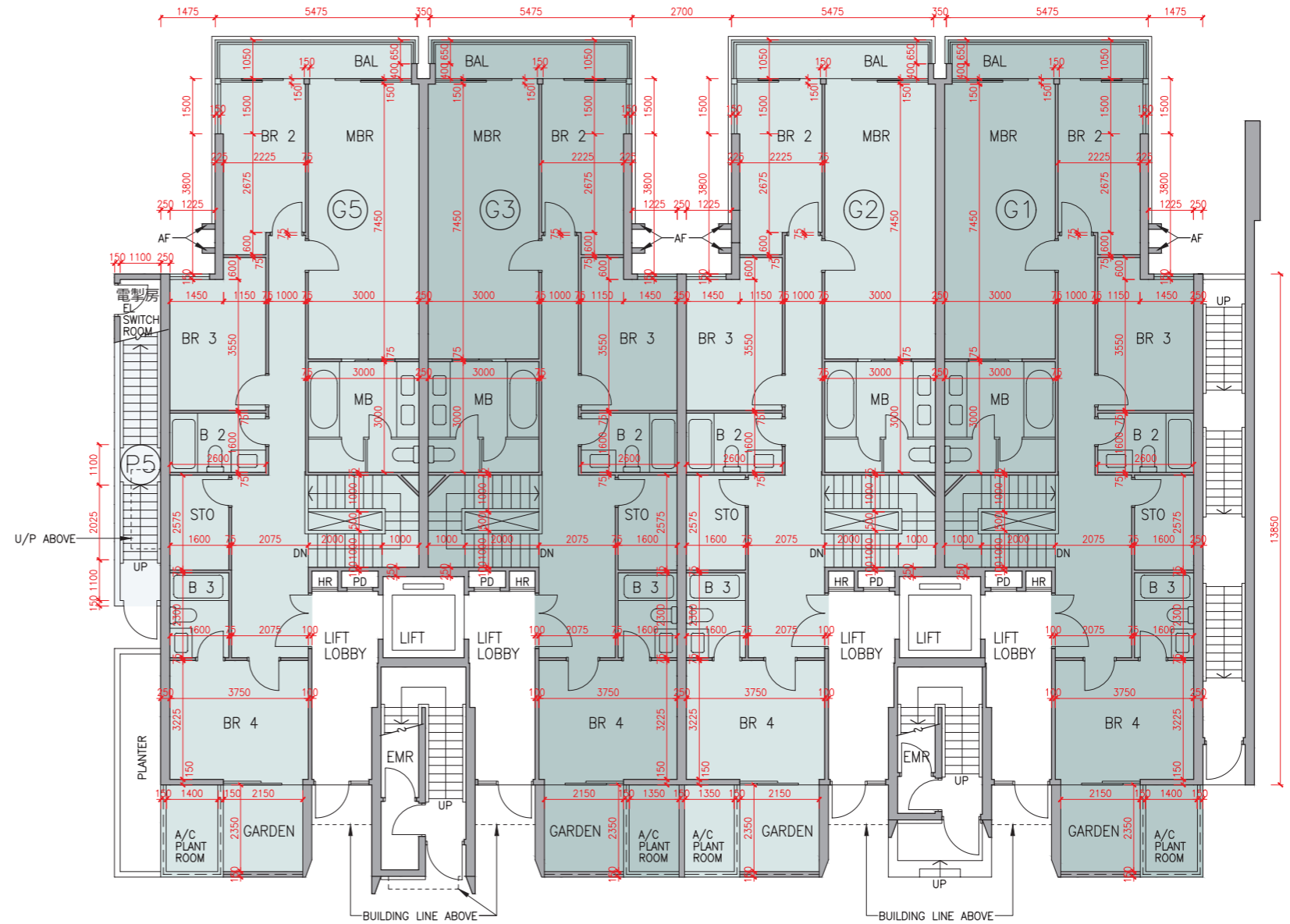
Block F 座 G/F 地下

Description 描述	Residential Unit 單位					
	Garden Duplex 花園複式					
	G1	G2	G3	G5		
Floor-to-floor height (refers to the height between the top surface of the structural slab of a floor and the top surface of the structural slab of its immediate upper floor) of each residential property (m) 每個住宅物業的層與層之間的高度(指該樓層之石屎地台面與上一層石屎地台面之高度距離)(米)	G/F 地下	3.150	3.200	3.300	3.475	3.500
Thickness of the floor slabs (excluding plaster) of each residential property (mm) 每個住宅物業的樓板(不包括灰泥)的厚度(毫米)	G/F 地下	150	175	225	225	300

The internal areas of the residential properties on the upper floors will generally be slightly larger than those on the lower floors because of the reducing thickness of the structural walls on the upper floors.

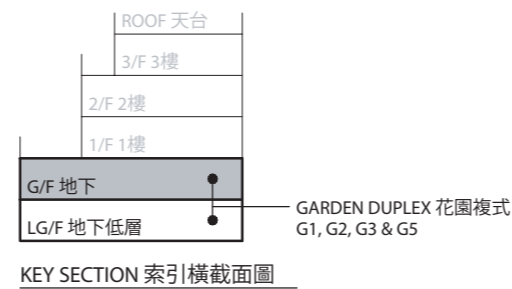
因住宅物業的較高樓層的結構牆的厚度遞減，較高樓層的內部面積，一般比較低樓層的內部面積稍大。

Remark: The dimensions in the floor plans are all structural dimensions in millimetre.
備註：樓面平面圖之尺規所列數字為以毫米標示之建築結構尺寸。



LEGEND 2 圖例 2

JACUZZI = 按摩池	RS & MRR = Refuse Storage & Material Recovery Room 垃圾及物料回收室
KIT = Kitchen 廚房	SKYLIGHT = 天窗
LAV = Lavatory 洗手間	SV = Smoke Vent 排煙口
LIFT = 升降機	STO = Store 儲物房
LIFT LOBBY = 升降機大堂	SWIMMING POOL = 游泳池
LIFT SHAFT = 升降機槽	TOP OF BALCONY = 下層露台上蓋
LIV = Living Room 客廳	TOP OF CURTAIN WALL = 幕牆頂部
LIV / DIN = Living / Dining Room 客/飯廳	TOP OF U/P = Top of Utility Platform 下層工作平台上蓋
MAF = Metal Architectural Feature 金屬建築裝飾	UP = Up 上
MBR = Master Bedroom 主人睡房	U/P = Utility Platform 工作平台
MB = Master Bathroom 主人浴室	U/P ABOVE = Utility Platform Above 上層工作平台
OPEN PIPE WELL = 開放式管道井	VOID = 中空
OWM = Openable Window For Maintenance 維修窗口	VOID ABOVE = 上層中空
PANTRY = 備餐間	WALK-IN CLOSET = 衣帽間
PLANTER = 花槽	WMC = Water Meter Cabinet 水錶箱
PITCHED ROOF = 斜天台	WMR = Water Meter Room 水錶房
PD = Pipe Duct 管道槽	
PLANTER = 花槽	
ROOF = 天台	

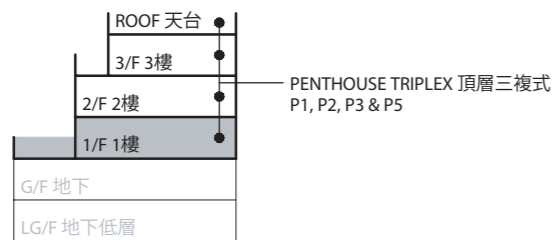
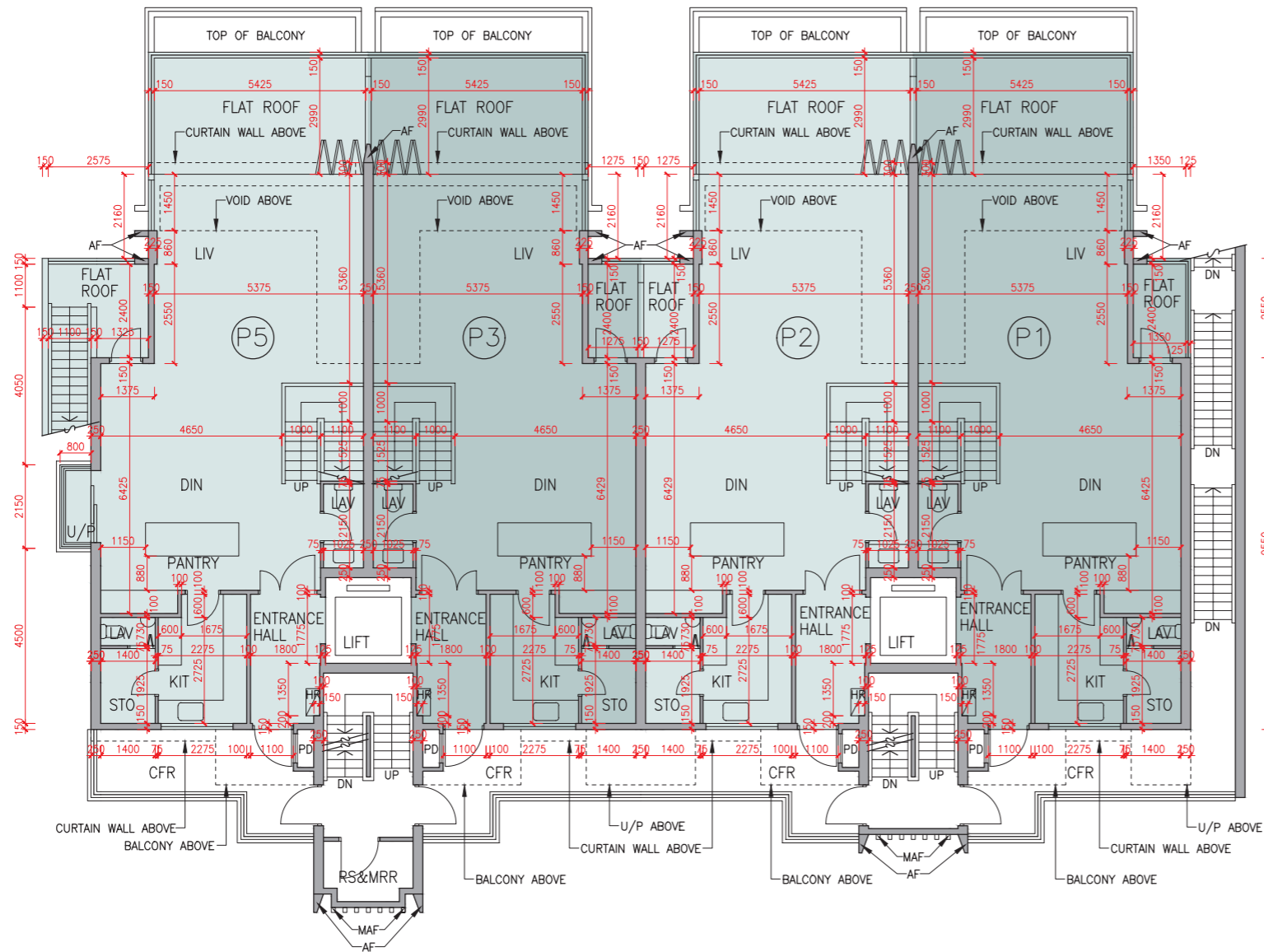


Scale 比例
0M/米 5M/米

Floor plans of residential properties in the development

發展項目的住宅物業的樓面平面圖

Block F 座 1/F 1樓



KEY SECTION 索引橫截面圖

Description 描述	Residential Unit 單位				
	Penthouse Triplex 頂層三複式				
	PI	P2	P3	P5	
Floor-to-floor height (refers to the height between the top surface of the structural slab of a floor and the top surface of the structural slab of its immediate upper floor) of each residential property (m) 每個住宅物業的層與層之間的高度 (指該樓層之石屎地台面與上一層石屎地台面之高度距離)(米)	I/F 1樓	3.500	3.500	3.500	3.500
		3.525	3.525	3.525	3.525
		3.850	3.850	3.850	3.850
		6.700	6.700	6.700	6.700
		7.000	7.000	7.000	7.000
Thickness of the floor slabs (excluding plaster) of each residential property (mm) 每個住宅物業的樓板 (不包括灰泥)的厚度(毫米)	I/F 1樓	150	150	150	150
		175	175	175	175
		200	200	200	200

The internal areas of the residential properties on the upper floors will generally be slightly larger than those on the lower floors because of the reducing thickness of the structural walls on the upper floors.

因住宅物業的較高樓層的結構牆的厚度遞減，較高樓層的內部面積，一般比較低樓層的內部面積稍大。

- Remarks:
- The dimensions in the floor plans are all structural dimensions in millimetre.
 - The entrance hall (serving as a private lift lobby) forms part of a residential property, is not a common part of the Development. Where applicable, the saleable area of the relevant residential properties specified in the section "Area of Residential Properties in the Development" already includes the floor areas of such entrance hall. The Authorised Person for the Development has certified that (a) there is no restriction on the usage of such entrance hall which will affect owner's enjoyment of the relevant residential property and (b) such entrance hall is made for the exclusive use of the owner of the relevant residential property.

- 備註:
- 樓面平面圖之尺規所列數字為以毫米標示之建築結構尺寸。
 - 入口大堂(作為私人升降機大堂)屬住宅物業一部分，並非發展項目之公用部分。如適用，在「發展項目中的住宅物業的面積」部分內所列出的有關住宅物業之實用面積包括該入口大堂之樓面面積。發展項目的認可人士已證明入口大堂(a)在使用上沒有限制亦不會對相關住宅物業業主享用該住宅物業造成影響及(b)是專供相關住宅物業業主使用而設。

LEGEND I 圖例 1

A/C PLANT ROOM (UNCOVERED) = Air Conditioner Plant Room (uncovered) 空調機房(沒有上蓋)	CD = Cable Duct 電線管道槽
A/C PLANT ROOM = Air Conditioner Plant Room 空調機房	CFR = Common Flat Roof 公用平台
A/C PLATFORM = Air Conditioner Platform 空調機平台	CPR = Common Pitched Roof 公用傾斜屋頂
A/C PLATFORM ABOVE = Air Conditioner Platform Above 上層空調機平台	CONS = Conservatory 溫室
ACOUSTIC FIN = 隔音牆	CURTAIN WALL ABOVE = 上方之幕牆
AD = Air Duct 通風管道槽	DN = Down 下
AF = Architectural Feature 建築裝飾	DIN = Dining Room 飯廳
AF ABOVE = Architectural Feature Above 上層建築裝飾	DOG HOUSE = Mechanical & Electrical Services Duct Connecting to the Floor Below 連接下層的機電設施管道
AF ON I/F = 建築裝飾於1樓	DPMR = Drainage Pipe Maintenance Room 排水管維修房
B = Bathroom 浴室	ELV = Extra Low Voltage Duct 低電壓管道
BAL = Balcony 露台	EMR = Electricity Meter Room 電錶房
BALCONY ABOVE = Balcony above 上層露台	ENTRANCE HALL = 入口大堂
BR = Bedroom 睡房	FAMILY ROOM = 家庭廳
BUILDING LINE ABOVE = 上方之建築邊線	FLAT ROOF = 平台
CANOPY = 簷篷	GARDEN = 花園
CANOPY ABOVE = 上層簷篷	HR = Hose Reel 消防喉轆



Scale 比例
0M/米 5M/米

Floor plans of residential properties in the development

發展項目的住宅物業的樓面平面圖

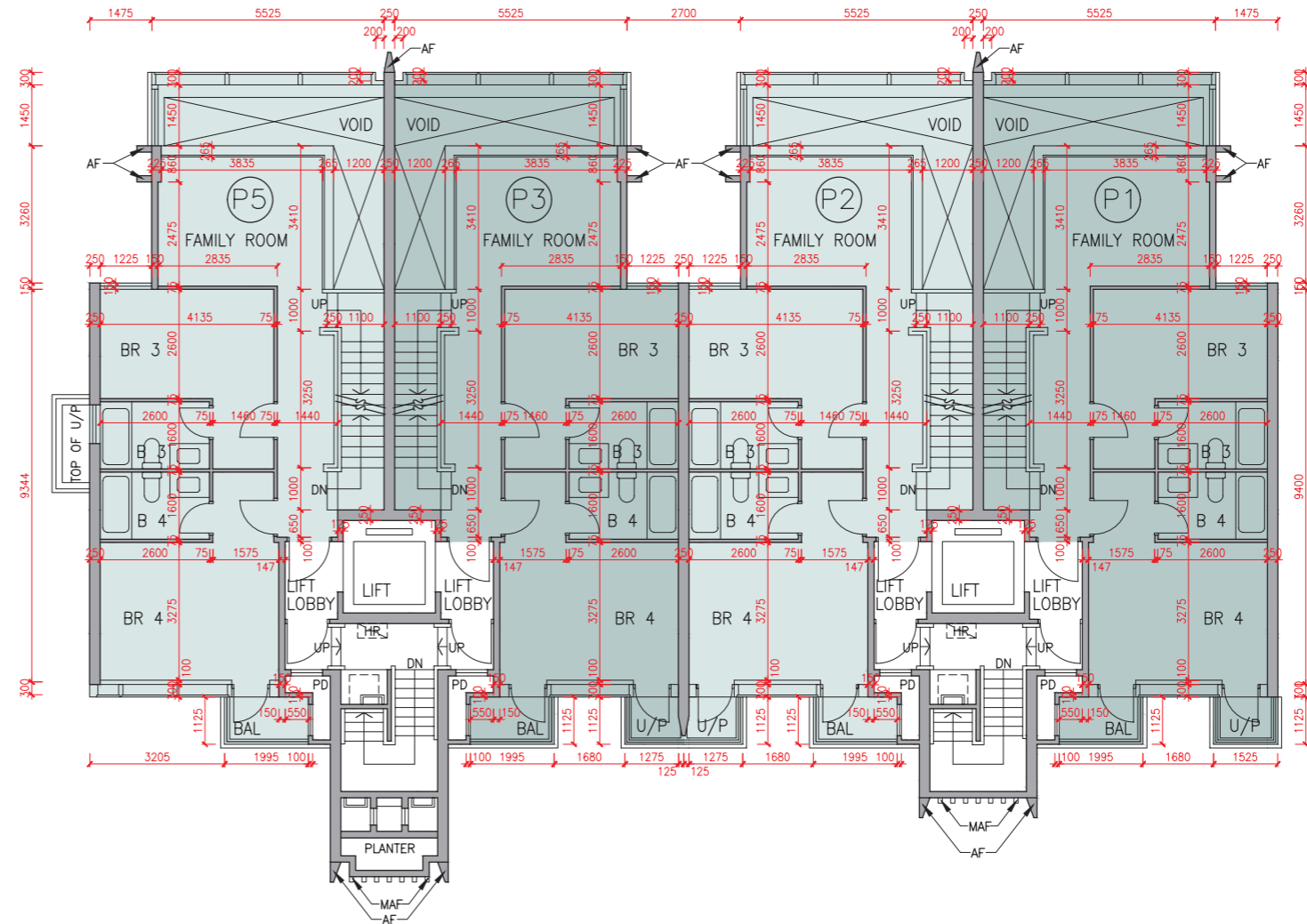
Block F 座 2/F 2樓

Description 描述	Residential Unit 單位				
	Penthouse Triplex 頂層三複式				
	P1	P2	P3	P5	
Floor-to-floor height (refers to the height between the top surface of the structural slab of a floor and the top surface of the structural slab of its immediate upper floor) of each residential property (m) 每個住宅物業的層與層之間的高度(指該樓層之石屎地台面與上一層石屎地台面之高度距離)(米)	2/F 2樓	3.200	3.260	3.450	3.500
Thickness of the floor slabs (excluding plaster) of each residential property (mm) 每個住宅物業的樓板(不包括灰泥)的厚度(毫米)	2/F 2樓	150	175	200	

The internal areas of the residential properties on the upper floors will generally be slightly larger than those on the lower floors because of the reducing thickness of the structural walls on the upper floors.

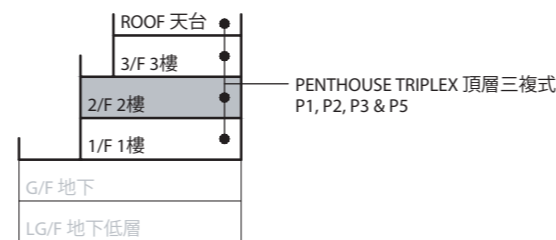
因住宅物業的較高樓層的結構牆的厚度遞減，較高樓層的內部面積，一般比較低樓層的內部面積稍大。

Remark: The dimensions in the floor plans are all structural dimensions in millimetre.
備註：樓面平面圖之尺規所列數字為以毫米標示之建築結構尺寸。



LEGEND 2 圖例 2

JACUZZI = 按摩池	RS & MRR = Refuse Storage & Material Recovery Room 垃圾及物料回收室
KIT = Kitchen 廚房	SKYLIGHT = 天窗
LAV = Lavatory 洗手間	SV = Smoke Vent 排煙口
LIFT = 升降機	STO = Store 儲物房
LIFT LOBBY = 升降機大堂	SWIMMING POOL = 游泳池
LIFT SHAFT = 升降機槽	TOP OF BALCONY = 下層露台上蓋
LIV = Living Room 客廳	TOP OF CURTAIN WALL = 幕牆頂部
LIV / DIN = Living / Dining Room 客/飯廳	TOP OF U/P = Top of Utility Platform 下層工作平台上蓋
MAF = Metal Architectural Feature 金屬建築裝飾	UP = Up 上
MBR = Master Bedroom 主人睡房	U/P = Utility Platform 工作平台
MB = Master Bathroom 主人浴室	U/P ABOVE = Utility Platform Above 上層工作平台
OPEN PIPE WELL = 開放式管道井	VOID = 中空
OWM = Openable Window For Maintenance 維修窗口	VOID ABOVE = 上層中空
PANTRY = 備餐間	WALK-IN CLOSET = 衣帽間
PLANTER = 花槽	WMC = Water Meter Cabinet 水錶箱
PITCHED ROOF = 斜天台	WMR = Water Meter Room 水錶房
PD = Pipe Duct 管道槽	
PLANTER = 花槽	
ROOF = 天台	



KEY SECTION 索引橫截面圖

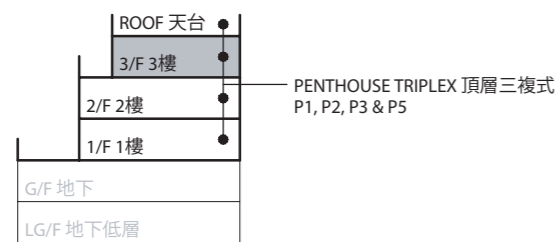
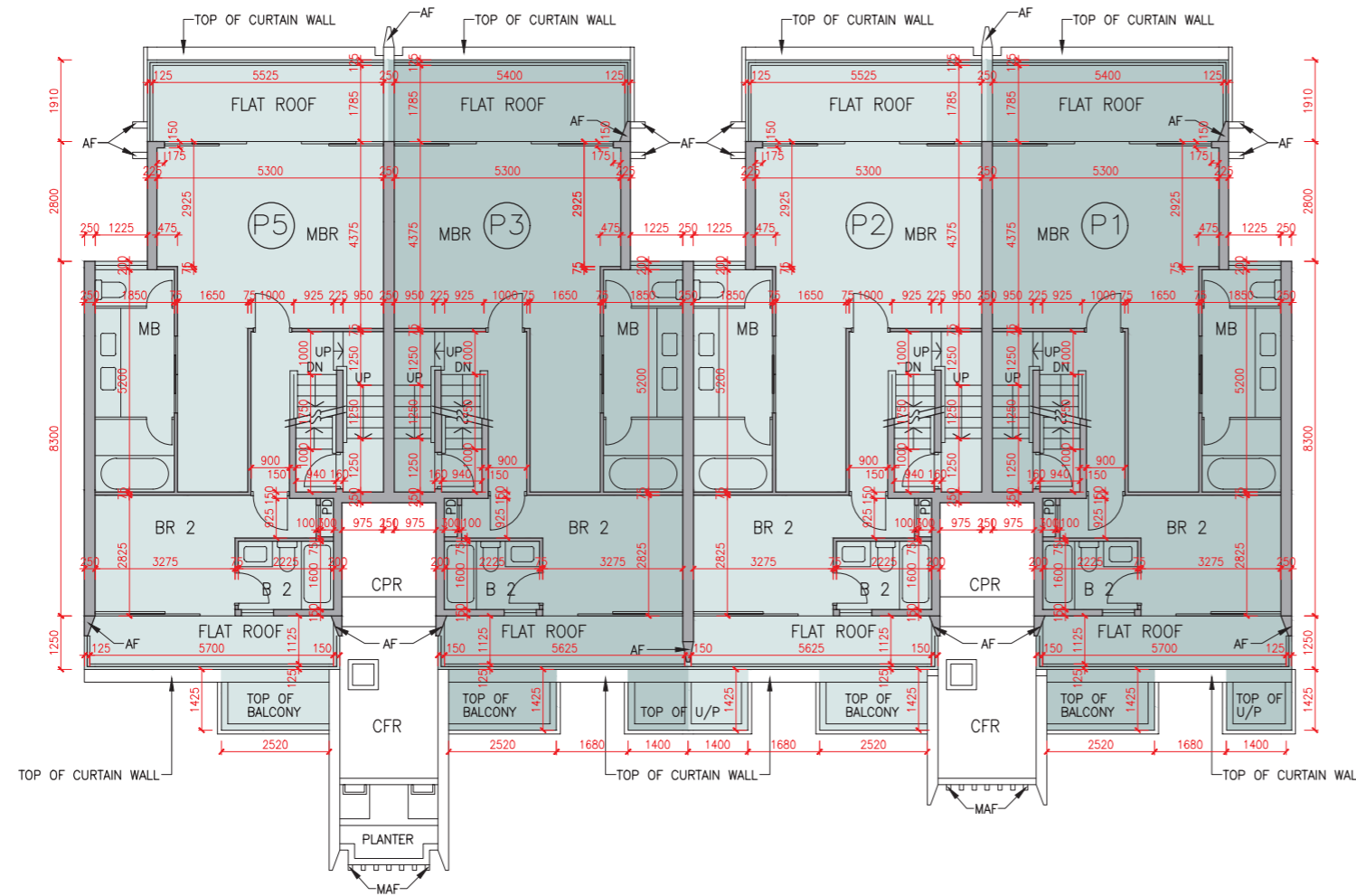


Scale 比例
0M/米 5M/米

Floor plans of residential properties in the development

發展項目的住宅物業的樓面平面圖

Block F 座 3/F 3樓



KEY SECTION 索引橫截面圖

Description 描述	Residential Unit 單位			
	Penthouse Triplex 頂層三複式			
	P1	P2	P3	P5
Floor-to-floor height (refers to the height between the top surface of the structural slab of a floor and the top surface of the structural slab of its immediate upper floor) of each residential property (m) 每個住宅物業的層與層之間的高度(指該樓層之石屎地台面與上一層石屎地台面之高度距離)(米)	3/F 3樓 3.500 3.550 3.800			
Thickness of the floor slabs (excluding plaster) of each residential property (mm) 每個住宅物業的樓板(不包括灰泥)的厚度(毫米)	3/F 3樓 150 175			

The internal areas of the residential properties on the upper floors will generally be slightly larger than those on the lower floors because of the reducing thickness of the structural walls on the upper floors.

因住宅物業的較高樓層的結構牆的厚度遞減，較高樓層的內部面積，一般比較低樓層的內部面積稍大。

Remark: The dimensions in the floor plans are all structural dimensions in millimetre.
備註：樓面平面圖之尺規所列數字為以毫米標示之建築結構尺寸。

LEGEND I 圖例 1

A/C PLANT ROOM (UNCOVERED)	= Air Conditioner Plant Room (uncovered) 空調機房(沒有上蓋)	CD	= Cable Duct 電線管道槽
A/C PLANT ROOM	= Air Conditioner Plant Room 空調機房	CFR	= Common Flat Roof 公用平台
A/C PLATFORM	= Air Conditioner Platform 空調機平台	CPR	= Common Pitched Roof 公用傾斜屋頂
A/C PLATFORM ABOVE	= Air Conditioner Platform Above 上層空調機平台	CONS	= Conservatory 溫室
ACOUSTIC FIN	= 隔音牆	CURTAINWALL ABOVE	= 上方之幕牆
AD	= Air Duct 通風管道槽	DN	= Down 下
AF	= Architectural Feature 建築裝飾	DIN	= Dining Room 飯廳
AF ABOVE	= Architectural Feature Above 上層建築裝飾	DOG HOUSE	= Mechanical & Electrical Services Duct Connecting to the Floor Below 連接下層的機電設施管道
AF ON I/F	= 建築裝飾於1樓	DPMR	= Drainage Pipe Maintenance Room 排水管維修房
B	= Bathroom 浴室	ELV	= Extra Low Voltage Duct 低電壓管道
BAL	= Balcony 露台	EMR	= Electricity Meter Room 電錶房
BALCONY ABOVE	= Balcony above 上層露台	ENTRANCE HALL	= 入口大堂
BR	= Bedroom 睡房	FAMILY ROOM	= 家庭廳
BUILDING LINE ABOVE	= 上方之建築邊線	FLAT ROOF	= 平台
CANOPY	= 簷篷	GARDEN	= 花園
CANOPY ABOVE	= 上層簷篷	HR	= Hose Reel 消防喉轆



Scale 比例
0M/米 5M/米

Floor plans of residential properties in the development

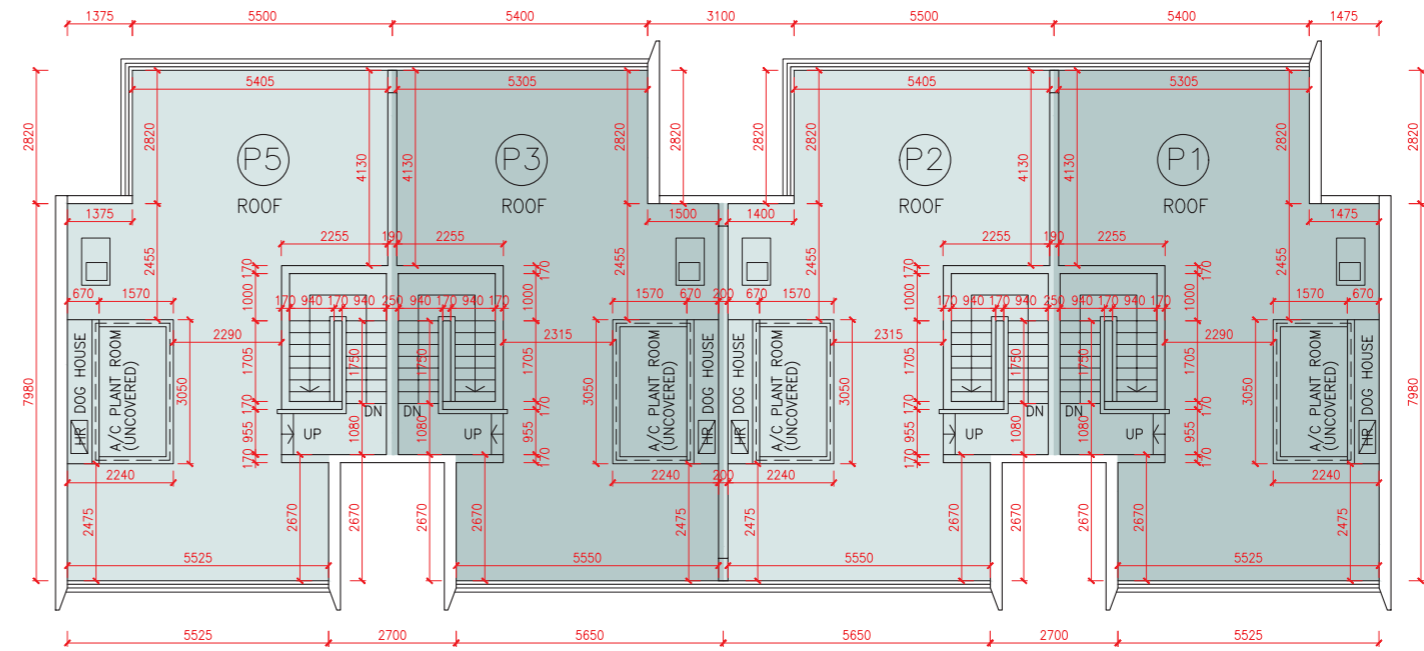
發展項目的住宅物業的樓面平面圖

Block F 座 Roof 天台

The internal areas of the residential properties on the upper floors will generally be slightly larger than those on the lower floors because of the reducing thickness of the structural walls on the upper floors.

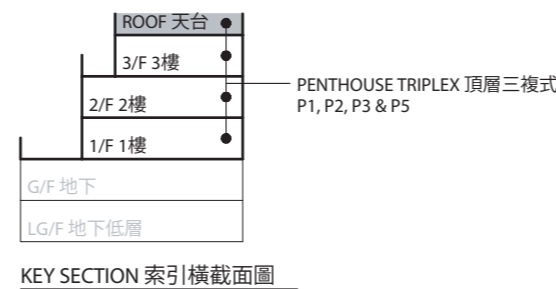
因住宅物業的較高樓層的結構牆的厚度遞減，較高樓層的內部面積，一般比較低樓層的內部面積稍大。

Remark: The dimensions in the floor plans are all structural dimensions in millimetre.
備註：樓面平面圖之尺規所列數字為以毫米標示之建築結構尺寸。



LEGEND 2 圖例 2

JACUZZI	= 按摩池	RS & MRR	= Refuse Storage & Material Recovery Room 垃圾及物料回收室
KIT	= Kitchen 廚房	SKYLIGHT	= 天窗
LAV	= Lavatory 洗手間	SV	= Smoke Vent 排煙口
LIFT	= 升降機	STO	= Store 儲物房
LIFT LOBBY	= 升降機大堂	SWIMMING POOL	= 游泳池
LIFT SHAFT	= 升降機槽	TOP OF BALCONY	= 下層露台上蓋
LIV	= Living Room 客廳	TOP OF CURTAIN WALL	= 幕牆頂部
LIV / DIN	= Living / Dining Room 客/飯廳	TOP OF U/P	= Top of Utility Platform 下層工作平台上蓋
MAF	= Metal Architectural Feature 金屬建築裝飾	UP	= Up 上
MBR	= Master Bedroom 主人睡房	U/P	= Utility Platform 工作平台
MB	= Master Bathroom 主人浴室	U/P ABOVE	= Utility Platform Above 上層工作平台
OPEN PIPE WELL	= 開放式管道井	VOID	= 中空
OWM	= Openable Window For Maintenance 維修窗口	VOID ABOVE	= 上層中空
PANTRY	= 備餐間	WALK-IN CLOSET	= 衣帽間
PLANTER	= 花槽	WMC	= Water Meter Cabinet 水錶箱
PITCHED ROOF	= 斜天台	WMR	= Water Meter Room 水錶房
PD	= Pipe Duct 管道槽		
PLANTER	= 花槽		
ROOF	= 天台		



Floor plans of residential properties in the development

發展項目的住宅物業的樓面平面圖

Remarks applicable to the floor plans in this section:

1. There are architectural features, metal grilles and/or exposed pipes on the external walls of some of the floors. For details, please refer to the latest approved building plans and/or approved drainage plans.
2. Common and private pipes exposed and/or enclosed in cladding are located at/adjacent to the balcony and/or utility platform and/or flat roof and/or roof and/or garden and/or air-conditioner platform and/or external wall of some residential properties. For details, please refer to the latest approved building plans and/or approved drainage plans.
3. There are sunken slabs for mechanical and electrical services and/or ceiling bulkheads for the air-conditioning fittings and/or mechanical and electrical services at some of the residential properties.
4. There are exposed pipes installed in some of the stores.
5. Balconies and utility platforms are non-enclosed areas.
6. Symbols of fittings and fitments such as bath tub, sink, water closet, shower, sink counter, etc. in the floor plans are prepared based on the latest approved building plans and are for general indication only.
7. In the description of residential property in a residential block, the prefix "G" means Garden Duplex unit and the numbering means the numbering of Garden Duplex unit of Block A, B, C, D, E or F (as the case may be). e.g. "G1" refers to Garden Duplex 1 of Block A, B, C, D, E or F (as the case may be).
8. In the description of residential property in a residential block, the prefix "P" means Penthouse Triplex unit and the numbering means the numbering of Penthouse Triplex unit of Block A, B, D, E or F (as the case may be). e.g. "P1" refers to Penthouse Triplex 1 of Block A, B, D, E or F (as the case may be).
9. In the description of residential property in a residential block, the prefix "P" means Penthouse Duplex unit and the numbering means the numbering of Penthouse Duplex unit of Block C. e.g. "P1" refers to Penthouse Duplex 1 of Block C.

Legend for floor plan 平面圖圖例

A/C PLANT ROOM (UNCOVERED)	= Air Conditioner Plant Room (uncovered) 空調機房 (沒有上蓋)
A/C PLANT ROOM	= Air Conditioner Plant Room 空調機房
A/C PLATFORM	= Air Conditioner Platform 空調機平台
A/C PLATFORM ABOVE	= Air Conditioner Platform Above 上層空調機平台
ACOUSTIC FIN	= 隔音牆
AD	= Air Duct 通風管道槽
AF	= Architectural Feature 建築裝飾
AF ABOVE	= Architectural Feature Above 上層建築裝飾
AF ON 1/F	= 建築裝飾於1樓
B	= Bathroom 浴室
BAL	= Balcony 露台
BALCONY ABOVE	= Balcony above 上層露台
BR	= Bedroom 睡房
BUILDING LINE ABOVE	= 上方之建築邊線
CANOPY	= 簷篷
CANOPY ABOVE	= 上層簷篷
CD	= Cable Duct 電線管道槽
CFR	= Common Flat Roof 公用平台
CPR	= Common Pitched Roof 公用傾斜屋頂
CONS	= Conservatory 溫室
CURTAIN WALL ABOVE	= 上方之幕牆
DN	= Down 下
DIN	= Dining Room 飯廳
DOG HOUSE	= Mechanical & Electrical Services Duct Connecting to the Floor Below 連接下層的機電設施管道
DPMR	= Drainage Pipe Maintenance Room 排水管維修房
ELV	= Extra Low Voltage Duct 低電壓管道
EMR	= Electricity Meter Room 電錶房
ENTRANCE HALL	= 入口大堂
FAMILY ROOM	= 家庭廳
FLAT ROOF	= 平台
GARDEN	= 花園
HR	= Hose Reel 消防喉轆
JACUZZI	= 按摩池

適用於本節之樓面平面圖之備註:

1. 部分樓層外牆範圍設有建築裝飾、金屬格柵及/或外露喉管，詳細資料請參考最新經批准的建築圖則及/或經批准的排水設施圖則。
2. 部分住宅物業的露台及/或工作平台及/或平台及/或天台及/或花園及/或空調機平台及/或外牆上/附近設有外露及/或外牆裝飾板(覆蓋板)內藏之公用及私人喉管，詳細資料請參考最新經批准的建築圖則及/或經批准的排水設施圖則。
3. 部分住宅物業有用以安裝機電設備的跌級樓板及/或用以裝置空調裝備及/或其他機電設備的假天花。
4. 部分儲物房內裝有外露喉管。
5. 露台及工作平台為不可封閉的地方。
6. 樓面平面圖上所顯示的裝置符號，如浴缸、洗滌盆、坐廁、花灑、洗滌盆櫃等乃按最新的經批准的建築圖則繪製，只作一般示意用途。
7. 住宅大樓的住宅物業的描述中，字首「G」指花園複式單位，而編號指A、B、C、D、E或F座(視情況而定)的花園複式單位的編號。例如「G1」指A、B、C、D、E或F座(視情況而定)的花園複式1號單位。
8. 住宅大樓中住宅物業的描述中，字首「P」指頂層三複式單位，而編號指A、B、D、E或F座(視情況而定)的頂層三複式單位的編號。例如「P1」指A、B、D、E或F座(視情況而定)的頂層三複式1號單位。
9. 住宅大樓中住宅物業的描述中，字首「P」指頂層複式單位，而編號指C座的頂層複式單位的編號。例如「P1」指C座的頂層複式1號單位。

KIT	= Kitchen 廚房
LAV	= Lavatory 洗手間
LIFT	= 升降機
LIFT LOBBY	= 升降機大堂
LIFT SHAFT	= 升降機槽
LIV	= Living Room 客廳
LIV / DIN	= Living / Dining Room 客/飯廳
MAF	= Metal Architectural Feature 金屬建築裝飾
MBR	= Master Bedroom 主人睡房
MB	= Master Bathroom 主人浴室
OPEN PIPE WELL	= 開放式管道井
OWM	= Openable Window For Maintenance 維修窗口
PANTRY	= 備餐間
PLANTER	= 花槽
PITCHED ROOF	= 傾斜屋頂
PD	= Pipe Duct 管道槽
PLANTER	= 花槽
ROOF	= 天台
RS & MRR	= Refuse Storage & Material Recovery Room 垃圾及物料回收室
SKYLIGHT	= 天窗
SV	= Smoke Vent 排煙口
STO	= Store 儲物房
SWIMMING POOL	= 游泳池
TOP OF BALCONY	= 下層露台上蓋
TOP OF CURTAIN WALL	= 幕牆頂部
TOP OF U/P	= Top of Utility Platform 下層工作平台上蓋
UP	= Up 上
U/P	= Utility Platform 工作平台
U/P ABOVE	= Utility Platform Above 上層工作平台
VOID	= 中空
VOID ABOVE	= 上層中空
WALK-IN CLOSET	= 衣帽間
WMC	= Water Meter Cabinet 水錶箱
WMR	= Water Meter Room 水錶房